

Lower Thames Crossing
6.3 Environmental Statement
Appendices
Appendix 12.4 – Construction
Noise and Vibration
Assessment
(Tracked changes version)

APFP Regulation 5(2)(a)

Infrastructure Planning (Applications:
Prescribed Forms and Procedure)
Regulations 2009

Volume 6

DATE: July 2023
DEADLINE: 1

Deleted: October 2022

Planning Inspectorate Scheme Ref: TR010032
Application Document Ref: TR010032/APP/6.3

VERSION: 2.0

Deleted: 1

Revision history

<u>Version</u>	<u>Date</u>	<u>Submitted at</u>
1.0	31 October 2022	DCO Application
2.0	18 July 2023	Deadline 1

Lower Thames Crossing

6.3 Environmental Statement Appendices

Appendix 12.4 – Construction Noise and Vibration Assessment (Tracked changes version)

List of contents

	Page number
1 Construction Noise and Vibration Assessment.....	1
1.1 Purpose of this document.....	1
1.2 Duration and Working Hours.....	1
2 Construction Noise	2
2.1 Methodology	2
Identified sensitive receptors	2
2.2 Construction Noise Impact Criteria and Significance	49
2.3 Predicted Construction Noise Levels	55
3 Construction Vibration.....	60
3.1 Introduction	60
3.2 Study Area	60
3.3 Methodology	63
3.4 Construction Vibration Impact Criteria and Significance	66
3.5 Predicted Construction Vibration Levels	66
3.6 Summary of Piling Generated Vibration Effects.....	71
4 Construction Noise Predictions.....	72

Deleted: 1 Construction Noise and Vibration Assessment 1¶ 1.1 Purpose of this document 1¶ 1.2 Duration and Working Hours 1¶ 2 Construction Noise 2¶ 2.1 Methodology 2¶ 2.2 Construction Noise Impact Criteria and Significance 49¶ 2.3 Predicted Construction Noise Levels 55¶ 3 Construction Vibration 60¶ 3.1 Introduction 60¶ 3.2 Study Area 60¶ 3.3 Methodology 63¶ 3.4 Construction Vibration Impact Criteria and Significance 66¶ 3.5 Predicted Construction Vibration Levels 66¶ 3.6 Summary of Piling Generated Vibration Effects 71¶ 4 Construction Noise Predictions 72¶
Deleted: ¶ 1.1 Purpose of this document 1¶ 1.2 Duration and Working Hours 1¶ 2 Construction Noise 2¶ 2.1 Methodology 2¶ 2.2 Construction Noise Impact Criteria and Significance 49¶ 2.3 Predicted Construction Noise Levels 55¶
Deleted: ¶ 1.2 Duration and Working Hours 1¶ 2 Construction Noise 2¶ 2.1 Methodology 2¶
Deleted: ¶ 2.1 Methodology 2¶ 2.2 Construction Noise Impact Criteria and Significance 49¶ 2.3 Predicted Construction Noise Levels 55¶
Deleted: ¶ 2.2 Construction Noise Impact Criteria and Significance 49¶ 2.3 Predicted Construction Noise Levels 55¶
Deleted: ¶ 2.3 Predicted Construction Noise Levels 55¶ 3 Construction Vibration 60¶ 3.1 Introduction 60¶
Deleted: ¶ 3.1 Introduction 60¶ 3.2 Study Area 60¶
Deleted: ¶ 3.2 Study Area 60¶ 3.3 Methodology 63¶
Deleted: ¶ 3.3 Methodology 63¶ 3.4 Construction Vibration Impact Criteria and Significance
Deleted: ¶ 3.4 Construction Vibration Impact Criteria and Significance 66¶ 3.5 Predicted Construction Vibration Levels 66¶
Deleted: ¶ 3.5 Predicted Construction Vibration Levels 66¶ 3.6 Summary of Piling Generated Vibration Effects 71¶
Deleted: ¶ 3.6 Summary of Piling Generated Vibration Effects 71¶ 4 Construction Noise Predictions 72¶
Deleted: ¶ 4 Construction Noise Predictions 72¶
Deleted: ¶

List of plates

	Page number
Plate 2.1 Haul Route Locations	44
Plate 2.2 Haul Route Locations	45
Plate 2.3 Haul Route Locations	46
Plate 2.4 Haul Route Locations	47
Plate 2.5 Haul Route Locations	48
Plate 3.1 Structures with Percussive or Vibratory Piling – South of River Thames.....	61
Plate 3.2 Structures with Percussive or Vibratory Piling – North of River Thames and A13 Junction	62
Plate 3.3 Structures with Percussive or Vibratory Piling – North of Mardyke and M25	62

List of tables

	Page number
Table 2.1 Construction Noise Sensitive Receptors	2
Table 2.2 Envisaged Construction Plant Itinerary – Highways.....	9
Table 2.3 Envisaged Construction Plant Itinerary – Utilities.....	22
Table 2.4 Envisaged Construction Plant Itinerary – Tunnels	31
Table 2.5 Daily Haulage Movements Assumptions by Construction Phase	39
Table 2.6 Construction Noise LOAEL and SOAEL Values	49
Table 2.7 Table E.1 Reproduced from BS5228-1	49
Table 2.8 LOAEL and SOAEL used in Construction Noise Assessment	50
Table 2.9 Magnitude of Impact from Construction Noise	55
Table 2.10 Predicted Construction Noise Levels and Magnitude of Impact	55
Table 3.1 Identified Structures with Percussive or Vibratory Piling Techniques.....	61
Table 3.2 Construction Vibration Sensitive Receptors	63
Table 3.3 Values of Kp for Use in Predictions of Vibration from Percussive Piling	65
Table 3.4 Scaling Factors and Piling Operation Parameter for Vibratory Piling	66
Table 3.5 Construction Vibration LOAEL and SOAEL Values	66
Table 3.6 Magnitude of Impact from Construction Vibration	66
Table 3.7 Predicted Levels of Vibration and Magnitude of Impact	67
Table 3.8 Significance of Effect from Percussive Piling	69
Table 3.9 Significance of Effect from Vibratory Piling	70

Deleted: Plate 2.1 Haul Route Locations 44¶
 Plate 2.2 Haul Route Locations 45¶
 Plate 2.3 Haul Route Locations 46¶
 Plate 2.4 Haul Route Locations 47¶
 Plate 2.5 Haul Route Locations 48¶
 Plate 3.1 Structures with Percussive or Vibratory Piling – South of River Thames 61¶
 Plate 3.2 Structures with Percussive or Vibratory Piling – North of River Thames and A13 Junction 62¶
 Plate 3.3 Structures with Percussive or Vibratory Piling – North of Mardyke and M25 62¶

Deleted: ¶
 Plate 2.2 Haul Route Locations 45¶
 Plate 2.3 Haul Route Locations 46¶
 Plate 2.4 Haul Route Locations 47¶
 Plate 2.5 Haul Route Locations 48¶
 Plate 3.1 Structures with Percussive or Vibratory Piling – South of River Thames 61¶
 Plate 3.2 Structures with Percussive or Vibratory Piling – North of River Thames and A13 Junction 62¶
 Plate 3.3 Structures with Percussive or Vibratory Piling – North of Mardyke and M25 62¶

Deleted: ¶
 Plate 2.3 Haul Route Locations 46¶
 Plate 2.4 Haul Route Locations 47¶
 Plate 2.5 Haul Route Locations 48¶
 Plate 3.1 Structures with Percussive or Vibratory Piling – South of River Thames 61¶
 Plate 3.2 Structures with Percussive or Vibratory Piling – North of River Thames and A13 Junction 62¶

Deleted: ¶

Deleted: ¶

Deleted: ¶

Deleted: ¶

Deleted: ¶

Deleted: ¶

Deleted: Table 2.1 Construction Noise Sensitive Receptors ...

Deleted: ¶

Deleted: ¶

Deleted: ¶

Deleted: ¶

Deleted: ¶

Deleted: ¶

Deleted: ¶

Deleted: ¶

Deleted: ¶

Deleted: ¶

Deleted: ¶

Deleted: ¶

Deleted: ¶

Deleted: ¶

Deleted: ¶

Deleted: ¶

Deleted: ¶

Deleted: ¶

Deleted: ¶

Deleted: ¶

Deleted: ¶

Deleted: ¶

Deleted: ¶

Deleted: ¶

Deleted: ¶

Deleted: ¶

Deleted: ¶

Deleted: ¶

Deleted: ¶

Deleted: ¶

Deleted: ¶

Deleted: ¶

Deleted: ¶

Deleted: ¶

1 Construction Noise and Vibration Assessment

1.1 Purpose of this document

- 1.1.1 This Appendix presents the assessment of construction noise and vibration impacts upon identified sensitive receptors during the construction phase of the proposed Lower Thames Crossing (hereinafter referred to as the Project).
- 1.1.2 This Appendix should be read and considered in association with appropriate sections of Chapter 12 of the Environmental Statement (ES) (Application Document 6.1).
- 1.1.3 The assessment has been based upon assumptions contained in the methodology to be used to construct the Project from the Appendix 2.1: Construction Supporting Information (Application Reference 6.3) and is based on typical methods that a competent contractor would have the capability and experience to adopt during the construction of the Project.
- 1.1.4 Section 2 of this appendix presents the construction noise impact and assessment from the Project and Section 3 presents the vibration impact and assessment from piling activities associated with the Project.

Deleted: 2

Deleted: 3

1.2 Duration and Working Hours

- 1.2.1 Following the DCO Grant there would be preparatory works, referred to in the draft DCO as preliminary works taking place in 2024. The main construction period for the Lower Thames Crossing would start in early 2025, with the road being open for traffic in late 2030 and would last for approximately 60 months based upon the envisaged construction programme provided in Appendix 2.1: Construction Supporting Information (Application Reference 6.3) with the road due to open for traffic in late 2030.
- 1.2.2 The proposed working hours during the construction phase for the Project are as presented within Table 6.1 of the Code of Construction Practice (CoCP) (Application Document 6.3).

2 Construction Noise

2.1 Methodology

Identified sensitive receptors

- 2.1.1 With regard to the assessment of construction noise and the study area relating to road schemes, DMRB LA111 states that 'A Construction noise study area shall be defined, where the need for further assessment has been established to include all noise sensitive receptors:
- a. that are potentially affected by construction noise;
 - b. in areas where there is a reasonable stakeholder expectation that a construction noise assessment will be undertaken'.
- 2.1.2 The DMRB LA111 further qualifies that 'A study area of 300m from the closest construction activity is normally sufficient to encompass noise sensitive receptors.'
- 2.1.3 As such, the study area for the construction noise assessment comprises an area up to 300m from any proposed construction activities associated with the Project, unless the closest sensitive receptor to the Project alignment is outside of this area, in which case the closest receptor has been selected.
- 2.1.4 Noise impacts from the construction of the Project have been assessed at 140 selected worst-case noise sensitive receptors (NSR) which are considered to be representative of all noise sensitive receptors within the immediate vicinity of the Project. These receptors are presented on Figure 12.1: Construction Noise and Vibration Study Area (Application Reference 6.2) and detailed in Table 2.1.

Table 2.1 Construction Noise Sensitive Receptors

NSR ID	OS X Coordinate	OS Y Coordinate	Address
CN 1	567464	168542	Halfpenny House Halfpence Lane Cobham, Gravesend DA12 3BP
CN 2	570842	169306	38 Sharfleet Drive Rochester ME2 2TY
CN 3	567542	169466	The Mount Watling Street Cobham Gravesend DA12 3BH
CN 4	570553	169539	2 Foxbury Manor Old Watling Street Rochester ME2 3UG
CN 5	568377	169747	Boughurst Cottage Brewers Road Shorne Gravesend DA12 3HD
CN 6	567004	169753	The Nook Watling Street Cobham Gravesend DA12 3BH
CN 7	567489	169859	Inn On the Lake Watling Street Shorne Gravesend DA12 3HB
CN 8	569138	169923	Puckle Hill Brewers Road Shorne Gravesend DA12 3LB
CN 9	567432	170268	Thong Mead Thong Lane Shorne Gravesend DA12 4AD

NSR ID	OS X Coordinate	OS Y Coordinate	Address
CN 10	565216	170299	Annexe Ifield Rectory DA13 9AR
CN 11	566254	170385	Marling Manor Watling Street Gravesend DA12 5UD
CN 12	567237	170631	The Barn Thong Lane Shorne Gravesend DA12 4AD
CN 13	565258	170772	1 Epsom Close Gravesend DA12 5BF
CN 14	567233	170900	Little Westwood Thong Lane Shorne Gravesend DA12 4AD
CN 15	566455	170912	9 Wykeham Close Gravesend DA12 4QL
CN 16	568421	171033	Ifield Place Shorne Ifield Road Shorne Gravesend DA12 3HE
CN 17	566844	171145	13 Astra Drive Gravesend DA12 4PZ
CN 18	564573	171167	Newport Old Watling Street, Gravesend DA11 7NT
CN 19	567139	171221	356 Thong Lane Gravesend DA12 4LH
CN 20	564024	171621	7 Harvest Lane, Gravesend DA11 7GU
CN 21	567058	171688	Flat Regans Bar Thong Lane Gravesend DA12 4LG
CN 22	563240	171836	8 Brightlands Northfleet, Gravesend DA11 8TA
CN 23	568747	172079	Keats House Gravesend Road Shorne Gravesend DA12 3JH
CN 24	562372	172221	28 Roman Road Northfleet, Gravesend, DA11 8EX
CN 25	566927	172294	92 Thong Lane Gravesend DA12 4LD
CN 26	566997	172466	73 Thong Lane Gravesend DA12 4LB
CN 27	568263	172507	18 Church Lane Gravesend DA12 2NL
CN 28	567799	172664	Horseshoe Meadow DA12 4TD
CN 29	567123	172728	9 Thong Lane Gravesend DA12 4LB
CN 30	567473	172734	Polperro Rochester Road Gravesend DA12 4TD
CN 31	567783	172772	Ponderosa Rochester Road Gravesend DA12 4TB
CN 32	567656	172804	16 Lisle Close Gravesend DA12 4XH
CN 33	567478	172806	341 Rochester Road Gravesend DA12 4TH
CN 34	567133	172853	9 Priest Walk Gravesend DA12 4TJ
CN 35	567834	173098	86 Castle Lane Gravesend DA12 4TQ
CN 36	568248	173175	Filborough Farm Barn Lower Higham Road Gravesend DA12 2NY
CN 37	566797	174178	Mobile Home J Clubb Ltd Site DA12 2QB
CN 38	565265	176300	Abbadon Sandhurst Road Tilbury RM18 8DH
CN 39	565306	176449	Flat 8 Hilda May Court Sandhurst Road Tilbury RM18 8DE
CN 40	565375	176670	103 Byron Gardens Tilbury RM18 8BE

NSR ID	OS X Coordinate	OS Y Coordinate	Address
CN 41	568838	176944	Princess Margaret Road East Tilbury Tilbury RM18 8PB
CN 42	567541	177234	Norrskan Station Road East Tilbury RM18 8QR
CN 43	567432	177251	Buckland Station Road East Tilbury RM18 8QR
CN 44	567823	177491	Caravan Goshems Farm RM18 8QR
CN 45	567795	177524	Goshems Farm Station Road East Tilbury Tilbury RM18 8QR
CN 46	566306	177525	Coopers Shaw RM18 8QX
CN 47	567385	177580	1 Gravel Pit Cottages Station Road East Tilbury Tilbury, RM18 8QR
CN 48	567858	177600	Willows Station Road East Tilbury RM18 8QR
CN 49	566835	177656	Annexe Polwicks Farm House RM18 8QU
CN 50	566707	177665	3 Condovers Cottages Church Road East Tilbury, Tilbury, RM18 8QX
CN 51	568177	178003	Buxton Princess Margaret Road East Tilbury, Tilbury, RM18 8NX
CN 52	564277	178053	South Manor Marshfoot Road, Grays, RM16 4LU
CN 53	564483	178179	63 Lea Road, Grays, RM16 4DD
CN 54	567488	178354	76 Shearwater Avenue East Tilbury RM18 8DQ
CN 55	565306	178567	4 Atherton Gardens Linford Road Atherton Gardens, Grays, RM16 4LF
CN 56	566157	178638	10 Muckingford Road West Tilbury RM18 8TS
CN 57	566583	178688	12 Muckingford Road West Tilbury RM18 8TS
CN 58	565938	178755	Hatchette Hoford Road West Tilbury RM18 8TR
CN 59	567449	178755	58 Beechnoft Avenue Linford Stanford-Le-Hope SS17 0RR
CN 60	566977	178790	High Ash Muckingford Road West Tilbury RM18 8TS
CN 61	564656	178861	74 Felicia Way, Grays, RM16 4JF
CN 62	567320	178958	Farthings Muckingford Road Linford Stanford-Le-Hope SS17 0RF
CN 63	566551	178960	Becksland Muckingford Road West Tilbury Tilbury RM18 8TS
CN 64	564617	179174	7 Kendale, Grays, RM16 4SL
CN 65	567074	179290	9 Meadow Close Linford Stanford-Le-Hope SS17 0QL
CN 66	564760	179445	92 Godman Road, Grays, RM16 4TD
CN 67	565262	179612	43 Courtney Road Grays RM16 4TZ
CN 68	564978	179630	28 Alexandra Close, Grays, RM16 4TT
CN 69	564816	179700	183 Godman Road Grays RM16 4TL

NSR ID	OS X Coordinate	OS Y Coordinate	Address
CN 70	567016	179712	56 Northumberland Road Linford Stanford-Le-Hope SS17 0PU
CN 71	565151	179721	4 Haywood Place Courtney Road Grays RM16 4UB
CN 72	563349	179758	44 Stanford Road Grays RM16 4XS
CN 73	565104	179790	10 Alexandra Close Grays RM16 4TT
CN 74	563730	179791	Treetops School Buxton Road Grays Essex RM16 2WU
CN 75	563073	179922	46 Springfield Road Grays RM16 2QU
CN 76	564126	179946	Myrtle Cottage Hornsby Lane Orsett Grays RM16 3AU
CN 77	563858	179969	Managers Accommodation The Fox And Hounds RM16 3AP
CN 78	564248	180035	Rose Cottage Hornsby Lane Orsett Grays RM16 3AU
CN 79	565512	180055	2 Brook Farm Cottages Brentwood Road Orsett Grays RM16 3DT
CN 80	563788	180154	222 Heath Road Orsett Grays RM16 3AP
CN 81	563853	180166	224 Heath Road Orsett Grays RM16 3AP
CN 82	562981	180222	55 Keir Hardie House Milford Road Grays RM16 2QP
CN 83	563779	180291	242 Heath Road Orsett Grays RM16 3AP
CN 84	564632	180342	Annexe Heath Place RM16 3AU
CN 85	564007	180517	Whitcroft Nursing Home Stanford Road Orsett Grays Essex RM16 3JL
CN 86	562548	180553	29 Fairfield Avenue Grays RM16 2LU
CN 87	564181	180658	3 Five Chimney Cottages Stanford Road Orsett Grays RM16 3JL
CN 88	564185	180660	2 Five Chimney Cottages Stanford Road Orsett Grays RM16 3JL
CN 89	564191	180662	1 Five Chimney Cottages Stanford Road Orsett Grays RM16 3JL
CN 90	562546	180775	Grey Goose Farm Cottage Stifford Clays Road Orsett Grays RM16 3NH
CN 91	564535	180829	1 Potash Cottages Stanford Road Orsett Grays RM16 3BA
CN 92	564539	180832	2 Potash Cottages Stanford Road Orsett Grays RM16 3BA
CN 93	565438	180898	The Redhouse Brentwood Road Orsett Grays RM16 3BP
CN 94	561853	180954	South Lodge Stifford Clays Road Orsett Grays RM16 3NJ
CN 95	561842	180955	West Lodge Stifford Clays Road Orsett Grays RM16 3NJ

NSR ID	OS X Coordinate	OS Y Coordinate	Address
CN 96	562055	180987	Bloomfields Farm Stifford Clays Road Orsett Grays RM16 3NJ
CN 97	563528	180991	Foxhound Lodge Baker Street Orsett, Grays, RM16 3LJ
CN 98	563455	181073	Fieldhouse Farm Baker Street Orsett Grays RM16 3LJ
CN 99	562391	181183	1 Springfield Cottages Stifford Clays Road Orsett Grays RM16 3ND
CN 100	565459	181206	Managers Accommodation Orsett Cock RM16 3BL
CN 101	563301	181290	Baker Street Mills Stifford Clays Road Orsett Grays RM16 3LX
CN 102	562570	181294	Springfield Farm Stifford Clays Road Orsett Grays RM16 3ND
CN 103	565388	181401	Barringtons Farmhouse Brentwood Road Orsett Grays RM16 3BD
CN 104	563205	181406	Wayside Cottage Stifford Clays Road Orsett Grays RM16 3LX
CN 105	564126	181410	Mill House Mill Lane Orsett Grays RM16 3JP
CN 106	566014	181417	63 Hemley Road Orsett, Grays, RM16 3DQ
CN 107	564340	181512	Orsett C Of E Primary School School Houses School Lane Orsett Grays RM16 3JR
CN 108	563291	181692	The Old Rectory Fen Lane Orsett Grays RM16 3LT
CN 109	565381	181813	New House Loft Hall Farm RM16 3BD
CN 110	562962	182030	Hobletts Nursery Green Lane Orsett Grays RM16 3AN
CN 111	563454	182052	Poplars Farm Fen Lane Orsett Grays RM16 3LT
CN 112	563040	182058	Mobile Home Hobletts Nursery RM16 3AN
CN 113	563590	182698	Fen Cottage Fen Lane Orsett Grays RM16 3LT
CN 114	562929	182932	Hobletts Green Lane Orsett Grays RM16 3AN
CN 115	559563	183536	3 Townfield Cottages North Road South Ockendon RM15 6SP
CN 116	559615	183993	2 Evergreens North Road South Ockendon RM15 6SS
CN 117	559964	184113	Groves Barns RM15 6SJ
CN 118	558004	184147	Maytree Cottage Pea Lane Upminster RM14 2XH
CN 119	559508	184315	4 Groves Farm Cottages North Road South Ockendon RM15 6SS
CN 120	559493	184567	Redcnofts North Road South Ockendon RM15 6SR
CN 121	558781	184748	Cedar 1 Hall Farm Church Lane North Ockendon Upminster RM14 3QH
CN 122	557977	184922	Flat Manor Farm Ockendon Road Upminster RM14 2TZ
CN 123	561178	184940	2 Fen Farm Cottages RM14 3RH

NSR ID	OS X Coordinate	OS Y Coordinate	Address
CN 124	558658	184961	Glebe Barn Church Lane North Ockendon Upminster RM14 3QA
CN 125	558061	185083	Railway Sidings Ockendon Road Upminster RM14 2TZ
CN 126	558450	185163	5 Cranham Place Ockendon Road Upminster RM14 3QJ
CN 127	559231	185853	Upminster Nursing Home Clay Tye Road, Upminster, RM14 3PL
CN 128	559154	186120	Fairway Clay Tye Road Upminster RM14 3PL
CN 129	558402	186130	Broadfields Farm Cottage Pike Lane Upminster RM14 3NS
CN 130	559182	186270	Valetta Clay Tye Road, Upminster, RM14 3PL
CN 131	558568	187006	8 Franks Cottages St. Marys Lane Upminster RM14 3NU
CN 132	559267	187096	Puddledock RM14 3NX
CN 133	558912	187311	Caravan 2 Tyas Stud Farm St. Marys Lane Upminster RM14 3PB
CN 134	558659	187406	8 Franks Cottages St. Marys Lane Upminster RM14 3NU
CN 135	557999	188572	The Barn At Tabrums Farm RM14 1TH
CN 136	558887	188849	1 Codham Hall Cottage Codham Hall Lane Great Warley, Brentwood, CM13 3JT
CN 137	558016	188861	Woodlands Farm Folkes Lane Upminster RM14 1TH
CN 138	557707	189957	1 Beredens Cottages Beredens Lane Great Warley Brentwood CM13 3JB
CN 139	557767	190199	Foxburrows Beredens Lane Great Warley Brentwood CM13 3JB
CN 140	557253	190290	Tylers Croft Warley Road Great Warley Brentwood CM13 3JA

2.1.5 All predicted construction noise levels have been presumed to be façade noise levels with a 3dB correction added to the resultant noise level in accordance with BS5228.

BS 5228-1:2009+A1:2014 Code of practice for noise and vibration control on construction and open sites.

2.1.6 The method of assessing and calculating construction noise impacts has been undertaken using the guidance contained in British Standard 5228: 2009+A1: 2014 'Code of Practice for Noise and Vibration Control on Construction and Open Sites' Part 1 (BS5228-1).

2.1.7 The method of predicting construction noise contained within BS5228-1 accounts for the following parameters:

- a. The type and number of plant and equipment on site
- b. The sound power of the construction plant

- c. The relative full power operating time (on-time) of plant, as a percentage of the working day/assessment period
- d. The distance to receptors
- e. The intervening ground type
- f. Acoustic screening by barriers or terrain

2.1.8 Table 2.2 to Table 2.5, present the construction activity, construction plant, plant sound power level, envisaged percentage on-time and haul route movements that has been assumed for the prediction of construction noise from the Project.

Deleted: Table 2.5

Table 2.2 Envisaged Construction Plant Itinerary – Highways

Construction Operation	Construction Stage	Plant / Equipment	On time %	BS 5228-1 Table Reference	Sound Power Level dB(A)
General Site Establishment / Ancillary Works	Site Establishment	Excavator 5tonne	50	Manufacturers Data	96
		Excavator – 35tonne	50	C.6.7	104
		HIAB	25	C.4.53	105
		Forklift / Telescopic Handler	50	C.4.55	98
		Dumper 9tonne	60	C.4.4	104
		Hydraulic breakers	30	C.5.1	116
		Roller – Static	25	C.2.38	101
General Site Clearance	Site Clearance	Excavator – 35tonne	60	C.6.7	104
		Chainsaw	15	Manufacturers Data	117
		Chipper	15	Manufacturers Data	119
		Dumper (5tonne)	60	C.4.7	106
Compound Operations	A2 Compound Brentwood Road Compound Stifford Clays Road Compound East M25 Compound	Concrete Batching Plant	70	C.4.22	104
		Loading Shovel	60	C.4.13	99
		Dumper 9tonne	60	C.4.4	104
		Telehandler – 15ton	60	C.2.35	99
		Excavator – 35tonne	65	C.6.7	104
		25 tonne Crane	50	C.3.29	98
		Wheelwash	15	C.3.13	91
		Diesal Generator	100	C.4.78	94

Construction Operation	Construction Stage	Plant / Equipment	On time %	BS 5228-1 Table Reference	Sound Power Level dB(A)
		MEWP	30	Manufacturers Data	91
	Marling Cross Compound Station Road Compound	Wheelwash	10	C.3.13	91
		Dumper 9tonne	50	C.4.4	104
		Telehandler – 15ton	65	C.2.35	99
		MEWP	30	Manufacturers Data	91
		20tonne Excavator	50	C.2.21	99
		Diesal Generator	100	C.4.78	94
	Stanford Road Compound	Wheelwash	15	C.3.13	91
		Dumper 9tonne	50	C.4.4	104
		Telehandler – 15ton	65	C.2.35	99
		MEWP	30	Manufacturers Data	91
		20tonne Excavator	50	C.2.21	99
		Diesal Generator	100	C.4.78	94
	Long Lane Compound A Long Lane Compound B Stifford Clays Road Compound West	Wheelwash	15	C.3.13	91
		Dumper 9tonne	50	C.4.4	104
		Telehandler – 15ton	60	C.2.35	99
		MEWP	30	Manufacturers Data	91
		20tonne Excavator	50	C.2.21	99
		25 tonne Crane	50	C.3.29	98
		Diesal Generator	100	C.4.78	94
	Mardyke Compound	Wheelwash	100	C.3.13	91

Construction Operation	Construction Stage	Plant / Equipment	On time %	BS 5228-1 Table Reference	Sound Power Level dB(A)
		Dumper 9tonne	50	C.4.4	104
		Telehandler – 15ton	60	C.2.35	99
		MEWP	30	Manufacturers Data	91
		20tonne Excavator	50	C.2.21	99
		25 tonne Crane	50	C.3.29	98
		Diesal Generator	100	C.4.78	94
	Medebridge Compound	Concrete Batching Plant	70	C.4.22	104
		Loading Shovel	60	C.4.13	99
		25 tonne Crane	50	C.3.29	98
		Wheelwash	15	C.3.13	91
		Dumper 9tonne	50	C.4.4	104
		Telehandler – 15ton	65	C.2.35	99
		MEWP	30	Manufacturers Data	91
		20tonne Excavator	50	C.2.21	99
	Ockendon Road Compound	Diesal Generator	100	C.4.78	94
		Wheelwash	15	C.3.13	91
		Dumper 9tonne	50	C.4.4	104
		Telehandler – 15ton	65	C.2.35	99
		MEWP	30	Manufacturers Data	91
		20tonne Excavator	50	C.2.21	99
			Diesal Generator	100	C.4.78

Construction Operation	Construction Stage	Plant / Equipment	On time %	BS 5228-1 Table Reference	Sound Power Level dB(A)
	Warley Street Compound	Wheelwash	15	C.3.13	91
		Dumper 9tonne	50	C.4.4	104
		Telehandler – 15ton	65	C.2.35	99
		MEWP	30	Manufacturers Data	91
		20tonne Excavator	50	C.2.21	99
		Diesal Generator	100	C.4.78	94
Management of stockpiles		Excavator – 35tonne	60	C.6.7	104
New Road Constuction	Earthworks	Excavator – 45 tonne	65	C.2.14	107
		Dozer	50	C.2.13	106
		ADT 55 tonne	65	C.6.27	104
		Grader	25	D3.75	112
		Roller – Static	50	C.2.38	101
		Vibrating Roller	50	C.5.20	103
		Haulage Dump Truck	50	C.4.1	109
	Drainage	Excavator 5 tonne	60	Manufacturers Data	96
		Excavator 8 tonne	60	C.4.17	99
		Dumper (5tonne)	25	C.4.7	106
		Tractor inc low loader	25	C.4.75	107
		Compressor	5	C.5.5	93
	Surfacing	Paver	60	C.5.31	105
		Tipper Lorry	50	C.8.20	107

Construction Operation	Construction Stage	Plant / Equipment	On time %	BS 5228-1 Table Reference	Sound Power Level dB(A)
		Line Road Marking HGV	25	C.4.53	105
		Roller – Static	60	C.2.38	101
Road Widening	Earthworks	Excavator – 45 tonne	65	C.2.14	107
		Dozer	50	C.2.13	106
		ADT 25 tonne	65	C.5.16	109
		Roller – Static	50	C.2.38	101
		Vibrating Roller	50	C.5.20	103
		Haulage Dump Truck	50	C.4.1	109
		Drainage	Excavator 5 tonne	60	Manufacturers Data
	Excavator 8 tonne		60	C.4.17	99
	Dumper (5tonne)		25	C.4.7	106
	Tractor inc low loader		25	C.4.75	107
	Compressor		5	C.5.5	93
	Pavement	Paver	60	C.5.31	105
		Tipper Lorry	50	C.8.20	107
		Roller – Static	60	C.2.38	101
		Road Planer / Cold Milling	25	C.5.7	110
		Wheeled backhoe loader 3t	25	C.4.14	95
		Line Road Marking HGV	25	C.4.53	105
Bridge Construction	Earthworks	Excavator – 35 tonne	65	C.6.7	104
		Dozer	50	C.2.13	106

Construction Operation	Construction Stage	Plant / Equipment	On time %	BS 5228-1 Table Reference	Sound Power Level dB(A)
	Structures	ADT 25 tonne	65	C.5.16	109
		CFA Crawler Mounted Rig	60	C.3.14	111
		Tracked Crane (55t)	30	C.3.29	98
		Excavator – 13tonne	25	C.6.12	102
		Dumper (9tonne)	25	C.4.4	104
		Concrete Mixer Lorry	50	C.4.20	108
		Concrete Pump	25	C.3.26	103
		Concrete Poker Vibrator	25	C.4.34	97
	Surfacing	Paver	60	C.5.31	105
		Roller – Static	60	C.2.38	101
		Tipper Lorry	50	C.8.20	107
A2 Viaduct	Earthworks	Excavator – 45 tonne	65	C.2.14	107
		Dozer	50	C.2.13	106
		ADT 25 tonne	65	C.5.16	109
	Structures	CFA Crawler Mounted Rig	60	C.3.14	111
		Tracked Crane (750t)	30	C.4.50	99
		Excavator – 13tonne	25	C.6.12	102
		Dumper (9tonne)	25	C.4.4	104
		Concrete Mixer Lorry	50	C.4.20	108
		Concrete Pump	25	C.3.26	103
Concrete Poker Vibrator	25	C.4.34	97		

Construction Operation	Construction Stage	Plant / Equipment	On time %	BS 5228-1 Table Reference	Sound Power Level dB(A)
	Surfacing	Paver	60	C.5.31	105
		Roller – Static	60	C.2.38	101
		Tipper Lorry	50	C.8.20	107
A2 Box Construction	Earthworks	Excavator – 45 tonne	65	C.2.14	107
		Dozer	50	C.2.13	106
		Roller – Static	60	C.2.38	101
		ADT 25 tonne	60	C.5.16	109
	Structures	Sheet piling rig	60	C.3.8	116
		CFA Crawler Mounted Rig	60	C.3.14	111
		Tracked Crane (55t)	30	C.3.29	98
		Excavator – 13tonne	25	C.6.12	102
		Dumper (9tonne)	25	C.4.4	104
		Concrete Mixer Lorry	50	C.4.20	108
		Concrete Pump	25	C.3.26	103
	Concrete Poker Vibrator	25	C.4.34	97	
	Surfacing	Paver	60	C.5.31	105
Roller – Static		60	C.2.38	101	
Tipper Lorry		50	C.8.20	107	
Tilbury Viaduct	Earthworks	Excavator – 45 tonne	65	C.2.14	107
		Dozer	50	C.2.13	106
		ADT 25 tonne	65	C.5.16	109

Construction Operation	Construction Stage	Plant / Equipment	On time %	BS 5228-1 Table Reference	Sound Power Level dB(A)	
	Structures	Sheet piling rig	60	C.3.8	116	
		CFA Crawler Mounted Rig	60	C.3.14	111	
		Tracked Crane (800t)	30	C.4.50	99	
		Tracked Crane (100t)	30	C.3.28	95	
		Jacking Systems	100	C.3.10	96	
		Hydraulic breakers	60	C.5.1	116	
		Excavator – 13tonne	25	C.6.12	102	
		Dumper (9tonne)	25	C.4.4	104	
		Concrete Mixer Lorry	40	C.4.20	108	
		Concrete Pump	25	C.3.26	103	
	Surfacing	Concrete Poker Vibrator	25	C.4.34	97	
		Paver	60	C.5.31	105	
		Roller – Static	60	C.2.38	101	
		Tipper Lorry	40	C.8.20	107	
	A13 Box Jacks	Earthworks	Excavator – 35 tonne	65	C.6.7	104
			Dozer	50	C.2.13	106
ADT 25 tonne			65	C.5.16	109	
Sheet piling rig			60	C.3.8	116	
Structures		Crane – 200t	30	Manufacturers Data	107	
		Jacking Systems	100	C.3.10	96	
		Excavator – 13tonne	25	C.6.12	102	

Construction Operation	Construction Stage	Plant / Equipment	On time %	BS 5228-1 Table Reference	Sound Power Level dB(A)
		Dumper (9tonne)	25	C.4.4	104
		Ventilation fans	100	Manufacturers Data	102
		Concrete Mixer Lorry	40	C.4.20	108
		Concrete Pump	25	C.3.26	103
	Surfacing	Concrete Poker Vibrator	25	C.4.34	97
		Paver	60	C.5.31	105
		Roller – Static	60	C.2.38	101
		Tipper Lorry	40	C.8.20	107
Mardyke Viaduct	Earthworks	Excavator – 45 tonne	65	C.2.14	107
		Roller – Static	65	C.2.38	101
		Dozer	50	C.2.13	106
		ADT 55 tonne	65	C.6.27	104
		Driven Piling Rig	70	Manufacturers Data	96
		Band Drain Instalation Rig	70	C.8.11	106
		Sheet piling rig	60	C.3.8	116
	Structures	CFA Crawler Mounted Rig	60	C.3.14	111
		Tracked Crane (750t)	30	C.4.50	99
		Tracked Crane (100t)	30	C.3.28	95
		Hydraulic breakers	30	C.5.1	116
		Excavator – 13tonne	25	C.6.12	102
		Dumper (9tonne)	25	C.4.4	104

Construction Operation	Construction Stage	Plant / Equipment	On time %	BS 5228-1 Table Reference	Sound Power Level dB(A)
		Concrete Mixer Lorry	40	C.4.20	108
		Concrete Pump	25	C.3.26	103
		Concrete Poker Vibrator	25	C.4.34	97
	Surfacing	Paver	60	C.5.31	105
		Roller – Static	60	C.2.38	101
		Tipper Lorry	40	C.8.20	107
M25 Box	Earthworks	Excavator – 45 tonne	65	C.2.14	107
		Dozer	50	C.2.13	106
		ADT 25 tonne	65	C.5.16	109
		Sheet piling rig	60	C.3.8	116
	Structures	Restricted Access Piling Rig	60	Manufacturers Data	96
		Concrete Batching Plant	75	C.4.22	104
		Generators	100	C.4.78	94
		Ventilation fans	100	Manufacturers Data	102
		Jacking Systems	100	C.3.10	96
		Crane – 200t	30	Manufacturers Data	107
		Mini Excavator	25	C.4.67	102
		Dumper (9 tonne)	25	C.4.4	104
		Concrete Mixer Lorry	50	C.4.20	108
	Surfacing	Concrete Pump	25	C.3.26	103
Concrete Poker Vibrator		25	C.4.34	97	

Construction Operation	Construction Stage	Plant / Equipment	On time %	BS 5228-1 Table Reference	Sound Power Level dB(A)
		Paver	60	C.5.31	105
		Roller – Static	60	C.2.38	101
		Tipper Lorry	50	C.8.20	107
Ockendon Road Bridge (underpinning)	Earthworks	Excavator – 13 tonne	65	C.6.12	102
		Restricted Access Piling Rig	60	Manufacturers Data	96
		Hydraulic breakers	50	C.5.1	116
		ADT 25 tonne	65	C.5.16	109
	Structures	Excavator – 13 tonne	25	C.6.12	102
		Dumper (9tonne)	25	C.4.4	104
		Concrete Mixer Lorry	50	C.4.20	108
		Concrete Pump	25	C.3.26	103
	Surfacing	Concrete Poker Vibrator	25	C.4.34	97
		Paver	60	C.5.31	105
		Roller – Static	60	C.2.38	101
		Tipper Lorry	50	C.8.20	107
M25 Structures widening	Earthworks	Excavator – 15 tonne	65	C.2.24	101
		Dozer	50	C.2.13	106
		ADT 25 tonne	65	C.5.16	109
		Sheet piling rig	60	C.3.8	116
	Structures	CFA Crawler Mounted Rig	60	C.3.14	111
		Water jetting robot	50	C.3.13	91

Construction Operation	Construction Stage	Plant / Equipment	On time %	BS 5228-1 Table Reference	Sound Power Level dB(A)
		Power pack	50	C.3.10	96
		Siltbuster Hydrodemolition Unit	50	Manufacturers Data	96
		Generators	100	C.4.78	94
		Hydraulic breakers	50	C.5.1	116
		Waste water treatment facility	100	C.2.45	93
		Water tanker	50	C.4.89	107
		Tracked Crane (160t)	30	C.4.41	99
		Excavator – 13 tonne	25	C.6.12	102
		Dumper (9tonne)	25	C.4.4	104
	Surfacing	Concrete Mixer Lorry	50	C.4.20	108
		Concrete Pump	25	C.3.26	103
		Concrete Poker Vibrator	25	C.4.34	97
		Paver	60	C.5.31	105
		Roller – Static	60	C.2.38	101
		Tipper Lorry	50	C.8.20	107
Bridge Demolition (A2/A13/M25)	Demolition	Long reach excavators	65	Manufacturers Data	104
		Hydraulic breakers	30	C.5.1	116
		Tipper Lorry	50	C.8.20	107
		Tracked Crane (60t)	30	C.3.29	98
Retaining Wall Construction	Structures	CFA Crawler Mounted Rig	60	C.3.14	111
		Sheet piling rig	60	C.3.8	116

Construction Operation	Construction Stage	Plant / Equipment	On time %	BS 5228-1 Table Reference	Sound Power Level dB(A)
		Tracked Crane (55t)	30	C.3.29	98
		Excavator – 13tonne	25	C.6.12	102
		Dumper (9tonne)	25	C.4.4	104
		Concrete Mixer Lorry	50	C.4.20	108
		Concrete Pump	25	C.3.26	103
		Concrete Poker Vibrator	25	C.4.34	97
Ancillary Works	Structures	HIAB	25	C.4.53	105
		Cherry Picker	60	Manufacturers Data	91
		Forklift/Telescopic Handler	60	C.4.55	98
		Dumper 9tonne	50	C.4.4	104
		Excavator – 13 tonne (Wheeled)	50	C.4.12	87
Flood Compensation Works	Environment	Excavator – 35tonne	65	C.6.7	104
		ADT 25 tonne	65	C.5.16	109
Installation of band drains	Ground Improvement	35ton Excavator	60	C.6.7	104
		Dumper 9tonne	50	C.4.4	104
		Roller	50	C.2.37	107
		ADT 25 tonne	65	C.5.16	109
		Vertical band drain	60	C.3.8	116

Table 2.3 Envisaged Construction Plant Itinerary – Utilities

Construction Operation	Plant / Equipment	On time %	BS 5228-1 Table Reference	Sound Power Level dB(A)
Site Establishment	Excavator 5 tonne	50	Manufacturers Data	96
	Excavator – 35tonne	50	C.6.7	104
	HIAB	25	C.4.53	105
	Forklift / Telescopic Handler	50	C.4.55	98
	Dumper 9 tonne	60	C.4.4	104
	Roller – Static	25	C.2.38	101
Site Clearance	Excavator – 20tonne	60	C.4.65	99
	Chainsaw	15	Manufacturers Data	117
	Chipper	15	Manufacturers Data	119
	Dumper (5tonne)	60	C.4.7	106
Protection of existing stats	Excavator 5 tonne	60	Manufacturers Data	96
	Excavator 8 tonne	60	C.4.17	99
	Dumper (5tonne)	25	C.4.7	106
	Tractor inc low loader	25	C.4.75	107
	Compressor	100	C.5.5	93
Trenching and laying of new utilities type 1	Excavator 5 tonne	60	Manufacturers Data	96
	Excavator 8 tonne	60	C.4.17	99
	Dumper (5tonne)	25	C.4.7	106
	Tractor inc low loader	25	C.4.75	107
	Compressor	100	C.5.5	93

Construction Operation	Plant / Equipment	On time %	BS 5228-1 Table Reference	Sound Power Level dB(A)
Trenching and laying of new utilities type 2	Excavator – 13tonne	60	C.6.12	102
	Excavator – 20tonne	60	C.4.65	99
	Tracked Crane (55t)	30	C.3.29	98
	Sideboom	60	C.6.11	103
	Dumper 9 tonne	25	C.4.4	104
	Tractor inc low loader	25	C.4.75	107
	ADT 25 tonne	60	C.5.16	109
	Compressor	100	C.5.5	93
Shafts for deep crossings	Crawler Crane (100ton)	60	C.4.52	103
	Long reach excavators	25	Manufacturers Data	104
	Dumper 9 tonne	25	C.4.4	104
	Concrete Mixer Lorry	30	C.4.20	108
	Concrete Pump	25	C.3.26	103
	Cherry Picker	30	Manufacturers Data	91
	Overpump	25	C.2.45	93
	Wheelwash	30	C.3.13	91
	Handheld air tools	30	C.5.5	93
	Diesel lighting towers	40	C.4.86	93
	Pumps (2inch & 4inch)	100	C.2.46	90
	Compressor	100	C.5.5	93
	Wheelwash	30	C.3.13	91

Construction Operation	Plant / Equipment	On time %	BS 5228-1 Table Reference	Sound Power Level dB(A)
	Handheld air tools	30	C.5.5	93
	Vent fan	100	Manufacturers Data	102
	Concrete Poker Vibrator	25	C.4.34	97
Overhead lines works	Crawler Crane (250ton)	60	Manufacturers Data	107
	Long reach excavators	25	Manufacturers Data	104
	Dumper 9 tonne	25	C.4.4	104
	Piling rig; bored or hammer	25	C.3.6	96
	Telehandler	50	C.4.55	98
	Compactor / Roller	50	C.2.37	107
	Pilot Winch & Winch Tractor	25	C.4.75	107
	Overhead Line Hydraulic Tensioner	25	C.3.10	96
	Concrete Mixer Lorry	30	C.4.20	108
	Concrete Pump	25	C.3.26	103
	Cherry Picker	50	Manufacturers Data	91
	Wheelwash	30	C.3.13	91
	Handheld air tools	40	C.5.5	93
	Diesel lighting towers	40	C.4.86	93
	Compressor	100	C.5.5	93
	Concrete Poker Vibrator	25	C.4.34	97
Demolition	Long reach excavators	60	Manufacturers Data	104
	Hydraulic breakers	30	C.5.1	116

Construction Operation	Plant / Equipment	On time %	BS 5228-1 Table Reference	Sound Power Level dB(A)
	Tipper Lorry	30	C.8.20	107
	Excavator – 13tonne	30	C.6.12	102
Trenchless Installation – TBM / Pipejack	Long reach excavators	25	Manufacturers Data	104
	Dumper 9 tonne	25	C.4.4	104
	Concrete Mixer Lorry	30	C.4.20	108
	Concrete Poker Vibrator	25	C.4.34	97
	Excavator – 13tonne	60	C.6.12	102
	Excavator – 20tonne	60	C.4.65	99
	TBM / Pipejack equipment	65	Manufacturers Data	107
Trenchless Installation – HDD Large	Long reach excavators	25	Manufacturers Data	104
	Dumper 9 tonne	25	C.4.4	104
	Concrete Mixer Lorry	30	C.4.20	108
	Concrete Poker Vibrator	25	C.4.34	97
	Excavator – 13tonne	50	C.6.12	102
	Excavator – 20tonne	50	C.4.65	99
	HDD Rig	50	C.6.35	114
Trenchless Installation – HDD Small	Long reach excavators	25	Manufacturers Data	104
	Dumper 9 tonne	25	C.4.4	104
	Excavator – 13tonne	65	C.6.12	102
	HDD Crawler Rig	50	C.6.35	114
	Excavator – 13tonne	60	C.6.12	102

Construction Operation	Plant / Equipment	On time %	BS 5228-1 Table Reference	Sound Power Level dB(A)
Shorne Ifield Road, Park Pale Lane and Folkes Lane Utility Logistic Hubs	Excavator – 20tonne	60	C.4.65	99
	Tracked Crane (55t)	30	C.3.29	98
	Sideboom	60	C.6.11	103
	Dumper 9 tonne	25	C.4.4	104
	Tractor inc low loader	25	C.4.75	107
	ADT 25 tonne	60	C.5.16	109
	Compressor	100	C.5.5	93
Beredens Lane and Stanford Road Utility Logistic Hubs	Excavator – 13tonne	60	C.6.12	102
	Excavator – 20tonne	60	C.4.65	99
	Tracked Crane (55t)	30	C.3.29	98
	Sideboom	60	C.6.11	103
	Dumper 9 tonne	25	C.4.4	104
	Tractor inc low loader	25	C.4.75	107
	ADT 25 tonne	60	C.5.16	109
	Compressor	100	C.5.5	93
	Long reach excavators	25	Manufacturers Data	104
	Dumper 9 tonne	25	C.4.4	104
	Concrete Mixer Lorry	30	C.4.20	108
	Concrete Poker Vibrator	25	C.4.34	97
	Excavator – 13tonne	60	C.6.12	102
	Excavator – 20tonne	60	C.4.65	99

Construction Operation	Plant / Equipment	On time %	BS 5228-1 Table Reference	Sound Power Level dB(A)
	TBM/Pipejack equipment	65	Manufacturers Data	107
Brentwood Road Utility Logistic Hub	Excavator – 13tonne	60	C.6.12	102
	Excavator – 20tonne	60	C.4.65	99
	Tracked Crane (55t)	30	C.3.29	98
	Sideboom	60	C.6.11	103
	Dumper 9 tonne	25	C.4.4	104
	Tractor inc low loader	25	C.4.75	107
	ADT 25 tonne	60	C.5.16	109
	Compressor	100	C.5.5	93
	Long reach excavators	25	Manufacturers Data	104
	Dumper 9 tonne	25	C.4.4	104
	Concrete Mixer Lorry	30	C.4.20	108
	Concrete Poker Vibrator	25	C.4.34	97
	Excavator – 13tonne	50	C.6.12	102
	Excavator – 20tonne	50	C.4.65	99
HDD Rig	50	C.6.35	114	
A2 West Utility Logistic Hub	Excavator – 13tonne	60	C.6.12	102
	Excavator – 20tonne	60	C.4.65	99
	Tracked Crane (55t)	30	C.3.29	98
	Sideboom	60	C.6.11	103
	Dumper 9 tonne	25	C.4.4	104

Construction Operation	Plant / Equipment	On time %	BS 5228-1 Table Reference	Sound Power Level dB(A)
	Tractor inc low loader	25	C.4.75	107
	ADT 25 tonne	60	C.5.16	109
	Compressor	100	C.5.5	93
	Long reach excavators	25	Manufacturers Data	104
	Dumper 9 tonne	25	C.4.4	104
	Concrete Mixer Lorry	30	C.4.20	108
	Concrete Poker Vibrator	25	C.4.34	97
	Excavator – 13tonne	60	C.6.12	102
	Excavator – 20tonne	60	C.4.65	99
	TBM / Pipejack equipment	65	Manufacturers Data	107
	Crawler Crane (100ton)	60	C.4.52	103
	Long reach excavators	25	Manufacturers Data	104
	Dumper 9 tonne	25	C.4.4	104
	Concrete Mixer Lorry	30	C.4.20	108
	Concrete Pump	25	C.3.26	103
	Cherry Picker	30	Manufacturers Data	91
	Overpump	25	C.2.45	93
	Wheelwash	30	C.3.13	91
	Handheld air tools	30	C.5.5	93
	Diesel lighting towers	40	C.4.86	93
	Pumps (2inch & 4inch)	100	C.2.46	90

Construction Operation	Plant / Equipment	On time %	BS 5228-1 Table Reference	Sound Power Level dB(A)
	Compressor	100	C.5.5	93
	Wheelwash	30	C.3.13	91
	Handheld air tools	30	C.5.5	93
	Vent fan	100	Manufacturers Data	102
	Concrete Poker Vibrator	25	C.4.34	97
Green Lane Utility Logistic Hub	Excavator – 13tonne	60	C.6.12	102
	Excavator – 20tonne	60	C.4.65	99
	Tracked Crane (55t)	30	C.3.29	98
	Sideboom	60	C.6.11	103
	Dumper 9 tonne	25	C.4.4	104
	Tractor inc low loader	25	C.4.75	107
	ADT 25 tonne	60	C.5.16	109
	Compressor	100	C.5.5	93
	Long reach excavators	25	Manufacturers Data	104
	Dumper 9 tonne	25	C.4.4	104
	Concrete Mixer Lorry	30	C.4.20	108
	Concrete Poker Vibrator	25	C.4.34	97
	Excavator – 13tonne	60	C.6.12	102
	Excavator – 20tonne	60	C.4.65	99
	TBM / Pipejack equipment	65	Manufacturers Data	107
Long reach excavators	25	Manufacturers Data	104	

Construction Operation	Plant / Equipment	On time %	BS 5228-1 Table Reference	Sound Power Level dB(A)
	Dumper 9 tonne	25	C.4.4	104
	Concrete Mixer Lorry	30	C.4.20	108
	Concrete Poker Vibrator	25	C.4.34	97
	Excavator – 13tonne	50	C.6.12	102
	Excavator – 20tonne	50	C.4.65	99
	HDD Rig	50	C.6.35	114
Medebridge, Stifford Clays Road, Long Lane, Hornsby Lane, Muckingford Road, Low Street Lane and A2 East Utility Logistic Hubs	Crawler Crane (250ton)	60	Manufacturers Data	107
	Long reach excavators	25	Manufacturers Data	104
	Dumper 9 tonne	25	C.4.4	104
	Piling rig; bored or hammer	25	C.3.6	96
	Telehandler	50	C.4.55	98
	Compactor / Roller	50	C.2.37	107
	Pilot Winch & Winch Tractor	25	C.4.75	107
	Overhead Line Hydraulic Tensioner	25	C.3.10	96
	Concrete Mixer Lorry	30	C.4.20	108
	Concrete Pump	25	C.3.26	103
	Cherry Picker	50	Manufacturers Data	91
	Wheelwash	30	C.3.13	91
	Handheld air tools	40	C.5.5	93
	Diesel lighting towers	40	C.4.86	93
	Compressor	100	C.5.5	93

Construction Operation	Plant / Equipment	On time %	BS 5228-1 Table Reference	Sound Power Level dB(A)
	Concrete Poker Vibrator	25	C.4.34	97
	Long reach excavators	60	Manufacturers Data	104
	Hydraulic breakers	30	C.5.1	116
	Tipper Lorry	30	C.8.20	107
	Excavator – 13tonne	30	C.6.12	102

Table 2.4 Envisaged Construction Plant Itinerary – Tunnels

Construction Operation	Construction Stage	Plant / Equipment	% On time	BS 5228-1 Table Reference	Sound Power Level dB(A)
Tunnelling - Northern Tunnel Entrance Compound Ground Level Operations	Site Establishment Separation Plant & Segment Factory Foundations	Piling Rig	60	C.3.14	111
		Excavator 45 ton	80	C.9.6	119
		ADT 55 tonne	80	C.6.27	104
		21T Excavator	30	C.2.21	99
		34T Excavator	30	C.6.7	104
		8T Excavator	60	C.6.12	102
		100T ATC	50	C.3.28	95
		Tower Crane (100ton)	60	C.3.28	95
		HIAB 44T	30	C.4.53	105
		Tractor + Bowser	70	C.6.38	111
		Telehandler	80	C.4.55	98

Construction Operation	Construction Stage	Plant / Equipment	% On time	BS 5228-1 Table Reference	Sound Power Level dB(A)
		Cherry Picker	30	Manufacturers Data	91
		Overpump	25	C.2.45	93
		Wheelwash	30	C.3.13	91
		Handheld air tools	30	C.5.5	93
		Diesel lighting towers	40	C.4.86	93
		Pumps (2inch & 4inch)	100	C.2.46	90
		Tract loading shovel	40	C.4.13	99
		ADT 40 tonne	50	C.6.26	107
		Vibrating Rollers	60	C.5.20	103
		Air Spanners	80	C.4.95	101
	Site Establishment Continued Outfall Construction and Water Treatment Plant Site Access Road Construction	Deep soil mixing rig	60	C.3.14	111
		34T Excavator	30	C.6.7	104
		ADT 55 tonne	50	C.6.27	104
	Caterpillar Construction Daphragm Wall construction Box Excavation	Crawler Crane (100ton)	80	C.4.50	99
		D walling rigs	70	C.4.52	103
		Desander plant	50	Manufacturers Data	117
		Drilling Rigs	25	C.3.14	111
		Piling Rig	80	C.3.14	111

Construction Operation	Construction Stage	Plant / Equipment	% On time	BS 5228-1 Table Reference	Sound Power Level dB(A)
	Ground Treatment ahead of TBM Deep Soil Mixing	Deep soil mixing rig	70	C.3.14	111
		Jet/fissure grouting Rig	70	C.3.13	91
	Ground Treatment for Caterpillar Ground treatment Shallow Soil Mixing Piling mat construction	Grouting rigs	70	C.3.26	103
		34tn Excavator	50	C.6.7	104
		Shallow soil mixing rig	70	C.3.14	111
	Ramp Construction Concreting works Ground treatment Piling (tension piles) Paving Works	Crawler Crane (160ton)	50	C.4.50	99
		D walling rigs	60	C.4.52	103
		Desander plant	1	Manufacturers Data	117
		Drilling Rigs	25	C.3.14	111
		Ashpahl Paver	25	C.5.31	105
		Pilling Rigs	50	C.3.14	111
	Building TBM – Cranage and MEWPS required to assemble the TBMs	Crane (1000ton)	80	C.4.50	99
		Crane (500ton)	80	C.4.50	99
		Air spanners	80	C.4.95	101
		Jack Hammers	70	C.1.6	111
		MEWP/Cherry Picker	70	Manufacturers Data	91
		Crane 100tn	70	C.3.28	95

Construction Operation	Construction Stage	Plant / Equipment	% On time	BS 5228-1 Table Reference	Sound Power Level dB(A)
	Site Operation General site operation during construction phase	21T Excavator	30	C.2.21	99
		34T Excavator	30	C.6.7	104
		8T Excavator	60	C.6.12	102
		100T ATC	50	C.3.28	95
		Tower Crane (100ton)	60	C.3.28	95
		HIAB 44T	30	C.4.53	105
		Tractor + Bowser	70	C.6.38	111
		Telehandler	80	C.4.55	98
		Cherry Picker	30	Manufacturers Data	91
		Overpump	25	C.2.45	93
		Wheelwash	30	C.3.13	91
		Handheld air tools	30	C.5.5	93
		Diesel lighting towers	40	C.4.86	93
		Pumps (2inch & 4inch)	100	C.2.46	90
		Tract loading shovel	40	C.4.13	99
		ADT 40 tonne	50	C.6.26	107
		Concrete & Grout & SCL Batching Plant	100	C.4.22	104
	Earthworks fill for bridge embankments and roads	Excavator – 45 tonne	70	C.2.14	107
		ADT 40 tonne	60	C.6.26	107

Construction Operation	Construction Stage	Plant / Equipment	% On time	BS 5228-1 Table Reference	Sound Power Level dB(A)
		Dozers	60	C.2.11	107
	Landscaping North Portal – Tilbury Fields	Excavator – 45 tonne	50	C.2.14	107
		ADT 40 tonne	50	C.6.26	107
Tunneling – Southern Tunnel Entrance Compound – Ground Level Operations	Site Establishment / Operation	21T Excavator	30	C.2.21	99
		34T Excavator	30	C.6.7	104
		8T Excavator	60	C.6.12	102
		100T ATC	50	C.3.28	95
		Tower Crane (100ton)	60	C.3.28	95
		HIAB 44T	30	C.4.53	105
		Tractor + Bowser	70	C.6.38	111
		Telehandler	80	C.4.55	98
		Cherry Picker	30	Manufacturers Data	91
		Overpump	25	C.2.45	93
		Wheelwash	30	C.3.13	91
		Handheld air tools	30	C.5.5	93
		Diesel lighting towers	40	C.4.86	93
		Pumps (2inch & 4inch)	100	C.2.46	90
		Tract loading shovel	40	C.4.13	99
ADT 40 tonne	50	C.6.26	107		

Construction Operation	Construction Stage	Plant / Equipment	% On time	BS 5228-1 Table Reference	Sound Power Level dB(A)
	Earthwork	Crane (160tonne)	40	C.3.28	95
		ADT 55 tonne	60	C.6.27	104
		Dozer	60	C.2.10	108
		Excavators	60	C.2.21	99
	South Portal Headwall Soil Nailing for support Spray with concrete	Soil Nailing Rig	100	C.3.14	111
		600 CFM Compressor	100	C.3.19	103
		Shotcrete Remixer	100	C.4.23	89
A226 Gravesend Road Compound	Site Establishment	Shotcrete Robot/Pump	100	C.3.26	103
		21T Excavator	30	C.2.21	99
		34T Excavator	30	C.2.15	104
		8T Excavator	60	C.4.17	99
		100T ATC	50	C.4.41	99
		HIAB 44T	10	C.4.53	105
		Tractor + Bowser	50	C.3.27	108
		Telehandler	50	C.4.55	98
		Cherry Picker	30	C.4.58	91
		Tract loading shovel	40	C.4.74	108
A226 Gravesend Road Compound	Shaft Excavation	25tn Moxy Dumper	50	C.4.1	109
		Crane	60	C.4.50	99
		Loader with Shovel	75	C.10.2	101

Construction Operation	Construction Stage	Plant / Equipment	% On time	BS 5228-1 Table Reference	Sound Power Level dB(A)
		Gantry Crane	75	C.4.61	96
		Hydraulic Telescopic Excavator	60	C.2.14	107
		Excavator 20 tonne	50	C.2.21	99
		Vent Fans	Fans rated at NR 85		
		Piling Rig	50	C.3.21	107
		Air Spanners	60	C.4.95	101
		Telehandler	50	C.4.55	98
		Pumps	60	C.5.40	96
		Generators	100	C.4.80	88
A226 Gravesend Road Compound	Operation	Crane	60	C.4.50	99
		Loader with Shovel	75	C.10.2	101
		Gantry Crane	75	C.4.61	96
		Vent Fans	Fans rated at NR 85		
		Grout Plant	75	D.6.13	108
		Pumps	60	C.5.40	96
		Generators	100	C.4.80	88
		Cooling towers	100	Fans rated at NR70	
		Water Treatment Plant	Dominant noise source from pump, Selwod S300		
Milton Compound	Site Establishment	21T Excavator	30	C.2.21	99

Construction Operation	Construction Stage	Plant / Equipment	% On time	BS 5228-1 Table Reference	Sound Power Level dB(A)
		34T Excavator	30	C.2.15	104
		8T Excavator	60	C.4.17	99
		100T ATC	50	C.4.41	99
		HIAB 44T	10	C.4.53	105
		Tractor + Bowser	50	C.3.27	108
		Telehandler	50	C.4.55	98
		Cherry Picker	30	C.4.58	91
		Tract loading shovel	40	C.4.74	108
		25tn Moxy Dumper	50	C.4.1	109
Milton Compound	Shaft Excavation	Loader with Shovel	75	C.10.2	101
		Gantry Crane	75	C.4.61	96
		Hydraulic Telescopic Excavator 45tonne	60	C.2.14	107
		Excavator 20 tonne	50	C.2.21	99
		Vent Fans	Fans rated at NR 85		
		Piling Rig	50	C.3.21	107
		Crane	60	C.4.50	99
		Generators	100	C.4.80	88
Milton Compound	Operation	Loader with Shovel	75	C.10.2	101
		Gantry Crane	75	C.4.61	96

Construction Operation	Construction Stage	Plant / Equipment	% On time	BS 5228-1 Table Reference	Sound Power Level dB(A)
		Vent Fans	Fans rated at NR 85		
		Crane	60	C.4.50	99
		Pumps	60	C.5.40	96
		Generators	100	C.4.80	88
		Grout Plant	60	D.6.13	108
		Air Spanners	60	C.4.95	101
		Telehandler	50	C.4.55	98

Table 2.5 Daily Haulage Movements Assumptions by Construction Phase

Link ID	Phase 1	Phase 2	Phase 3	Phase 4	Phase 5	Phase 6	Phase 7	Phase 8	Phase 9	Phase 10	Phase 11
1	90	123	153	158	119	163	123	88	48	35	11
2	92	130	162	166	126	154	114	80	54	40	13
3	0	19	21	54	42	104	61	97	40	72	5
4	182	253	314	325	245	317	237	169	102	75	24
5	16	8	8	7	4	23	23	19	3	1	0
6	10	3	2	2	1	5	6	0	0	0	0
7	11	30	48	89	84	232	105	38	10	12	0
8	3	9	16	18	13	26	17	16	5	6	0
9	0	0	0	0	5	25	22	18	0	0	0
10	0	28	43	53	5	10	5	5	1	0	0

- Deleted: 52
- Deleted: 51
- Deleted: 78
- Deleted: 119
- Deleted: 72
- Deleted: 179
- Deleted: 96
- Deleted: 114
- Deleted: 34
- Deleted: 65
- Deleted: 3

Link ID	Phase 1	Phase 2	Phase 3	Phase 4	Phase 5	Phase 6	Phase 7	Phase 8	Phase 9	Phase 10	Phase 11
11	0	21	24	54	76	159	114	41	17	3	1
12	0	0	1	3	4	4	3	1	0	0	0
13	0	5	5	8	10	10	10	5	0	0	0
14	0	0	0	95	87	164	127	31	7	0	0
15	5	125	150	334	295	572	447	69	16	0	0
16	2	63	76	88	70	141	108	14	2	0	0
17	0	0	0	95	87	164	127	31	7	0	0
18	0	0	0	95	87	164	127	31	7	0	0
19	67	82	125	264	190	395	261	98	39	26	7
20	0	29	35	96	79	150	116	23	8	4	0
21	3	9	16	18	13	27	18	17	5	6	0
22	0	64	104	164	124	290	212	192	71	62	1
23	0	0	0	0	6	29	32	39	21	0	0
24	16	14	15	13	10	11	11	10	8	5	1
25	13	0	0	0	0	0	0	0	0	0	0
26	0	0	0	19	21	82	29	0	0	0	0
27	0	0	0	19	20	81	29	0	0	0	0
28	0	10	12	11	53	117	72	11	2	3	1
29	0	0	0	19	20	81	29	0	0	0	0
30	0	10	12	11	56	121	75	15	5	5	1
31	0	46	87	123	57	164	121	178	64	59	0
32	34	14	20	0	0	0	0	0	0	0	0

Link ID	Phase 1	Phase 2	Phase 3	Phase 4	Phase 5	Phase 6	Phase 7	Phase 8	Phase 9	Phase 10	Phase 11
33	0	10	12	11	4	0	0	0	0	0	0
34	0	10	12	11	56	121	75	15	5	5	1
35	0	0	0	19	20	81	29	0	0	0	0
36	0	0	0	31	24	37	28	19	7	4	4
37	0	0	0	125	122	204	169	71	32	14	3
38	0	19	21	54	0	0	61	97	40	72	5
39	0	0	0	0	65	0	0	0	0	0	0
40	0	45	61	105	84	167	121	0	0	0	0
41	27	28	38	40	32	42	31	31	23	14	3
42	0	0	0	0	0	0	0	48	23	8	2
43	0	0	0	0	65	0	0	0	0	0	0
44	27	28	38	40	32	42	31	31	23	14	3
45	59	80	80	80	80	80	80	65	21	0	0
46	25	10	5	5	10	0	0	0	0	0	0
47	14	15	15	14	6	0	0	0	0	0	0
48	0	0	20	44	59	69	53	31	1	0	0
49	0	7	7	20	13	26	20	1	0	0	0
50	30	33	45	45	41	38	26	19	7	6	5
51	0	10	12	27	38	80	57	21	8	2	0
52	1	1	1	1	1	1	1	1	1	1	1
53	0	0	0	0	0	0	0	24	12	4	1
54	0	7	7	20	13	26	20	1	0	0	0

- Deleted: 30
- Deleted: 33
- Deleted: 45
- Deleted: 45
- Deleted: 41
- Deleted: 38
- Deleted: 26
- Deleted: 19
- Deleted: 7
- Deleted: 6
- Deleted: 5
- Deleted: 7
- Deleted: 20
- Deleted: 13
- Deleted: 26
- Deleted: 20
- Deleted: 1
- Deleted: 0
- Deleted: 25
- Deleted: 10
- Deleted: 5
- Deleted: 5
- Deleted: 10
- Deleted: 0
- Deleted: 0
- Deleted: 0
- Deleted: 0
- Deleted: 0
- Deleted: 0
- Deleted: 0
- Deleted: 7
- Deleted: 20
- Deleted: 13
- Deleted: 26
- Deleted: 20
- Deleted: 1
- Deleted: 0

Link ID	Phase 1	Phase 2	Phase 3	Phase 4	Phase 5	Phase 6	Phase 7	Phase 8	Phase 9	Phase 10	Phase 11
55	8	20	32	71	70	206	88	21	5	6	0
56	10	18	32	40	22	50	34	41	12	10	0
57	5	125	150	334	295	572	447	69	16	0	0
58	67	82	125	264	190	395	261	98	39	26	7
59	0	0	14	27	29	29	29	23	5	0	0
60	0	41	63	147	145	262	199	44	8	0	0
61	46	47	45	36	15	23	22	0	0	0	0
62	0	66	107	168	119	287	206	186	67	62	1
63	0	21	25	57	79	167	117	47	17	3	1
64	0	21	25	57	79	167	117	47	17	3	1
65	0	21	25	57	79	167	117	47	17	3	1
66	0	14	16	17	76	147	105	0	0	0	0
67	10	18	32	40	22	50	34	41	12	10	0

Note:

- Phase 1 – Construction Month 1 to Construction Month 8
- Phase 2 – Construction Month 9 to Construction Month 14
- Phase 3 – Construction Month 15 to Construction Month 17
- Phase 4 – Construction Month 18 to Construction Month 22
- Phase 5 – Construction Month 23 to Construction Month 27
- Phase 6 – Construction Month 28 to Construction Month 32
- Phase 7 – Construction Month 33 to Construction Month 39
- Phase 8 – Construction Month 40 to Construction Month 47

- Deleted: 85
- Deleted: 173
- Deleted: 126
- Deleted: 56
- Deleted: 21
- Deleted: 5

Phase 9 – Construction Month 48 to Construction Month 51

Phase 10 – Construction Month 52 to Construction Month 55

Phase 11 – Construction Month 56 to Construction Month 60

Plate 2.1 Haul Route Locations

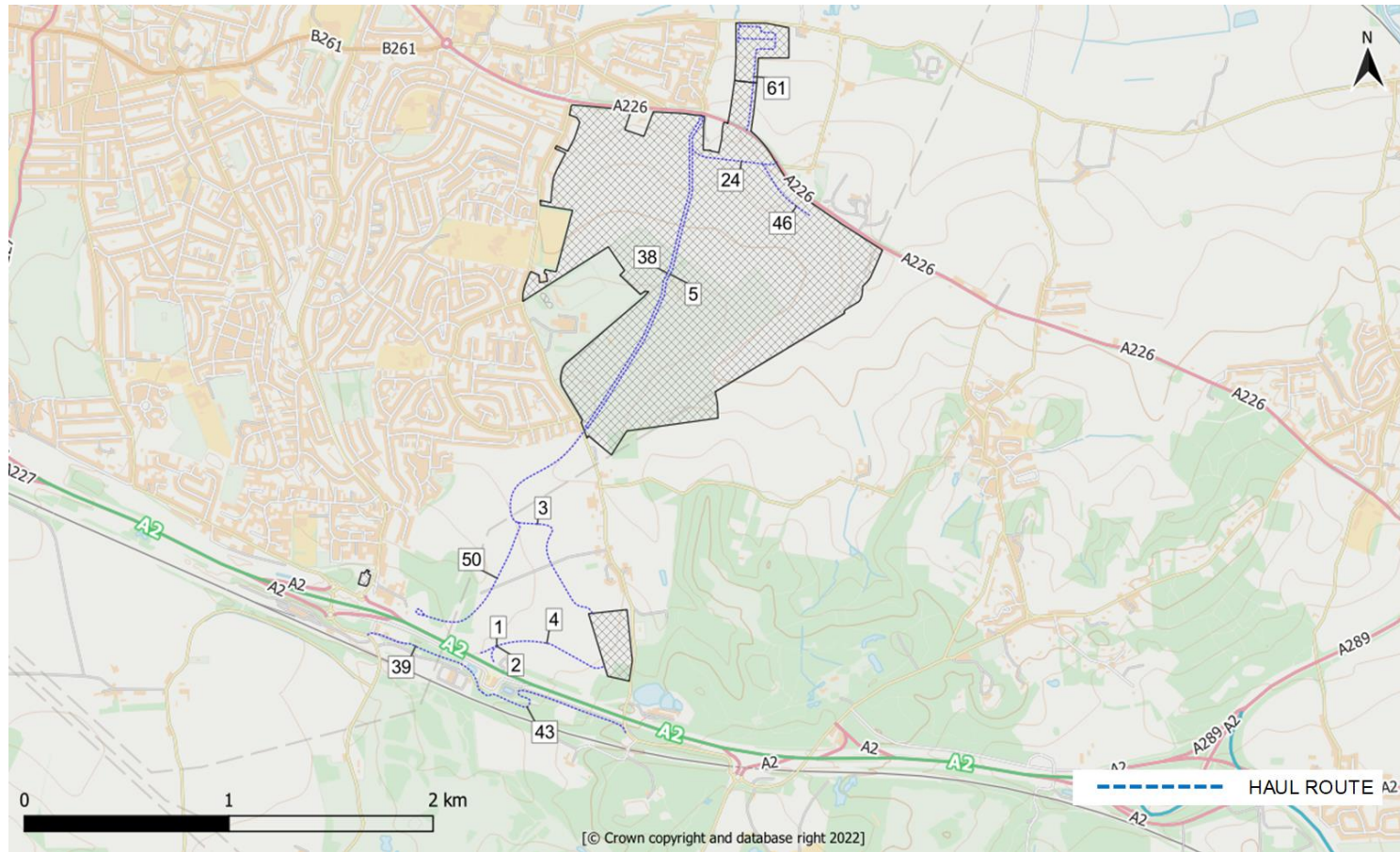
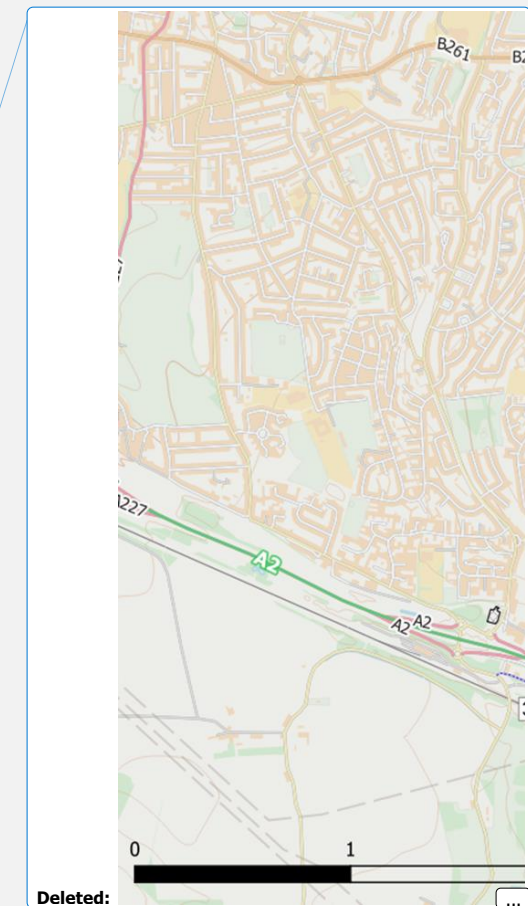
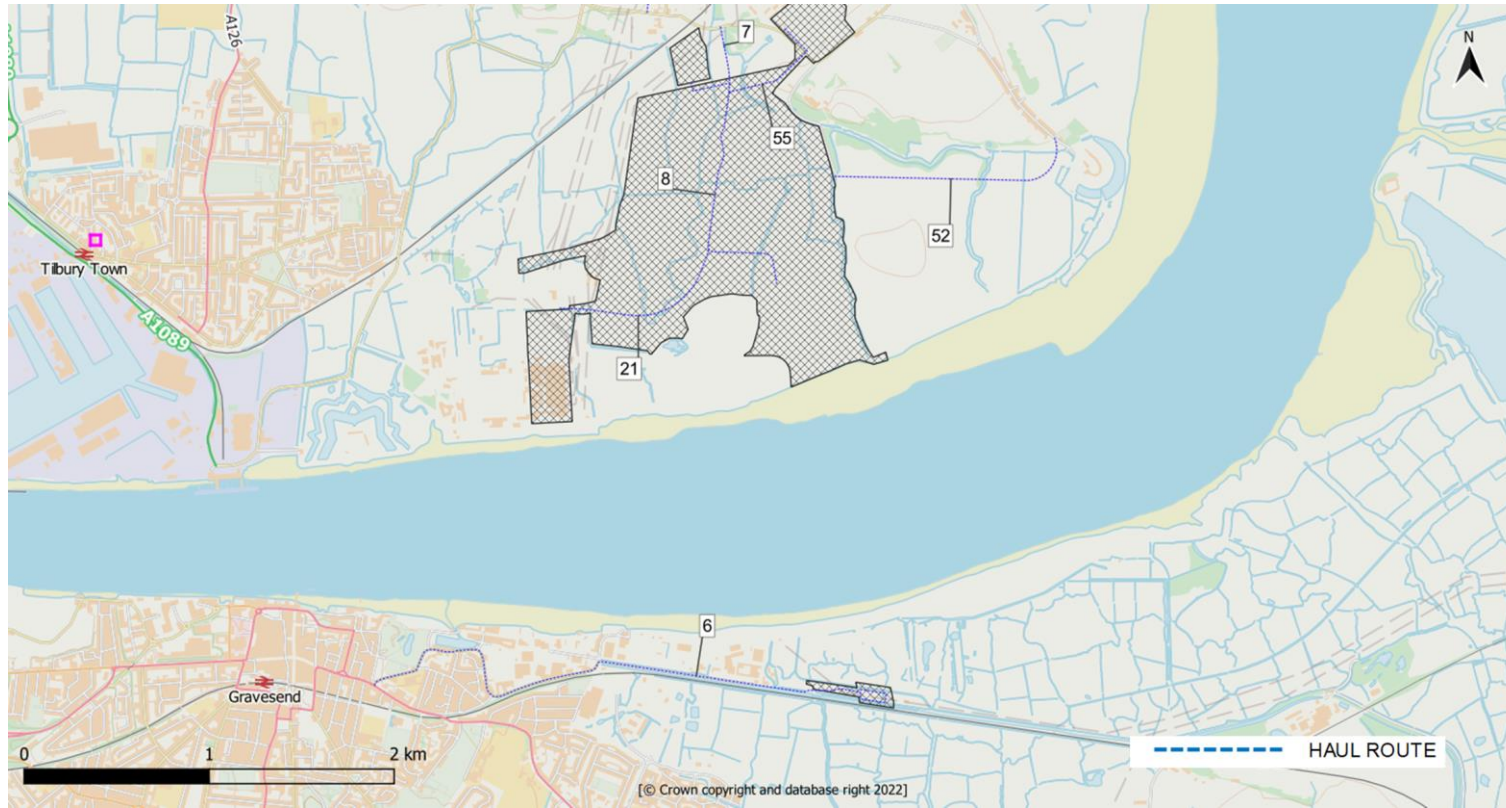


Plate 2.2 Haul Route Locations



Deleted:

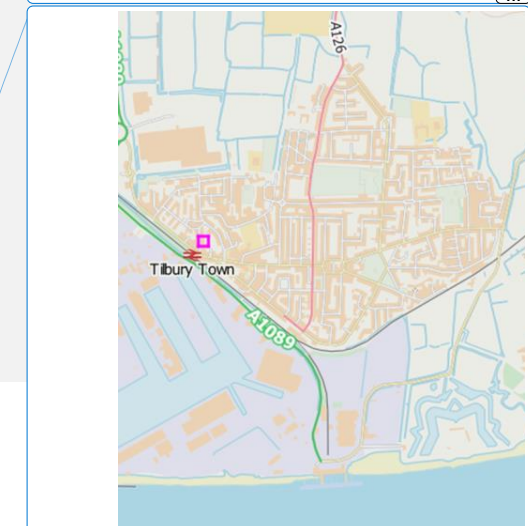


Plate 2.3 Haul Route Locations

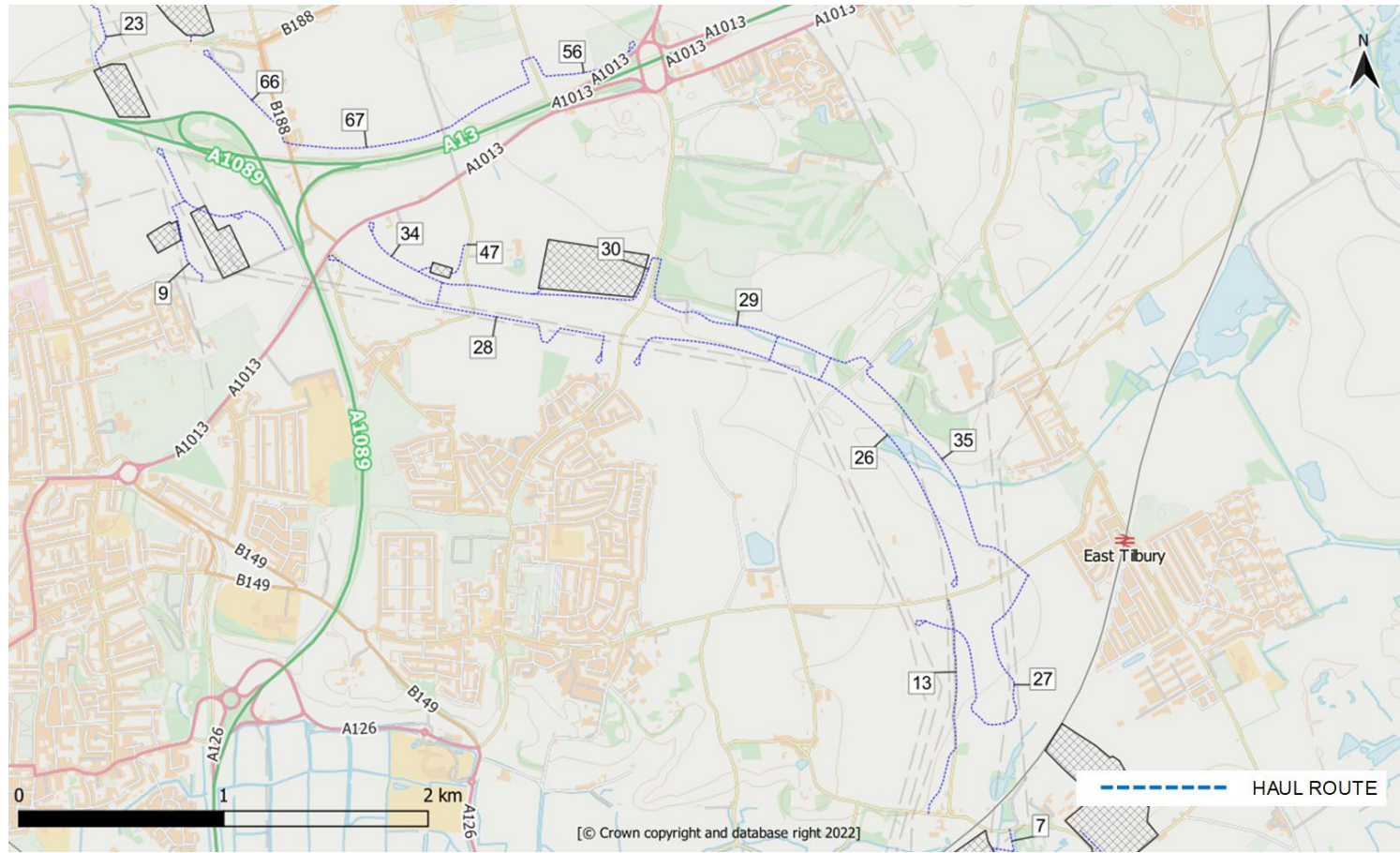


Plate 2.4 Haul Route Locations

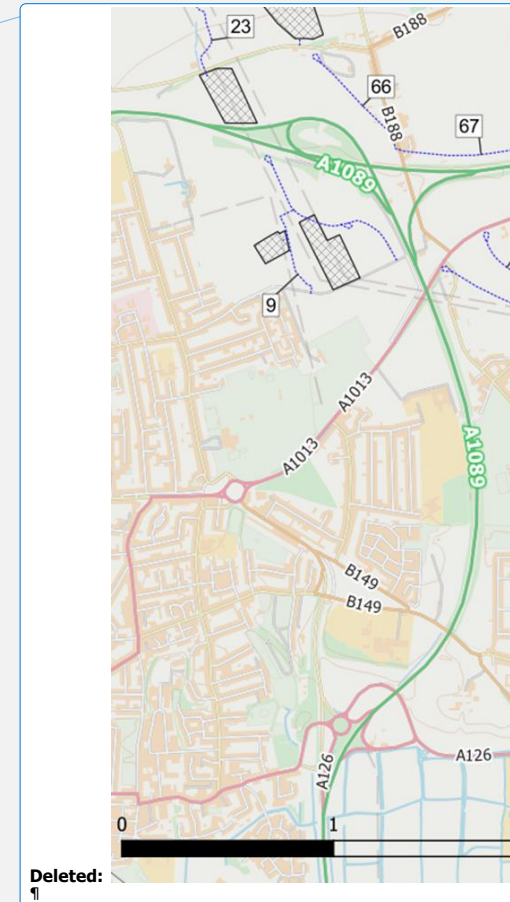
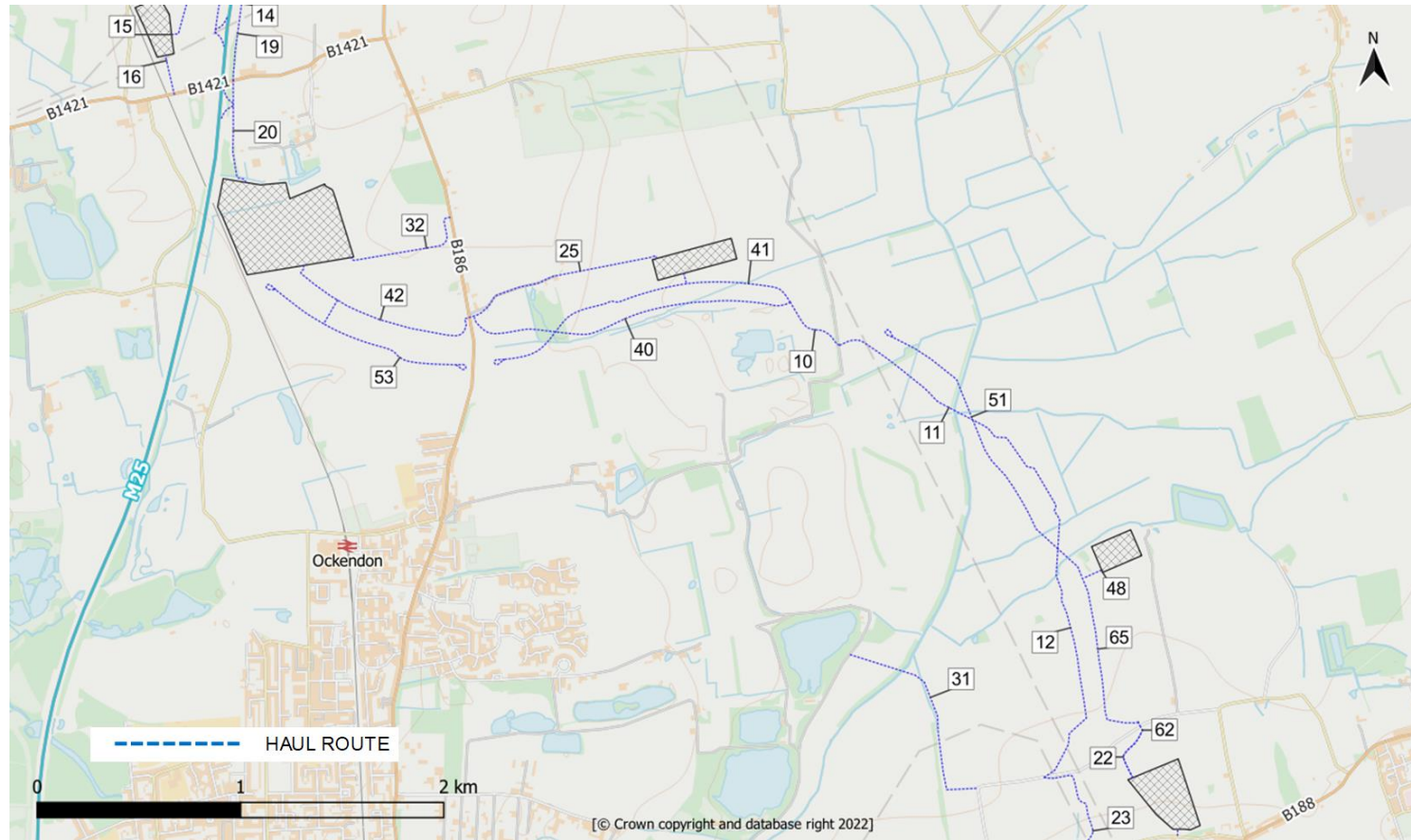
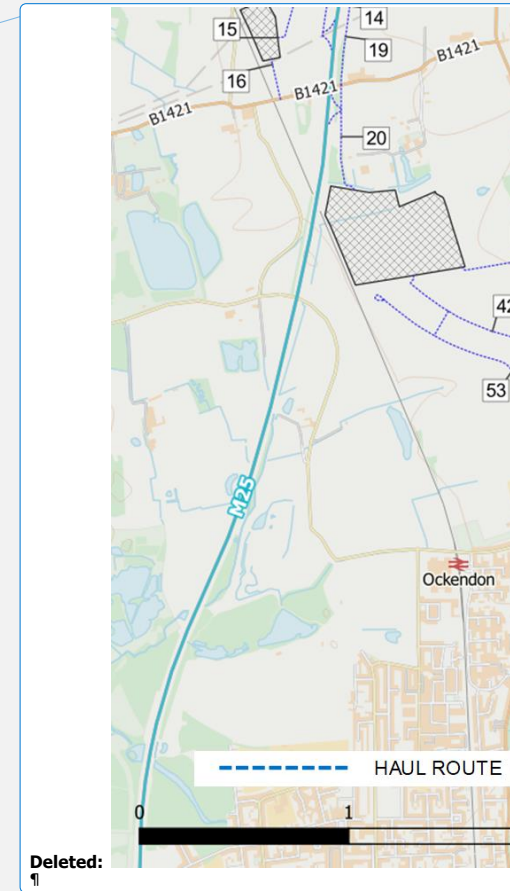
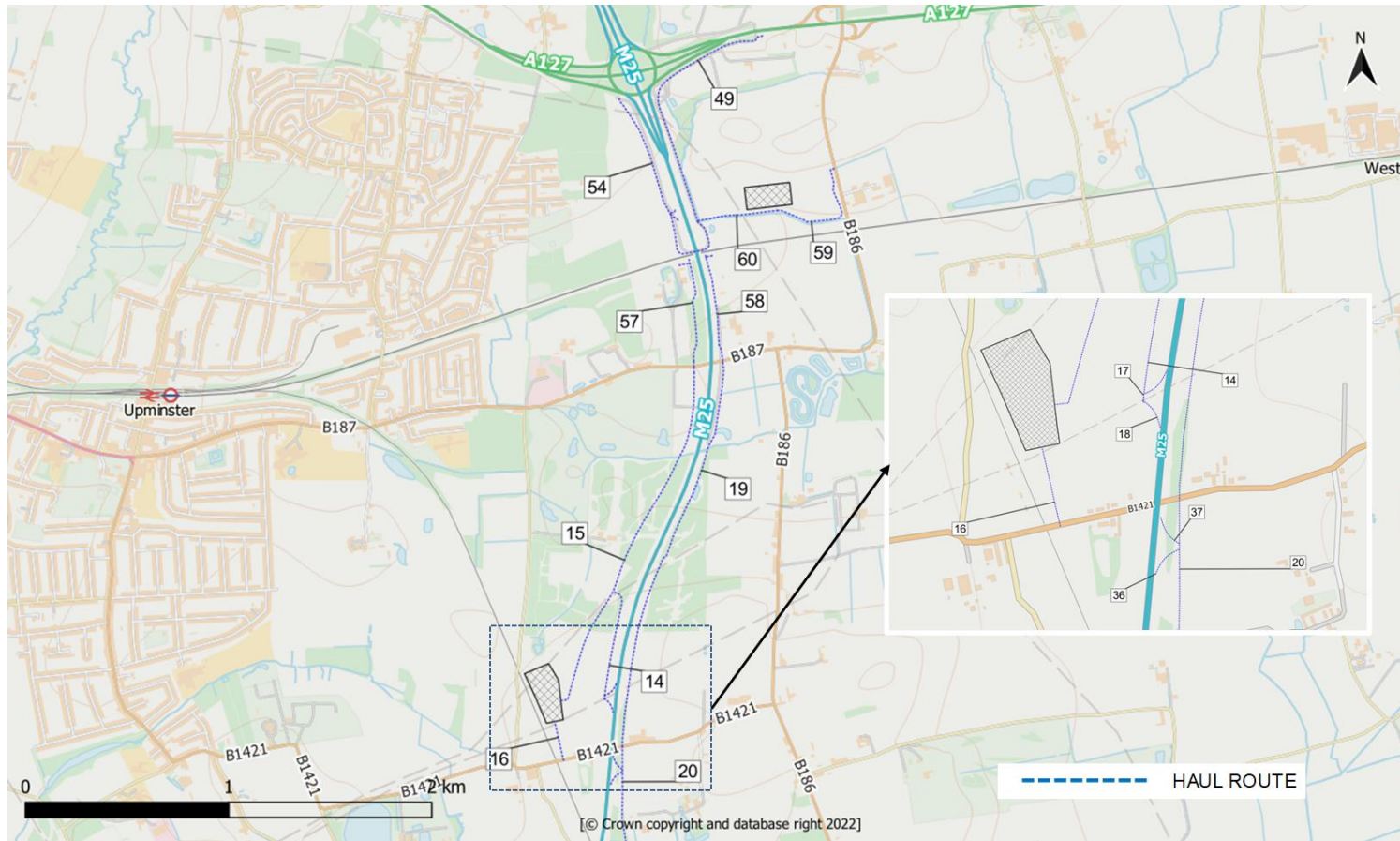


Plate 2.5 Haul Route Locations



2.2 Construction Noise Impact Criteria and Significance

LOAEL and SOAEL from Construction Noise

2.2.1 For construction noise, the values for the Lowest Observed Adverse Effect Level (LOAEL) and a Significant Observed Adverse Effect Level (SOAEL) for NSR's are defined in accordance with the DMRB LA111, as presented within Table 2.6.

Table 2.6 Construction Noise LOAEL and SOAEL Values

Time Period	LOAEL	SOAEL
Day (0700 – 1900 Weekday and 0700 – 1200 Saturdays)	Baseline noise levels $L_{Aeq, T}$	Threshold level determined as per BS 5228-1, Section E3.2 and Table E.1.
Night (2300 – 0700)	Baseline noise levels $L_{Aeq, T}$	Threshold level determined as per BS 5228-1, Section E3.2 and Table E.1.
Evening and Weekends (time periods not covered in line 1)	Baseline noise levels $L_{Aeq, T}$	Threshold level determined as per BS 5228-1, Section E3.2 and Table E.1.

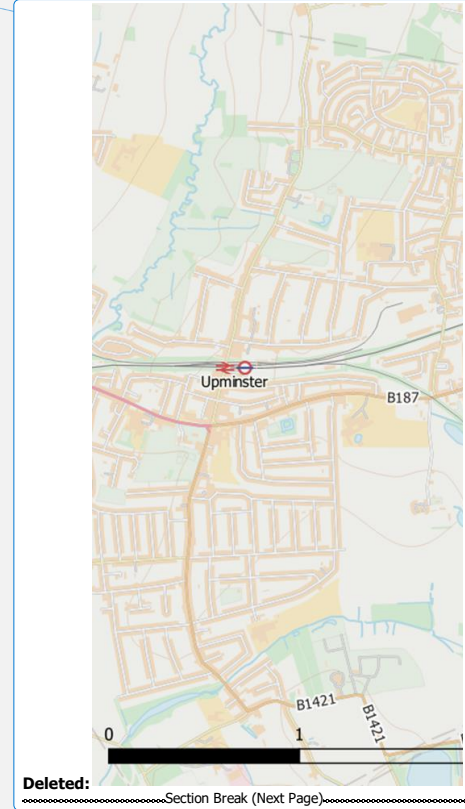
2.2.2 Table E.1 from BS5228-1 which has been used to determine the SOAEL in the construction noise assessment for each NSR is presented in Table 2.7.

Table 2.7 Table E.1 Reproduced from BS5228-1

Assessment category and threshold value period	Threshold level dB L_{Aeq}		
	Category A	Category B	Category C
Night-time (23.00 – 07.00)	45 dB L_{Aeq}	50 dB L_{Aeq}	55 dB L_{Aeq}
Evenings & weekends ¹	55 dB L_{Aeq}	60 dB L_{Aeq}	65 dB L_{Aeq}
Daytime (07.00 – 19.00) and Saturday mornings ²	65 dB L_{Aeq}	70 dB L_{Aeq}	75 dB L_{Aeq}
¹ 19.00 – 23.00 weekdays, 13.00 – 23.00 Saturdays and 07.00 – 23.00 Sundays			
² 07.00 – 13.00 Saturdays			
A) Category A: threshold values to use when existing noise levels (when rounded to the nearest 5 dB) are less than these values.			
B) Category B: threshold values to use when existing noise levels (when rounded to the nearest 5 dB) are the same as category A values.			
C) Category C: threshold values to use when existing noise levels (when rounded to the nearest 5 dB) are higher than category A values.			

2.2.3 As can be seen in Table 2.7 a SOAEL is determined by rounding the existing ambient noise level at the NSR to the nearest 5dB and then assigning the relevant category threshold level.

2.2.4 If the existing ambient noise level exceeds the threshold values presented in Table 2.7 (i.e., the existing ambient noise level is higher than category C values), then the SOAEL is the total construction noise level which would result



in the existing ambient noise level for the time period increasing by more than 3dB. In this instance under the methodology of DMRB LA111 there is the potential for the situation that LOAEL and SOAEL values would be the same.

2.2.5 Table 2.8 presents the LOAEL and SOAEL which have been used in the construction noise assessment which have been calculated either from the Appendix 12.5: Baseline Noise Survey Information (Application Reference 6.3) or from predictions taken from the Do Minimum opening year operational road traffic model. Predicted baseline noise levels have been used where the measured levels are not considered representative of the location under consideration.

2.2.6 Where do minimum opening year predicted noise levels have been used, it is noted that these are from the Project’s transport model based upon 2030 traffic flow information which is likely to represent higher vehicle flows on the network than in 2025 when construction commences. Therefore, to present a robust assessment the predicted 2030 levels have been corrected to account for the potential of five years of year-on-year traffic growth on the network between 2025 and 2030. This would effectively reduce the predicted 2030 levels to provide more realistic estimations of the baseline climate in 2025. As such the predicted 2030 Do Minimum noise levels have been corrected by subtracting 1dB, equivalent to a 20% reduction in traffic flow on the network, and then converted to the relevant time period using Method 3 from the TRL report ‘Converting the UK traffic noise index LA10,18h to EU noise indices for noise mapping’.

Table 2.8 LOAEL and SOAEL used in Construction Noise Assessment

Noise Monitoring ID	Baseline Noise Source	Day	Eve	Night-time	Day	Eve	Night-time
		LOAEL			SOAEL		
CN 1	Predicted	60.8	60.3	58.2	65.0	65.0	58.2
CN 2	Monitored at location A-NML 02	63.6	53.6	43.6	70.0	60.0	50.0
CN 3	Predicted	59.8	59.4	57.3	65.0	65.0	57.3
CN 4	Predicted	72.5	70.9	68.6	75.0	70.9	68.6
CN 5	Predicted	67.6	66.5	64.3	75.0	66.5	64.3
CN 6	Predicted	59.8	59.4	57.3	65.0	65.0	57.3
CN 7	Monitored at location A-NML 03	68.3	58.3	48.3	75.0	65.0	55.0
CN 8	Monitored at location LT-NML 1	61.0	59.7	57.8	65.0	65.0	57.8
CN 9	Predicted	57.8	57.6	55.6	65.0	65.0	55.6
CN 10	Predicted	56.8	56.7	54.7	65.0	60.0	55.0
CN 11	Monitored at location ST-NML 1	64.3	62.0	59.8	70.0	65.0	59.8
CN 12	Monitored at location LT-NML 2	56.9	54.0	52.3	65.0	60.0	55.0
CN 13	Predicted	57.8	57.6	55.6	65.0	65.0	55.6
CN 14	Predicted	45.1	46.0	44.3	65.0	55.0	50.0

Noise Monitoring ID	Baseline Noise Source	Day	Eve	Night-time	Day	Eve	Night-time
		LOAEL			SOAEL		
CN 15	Predicted	43.1	44.2	42.5	65.0	55.0	50.0
CN 16	Predicted	43.1	44.2	42.5	65.0	55.0	50.0
CN 17	Predicted	43.1	44.2	42.5	65.0	55.0	50.0
CN 18	Monitored at location A-NML 29	62.0	52.0	42.0	65.0	55.0	45.0
CN 19	Monitored at location LT-NML 3	50.7	49.2	46.5	65.0	55.0	50.0
CN 20	Predicted	57.8	57.6	55.6	65.0	65.0	55.6
CN 21	Predicted	43.1	44.2	42.5	65.0	55.0	50.0
CN 22	Predicted	56.8	56.7	54.7	65.0	60.0	55.0
CN 23	Monitored at location A-NML 04	58.8	48.8	38.8	65.0	55.0	45.0
CN 24	Predicted	62.7	62.0	59.9	70.0	65.0	59.9
CN 25	Predicted	59.8	59.4	57.3	65.0	65.0	57.3
CN 26	Predicted	51.9	52.3	50.4	65.0	55.0	55.0
CN 27	Monitored at location LT-NML 4	54.1	52.0	51.9	65.0	55.0	55.0
CN 28	Predicted	55.9	55.8	53.8	65.0	60.0	55.0
CN 29	Predicted	58.8	58.5	56.4	65.0	65.0	56.4
CN 30	Monitored at location A-NML 05	54.1	44.1	34.1	65.0	55.0	45.0
CN 31	Predicted	59.8	59.4	57.3	65.0	65.0	57.3
CN 32	Predicted	61.7	61.2	59.1	65.0	65.0	59.1
CN 33	Monitored at location A-NML 05	54.1	44.1	34.1	65.0	55.0	45.0
CN 34	Predicted	55.9	55.8	53.8	65.0	60.0	55.0
CN 35	Monitored at location LT-NML 5	48.6	47.5	46.4	65.0	55.0	50.0
CN 36	Predicted	61.7	61.2	59.1	65.0	65.0	59.1
CN 37	Predicted	43.1	44.2	42.5	65.0	55.0	50.0
CN 38	Predicted	54.9	54.9	53.0	65.0	60.0	55.0
CN 39	Predicted	48.0	48.7	46.9	65.0	55.0	50.0
CN 40	Predicted	53.9	54.0	52.1	65.0	60.0	55.0
CN 41	Monitored at location A-NML 09	46.9	36.9	26.9	65.0	55.0	45.0
CN 42	Monitored at location A-NML 10	46.8	36.8	26.8	65.0	55.0	45.0
CN 43	Monitored at location A-NML 10	46.8	36.8	26.8	65.0	55.0	45.0
CN 44	Predicted	49.0	49.6	47.7	65.0	55.0	55.0
CN 45	Predicted	46.1	46.9	45.1	65.0	55.0	50.0
CN 46	Predicted	53.9	54.0	52.1	65.0	60.0	55.0
CN 47	Monitored at location ST-NML 3	52.6	47.5	45.3	65.0	55.0	50.0

Noise Monitoring ID	Baseline Noise Source	Day	Eve	Night-time	Day	Eve	Night-time
		LOAEL			SOAEL		
CN 48	Predicted	46.1	46.9	45.1	65.0	55.0	50.0
CN 49	Monitored at location ST-NML 4	60.1	54.5	54.4	65.0	60.0	55.0
CN 50	Predicted	48.0	48.7	46.9	65.0	55.0	50.0
CN 51	Predicted	52.9	53.1	51.2	65.0	60.0	55.0
CN 52	Predicted	59.8	59.4	57.3	65.0	65.0	57.3
CN 53	Predicted	51.0	51.4	49.5	65.0	55.0	55.0
CN 54	Predicted	43.1	44.2	42.5	65.0	55.0	50.0
CN 55	Predicted	58.8	58.5	56.4	65.0	65.0	56.4
CN 56	Monitored at location A-NML 11	51.0	41.0	31.0	65.0	55.0	45.0
CN 57	Predicted	53.9	54.0	52.1	65.0	60.0	55.0
CN 58	Predicted	43.1	44.2	42.5	65.0	55.0	50.0
CN 59	Monitored at location LT-NML 6	53.2	45.6	42.8	65.0	55.0	50.0
CN 60	Predicted	51.0	51.4	49.5	65.0	55.0	55.0
CN 61	Predicted	53.9	54.0	52.1	65.0	60.0	55.0
CN 62	Predicted	45.1	46.0	44.3	65.0	55.0	50.0
CN 63	Predicted	43.1	44.2	42.5	65.0	55.0	50.0
CN 64	Predicted	60.8	60.3	58.2	65.0	65.0	58.2
CN 65	Predicted	43.1	44.2	42.5	65.0	55.0	50.0
CN 66	Predicted	44.1	45.1	43.4	65.0	55.0	50.0
CN 67	Predicted	43.1	44.2	42.5	65.0	55.0	50.0
CN 68	Predicted	43.1	44.2	42.5	65.0	55.0	50.0
CN 69	Predicted	43.1	44.2	42.5	65.0	55.0	50.0
CN 70	Predicted	43.1	44.2	42.5	65.0	55.0	50.0
CN 71	Predicted	59.8	59.4	57.3	65.0	65.0	57.3
CN 72	Predicted	65.7	64.7	62.5	70.0	65.0	62.5
CN 73	Predicted	51.9	52.3	50.4	65.0	55.0	55.0
CN 74	Predicted	58.8	58.5	56.4	65.0	65.0	56.4
CN 75	Monitored at location LT-NML 8	52.7	50.8	47.0	65.0	55.0	50.0
CN 76	Predicted	48.0	48.7	46.9	65.0	55.0	50.0
CN 77	Monitored at location LT-NML 7	54.1	54.2	54.2	65.0	60.0	55.0
CN 78	Predicted	49.0	49.6	47.7	65.0	55.0	55.0
CN 79	Predicted	43.1	44.2	42.5	65.0	55.0	50.0
CN 80	Predicted	56.8	56.7	54.7	65.0	60.0	55.0

Noise Monitoring ID	Baseline Noise Source	Day	Eve	Night-time	Day	Eve	Night-time
		LOAEL			SOAEL		
CN 81	Predicted	56.8	56.7	54.7	65.0	60.0	55.0
CN 82	Predicted	43.1	44.2	42.5	65.0	55.0	50.0
CN 83	Monitored at location A-NML 13	59.9	49.9	39.9	65.0	55.0	45.0
CN 84	Monitored at location A-NML 14	52.2	42.2	32.2	65.0	55.0	45.0
CN 85	Monitored at location A-NML 15	55.3	45.3	35.3	65.0	55.0	45.0
CN 86	Monitored at location A-NML 16	52.0	42.0	32.0	65.0	55.0	45.0
CN 87	Monitored at location LT-NML 10	59.0	56.8	57.5	65.0	60.0	57.5
CN 88	Monitored at location LT-NML 10	59.0	56.8	57.5	65.0	60.0	57.5
CN 89	Monitored at location LT-NML 10	59.0	56.8	57.5	65.0	60.0	57.5
CN 90	Predicted	55.9	55.8	53.8	65.0	60.0	55.0
CN 91	Predicted	66.6	65.6	63.4	70.0	65.6	63.4
CN 92	Predicted	68.6	67.4	65.1	75.0	67.4	65.1
CN 93	Predicted	54.9	54.9	53.0	65.0	60.0	55.0
CN 94	Monitored at location A-NML 17	61.4	51.4	41.4	65.0	55.0	45.0
CN 95	Monitored at location A-NML 17	61.4	51.4	41.4	65.0	55.0	45.0
CN 96	Predicted	59.8	59.4	57.3	65.0	65.0	57.3
CN 97	Monitored at location A-NML 18	64.7	54.7	44.7	70.0	60.0	50.0
CN 98	Monitored at location A-NML 18	64.7	54.7	44.7	70.0	60.0	50.0
CN 99	Predicted	68.6	67.4	65.1	75.0	67.4	65.1
CN 100	Predicted	65.7	64.7	62.5	70.0	65.0	62.5
CN 101	Monitored at location LT-NML 11	58.4	57.2	56.2	65.0	60.0	56.2
CN 102	Monitored at location LT-NML 9	52.8	52.8	52.3	65.0	60.0	55.0
CN 103	Predicted	64.7	63.8	61.7	70.0	65.0	61.7
CN 104	Monitored at location A-NML 20	69.8	59.8	49.8	75.0	65.0	55.0
CN 105	Predicted	56.8	56.7	54.7	65.0	60.0	55.0
CN 106	Predicted	67.6	66.5	64.3	75.0	66.5	64.3
CN 107	Predicted	46.1	46.9	45.1	65.0	55.0	50.0
CN 108	Monitored at location ST-NML 5	53.5	47.4	46.0	65.0	55.0	50.0
CN 109	Predicted	62.7	62.0	59.9	70.0	65.0	59.9
CN 110	Predicted	43.1	44.2	42.5	65.0	55.0	50.0
CN 111	Predicted	43.1	44.2	42.5	65.0	55.0	50.0

Noise Monitoring ID	Baseline Noise Source	Day	Eve	Night-time	Day	Eve	Night-time
		LOAEL			SOAEL		
CN 112	Predicted	43.1	44.2	42.5	65.0	55.0	50.0
CN 113	Predicted	43.1	44.2	42.5	65.0	55.0	50.0
CN 114	Predicted	43.1	44.2	42.5	65.0	55.0	50.0
CN 115	Predicted	47.0	47.8	46.0	65.0	55.0	50.0
CN 116	Monitored at location A-NML 23	60.0	50.0	40.0	65.0	55.0	45.0
CN 117	Predicted	43.1	44.2	42.5	65.0	55.0	50.0
CN 118	Monitored at location A-NML 44	64.7	54.7	44.7	70.0	60.0	50.0
CN 119	Predicted	60.8	60.3	58.2	65.0	65.0	58.2
CN 120	Predicted	44.1	45.1	43.4	65.0	55.0	50.0
CN 121	Predicted	58.8	58.5	56.4	65.0	65.0	56.4
CN 122	Predicted	60.8	60.3	58.2	65.0	65.0	58.2
CN 123	Monitored at location A-NML 24	48.2	38.2	28.2	65.0	55.0	45.0
CN 124	Predicted	59.8	59.4	57.3	65.0	65.0	57.3
CN 125	Monitored at location LT-NML 14	57.6	52.0	49.5	65.0	55.0	55.0
CN 126	Monitored at location A-NML 25	63.2	53.2	43.2	70.0	60.0	50.0
CN 127	Predicted	57.8	57.6	55.6	65.0	65.0	55.6
CN 128	Predicted	58.8	58.5	56.4	65.0	65.0	56.4
CN 129	Predicted	66.6	65.6	63.4	70.0	65.6	63.4
CN 130	Predicted	60.8	60.3	58.2	65.0	65.0	58.2
CN 131	Monitored at location A-NML 26	63.0	53.0	43.0	70.0	60.0	50.0
CN 132	Predicted	59.8	59.4	57.3	65.0	65.0	57.3
CN 133	Monitored at location LT-NML 15	62.8	60.7	59.5	70.0	65.0	59.5
CN 134	Monitored at location A-NML 27	64.9	54.9	44.9	70.0	60.0	50.0
CN 135	Predicted	64.7	63.8	61.7	70.0	65.0	61.7
CN 136	Predicted	48.0	48.7	46.9	65.0	55.0	50.0
CN 137	Predicted	63.7	62.9	60.8	70.0	65.0	60.8
CN 138	Monitored at location LT-NML 16	60.4	58.3	56.3	65.0	65.0	56.3
CN 139	Monitored at location LT-NML 16	60.4	58.3	56.3	65.0	65.0	56.3
CN 140	Predicted	62.7	62.0	59.9	70.0	65.0	59.9

Magnitude of Impact

2.2.7 The magnitude of impact from construction noise has been determined in accordance with DMRB LA111 as presented in Table 2.9.

Table 2.9 Magnitude of Impact from Construction Noise

Magnitude of impact	Construction noise level
Major	Above or equal to SOAEL +5dB
Moderate	Above or equal to SOAEL and below SOAEL +5d
Minor	Above or equal to LOAEL and below SOAEL
Negligible	Below LOAEL

Determining Significance

2.2.8 In accordance with DMRB LA111 construction noise shall constitute a significant adverse effect where it is determined that a major or moderate magnitude of impact will occur for a duration exceeding:

- a. 10 or more days or nights in any 15 consecutive days or nights.
- b. a total number of days exceeding 40 in any 6 consecutive months.

2.3 Predicted Construction Noise Levels

2.3.1 Table 2.10 presents the predicted range of unmitigated construction noise level for daytime, evening and night-time periods and the corresponding magnitude of impact. A full set of unmitigated construction noise predicted is presented in Annex A.

Table 2.10 Predicted Construction Noise Levels and Magnitude of Impact

Receptor ID	Predicted Range of Construction Noise dB LAeq(T)			Magnitude of Impact		
	Day	Evening	Night	Day	Evening	Night
CN 1	33 – 56	N/A	N/A	Negligible	Negligible	Negligible
CN 2	40 – 65	43 – 55	55 – 55	Minor	Minor	Moderate
CN 3	39 – 63	35 – 51	35 – 50	Minor	Negligible	Negligible
CN 4	34 – 68	36 – 53	42 – 42	Negligible	Negligible	Negligible
CN 5	35 – 67	37 – 58	37 – 58	Negligible	Negligible	Negligible
CN 6	47 – 67	46 – 58	34 – 51	Moderate	Negligible	Negligible
CN 7	48 – 71	38 – 61	38 – 60	Minor	Minor	Major
CN 8	34 – 57	43 – 55	43 – 50	Negligible	Negligible	Negligible
CN 9	55 – 65	49 – 56	39 – 54	Minor	Negligible	Negligible
CN 10	39 – 57	38 – 46	38 – 46	Negligible	Negligible	Negligible
CN 11	40 – 75	49 – 60	41 – 60	Major	Negligible	Negligible
CN 12	40 – 64	54 – 59	46 – 58	Minor	Minor	Moderate

Receptor ID	Predicted Range of Construction Noise dB LAeq(T)			Magnitude of Impact		
	Day	Evening	Night	Day	Evening	Night
CN 13	39 – 65	38 – 45	38 – 45	Minor	Negligible	Negligible
CN 14	37 – 65	54 – 67	51 – 67	Minor	Major	Major
CN 15	44 – 61	49 – 54	45 – 53	Minor	Minor	Moderate
CN 16	39 – 48	33 – 33	33 – 33	Minor	Negligible	Negligible
CN 17	41 – 61	50 – 60	47 – 60	Minor	Moderate	Major
CN 18	34 – 56	N/A	N/A	Negligible	Negligible	Negligible
CN 19	53 – 73	41 – 65	48 – 65	Major	Major	Major
CN 20	35 – 50	N/A	N/A	Negligible	Negligible	Negligible
CN 21	34 – 54	33 – 51	33 – 51	Minor	Minor	Moderate
CN 22	34 – 59	N/A	N/A	Minor	Negligible	Negligible
CN 23	33 – 59	33 – 40	33 – 40	Minor	Negligible	Minor
CN 24	34 – 61	N/A	N/A	Negligible	Negligible	Negligible
CN 25	29 – 51	34 – 34	34 – 34	Negligible	Negligible	Negligible
CN 26	30 – 55	34 – 34	34 – 34	Minor	Negligible	Negligible
CN 27	39 – 61	39 – 47	39 – 47	Minor	Negligible	Negligible
CN 28	44 – 68	41 – 59	41 – 59	Moderate	Minor	Moderate
CN 29	33 – 56	34 – 37	34 – 37	Negligible	Negligible	Negligible
CN 30	37 – 57	38 – 49	38 – 49	Minor	Minor	Moderate
CN 31	43 – 67	39 – 56	39 – 56	Moderate	Negligible	Negligible
CN 32	41 – 64	38 – 54	38 – 54	Minor	Negligible	Negligible
CN 33	35 – 57	37 – 48	37 – 48	Minor	Minor	Moderate
CN 34	33 – 51	33 – 37	33 – 37	Negligible	Negligible	Negligible
CN 35	33 – 56	34 – 51	34 – 51	Minor	Minor	Moderate
CN 36	37 – 53	46 – 46	46 – 46	Negligible	Negligible	Negligible
CN 37	38 – 47	N/A	N/A	Minor	Negligible	Negligible
CN 38	38 – 50	N/A	N/A	Negligible	Negligible	Negligible
CN 39	38 – 51	N/A	N/A	Minor	Negligible	Negligible
CN 40	38 – 46	N/A	N/A	Negligible	Negligible	Negligible
CN 41	40 – 40	N/A	N/A	Negligible	Negligible	Negligible
CN 42	48 – 65	42 – 53	42 – 56	Minor	Minor	Major
CN 43	49 – 67	42 – 55	42 – 58	Moderate	Minor	Major
CN 44	50 – 63	43 – 55	43 – 55	Minor	Minor	Minor
CN 45	52 – 63	44 – 56	44 – 56	Minor	Moderate	Major

Receptor ID	Predicted Range of Construction Noise dB LAeq(T)			Magnitude of Impact		
	Day	Evening	Night	Day	Evening	Night
CN 46	34 – 58	36 – 54	36 – 54	Minor	Minor	Minor
CN 47	58 – 69	47 – 61	47 – 61	Moderate	Major	Major
CN 48	50 – 71	44 – 55	44 – 55	Major	Minor	Major
CN 49	38 – 68	45 – 58	45 – 58	Moderate	Minor	Moderate
CN 50	31 – 65	43 – 57	43 – 57	Minor	Moderate	Major
CN 51	33 – 51	42 – 42	42 – 42	Negligible	Negligible	Negligible
CN 52	34 – 61	N/A	N/A	Minor	Negligible	Negligible
CN 53	34 – 53	N/A	N/A	Minor	Negligible	Negligible
CN 54	33 – 60	35 – 54	35 – 54	Minor	Minor	Moderate
CN 55	34 – 65	34 – 34	34 – 34	Minor	Negligible	Negligible
CN 56	36 – 57	31 – 48	31 – 48	Minor	Minor	Moderate
CN 57	36 – 68	33 – 53	33 – 48	Moderate	Negligible	Negligible
CN 58	37 – 54	37 – 51	51 – 51	Minor	Minor	Moderate
CN 59	36 – 60	44 – 50	44 – 48	Minor	Minor	Minor
CN 60	34 – 67	30 – 55	30 – 48	Moderate	Minor	Negligible
CN 61	34 – 58	30 – 30	30 – 30	Minor	Negligible	Negligible
CN 62	41 – 69	39 – 69	39 – 69	Moderate	Major	Major
CN 63	40 – 64	30 – 49	30 – 45	Minor	Minor	Minor
CN 64	25 – 59	30 – 33	30 – 33	Negligible	Negligible	Negligible
CN 65	42 – 63	35 – 52	35 – 51	Minor	Minor	Moderate
CN 66	35 – 56	31 – 38	31 – 38	Minor	Negligible	Negligible
CN 67	22 – 58	32 – 47	32 – 47	Minor	Minor	Minor
CN 68	28 – 57	31 – 47	31 – 47	Minor	Minor	Minor
CN 69	30 – 57	31 – 42	31 – 42	Minor	Negligible	Negligible
CN 70	37 – 54	33 – 45	33 – 43	Minor	Minor	Minor
CN 71	31 – 61	32 – 71	32 – 71	Minor	Major	Major
CN 72	37 – 67	40 – 69	40 – 69	Minor	Moderate	Major
CN 73	36 – 68	34 – 57	34 – 57	Moderate	Moderate	Moderate
CN 74	37 – 59	40 – 60	40 – 60	Negligible	Minor	Moderate
CN 75	38 – 57	36 – 51	35 – 50	Minor	Minor	Minor
CN 76	32 – 63	36 – 55	37 – 56	Minor	Minor	Major
CN 77	28 – 77	38 – 70	38 – 70	Major	Major	Major
CN 78	38 – 72	31 – 60	31 – 60	Major	Moderate	Moderate

Receptor ID	Predicted Range of Construction Noise dB LAeq(T)			Magnitude of Impact		
	Day	Evening	Night	Day	Evening	Night
CN 79	26 – 77	36 – 41	36 – 41	Major	Negligible	Negligible
CN 80	33 – 73	37 – 62	37 – 62	Major	Moderate	Major
CN 81	35 – 74	39 – 60	39 – 60	Major	Minor	Major
CN 82	38 – 61	34 – 54	34 – 54	Minor	Minor	Moderate
CN 83	41 – 75	38 – 63	38 – 63	Major	Major	Major
CN 84	35 – 61	46 – 53	33 – 50	Minor	Minor	Major
CN 85	40 – 72	36 – 55	36 – 56	Major	Minor	Major
CN 86	33 – 56	34 – 54	34 – 54	Minor	Minor	Major
CN 87	28 – 69	38 – 62	38 – 62	Moderate	Moderate	Moderate
CN 88	27 – 68	38 – 62	38 – 62	Moderate	Moderate	Moderate
CN 89	27 – 68	37 – 62	37 – 62	Moderate	Moderate	Moderate
CN 90	39 – 58	38 – 59	31 – 59	Minor	Minor	Moderate
CN 91	33 – 78	31 – 57	31 – 55	Major	Negligible	Negligible
CN 92	33 – 79	31 – 57	31 – 55	Moderate	Negligible	Negligible
CN 93	32 – 64	37 – 52	37 – 46	Minor	Negligible	Negligible
CN 94	31 – 51	31 – 57	31 – 57	Negligible	Moderate	Major
CN 95	30 – 52	31 – 57	31 – 57	Negligible	Moderate	Major
CN 96	34 – 53	31 – 59	31 – 59	Negligible	Minor	Moderate
CN 97	45 – 68	34 – 58	34 – 58	Minor	Minor	Major
CN 98	44 – 69	33 – 56	30 – 56	Minor	Minor	Major
CN 99	42 – 67	31 – 59	31 – 59	Negligible	Negligible	Negligible
CN 100	35 – 58	33 – 54	33 – 51	Negligible	Negligible	Negligible
CN 101	40 – 65	30 – 53	30 – 53	Minor	Negligible	Negligible
CN 102	37 – 66	33 – 57	33 – 57	Moderate	Minor	Moderate
CN 103	41 – 58	30 – 58	30 – 57	Negligible	Negligible	Negligible
CN 104	39 – 78	31 – 68	31 – 68	Moderate	Moderate	Major
CN 105	34 – 60	31 – 54	31 – 53	Minor	Negligible	Negligible
CN 106	34 – 63	32 – 61	32 – 61	Negligible	Negligible	Negligible
CN 107	34 – 59	31 – 53	31 – 51	Minor	Minor	Moderate
CN 108	39 – 58	31 – 52	31 – 49	Minor	Minor	Minor
CN 109	30 – 55	35 – 56	35 – 56	Negligible	Negligible	Negligible
CN 110	37 – 62	30 – 55	31 – 55	Minor	Minor	Moderate
CN 111	31 – 59	31 – 49	31 – 47	Minor	Minor	Minor

Receptor ID	Predicted Range of Construction Noise dB LAeq(T)			Magnitude of Impact		
	Day	Evening	Night	Day	Evening	Night
CN 112	33 – 60	33 – 54	33 – 48	Minor	Minor	Minor
CN 113	38 – 46	38 – 38	38 – 38	Minor	Negligible	Negligible
CN 114	22 – 62	30 – 55	30 – 33	Minor	Minor	Negligible
CN 115	36 – 74	42 – 54	42 – 45	Major	Minor	Negligible
CN 116	41 – 71	38 – 54	44 – 49	Major	Minor	Moderate
CN 117	36 – 64	38 – 48	38 – 38	Minor	Minor	Negligible
CN 118	37 – 56	44 – 55	44 – 50	Negligible	Negligible	Minor
CN 119	41 – 63	36 – 52	36 – 38	Minor	Negligible	Negligible
CN 120	38 – 54	32 – 49	32 – 33	Minor	Minor	Negligible
CN 121	48 – 59	41 – 57	36 – 54	Minor	Negligible	Negligible
CN 122	31 – 62	46 – 63	37 – 63	Minor	Minor	Moderate
CN 123	34 – 46	38 – 39	N/A	Negligible	Minor	Negligible
CN 124	42 – 63	30 – 59	30 – 58	Minor	Negligible	Moderate
CN 125	23 – 72	30 – 71	30 – 71	Major	Major	Major
CN 126	52 – 73	32 – 61	32 – 61	Moderate	Moderate	Major
CN 127	35 – 64	32 – 49	32 – 39	Minor	Negligible	Negligible
CN 128	38 – 57	31 – 53	31 – 50	Negligible	Negligible	Negligible
CN 129	39 – 68	30 – 57	30 – 57	Minor	Negligible	Negligible
CN 130	37 – 57	32 – 54	32 – 52	Negligible	Negligible	Negligible
CN 131	32 – 61	41 – 63	42 – 62	Negligible	Moderate	Major
CN 132	30 – 58	38 – 59	38 – 58	Negligible	Negligible	Moderate
CN 133	51 – 73	42 – 62	42 – 62	Moderate	Minor	Moderate
CN 134	40 – 66	38 – 63	38 – 63	Minor	Moderate	Major
CN 135	38 – 62	38 – 61	38 – 61	Negligible	Negligible	Negligible
CN 136	26 – 61	46 – 57	46 – 57	Minor	Moderate	Major
CN 137	38 – 62	44 – 58	44 – 58	Negligible	Negligible	Negligible
CN 138	33 – 60	40 – 49	40 – 49	Negligible	Negligible	Negligible
CN 139	39 – 52	45 – 45	45 – 45	Negligible	Negligible	Negligible
CN 140	38 – 59	41 – 41	41 – 41	Negligible	Negligible	Negligible
N/A = No Construction Works within 1km of Receptor During Relevant Time Period						

3 Construction Vibration

3.1 Introduction

3.1.1 This section of the appendix considers the vibration impacts upon sensitive receptors from piling activities associated with the construction of the Project.

3.2 Study Area

3.2.1 With regard to the assessment of construction vibration from piling activities and the study area relating to road schemes, DMRB LA111 states that ‘a vibration study area shall be defined to include all:

- a. vibration sensitive receptors that are potentially affected by construction vibration.
- b. vibration sensitive receptors in areas where there is a reasonable stakeholder expectation that a construction vibration assessment will be undertaken.

3.2.2 The DMRB LA111 further qualifies that ‘A study area of 100m from the closest construction activity with the potential to generate vibration is normally sufficient to encompass vibration sensitive receptors’

3.2.3 As such, the study area for the construction vibration assessment comprises an area up to 100m from any proposed percussive or vibratory piling activities associated with the Project.

3.2.4 A review of the construction programme has been undertaken based upon the available construction information with regard to piling activities, resulting in the following assumptions:

- a. 74 structures being identified as having the potential for percussive or vibratory piling techniques.
- b. Of the 74 structures identified, eight have vibration sensitive receptors within 100m
- c. All other structures associated with the Project would utilise Continuous Flight Auger (CFA) piling techniques.
- d. No piling activities would take place outside of the specified daytime construction hours

3.2.5 With regard to CFA piling techniques BS 5228-2:2009+A1:2014 ‘Code of practice for noise and vibration control on construction and open sites – Part 2: Vibration’ (BS5228-2) states “The levels of vibration associated with continuous flight auger injected piling and pressed-in piling are minimal, as the processes do not involve rapid acceleration or deceleration of tools in contact with the ground but rely to a large extent on steady motions”.

3.2.6 Given the inherently low vibration levels and guidance contained with BS5228-2, potential vibration impacts from CFA piling activities have not been

Deleted: -

assessed within the scope of the construction vibration assessment and are considered to have a negligible impact and would not give rise to a significant environmental effect.

3.2.7 The 8 structures which have been identified as having the potential to utilise percussive or vibratory piling techniques are presented in Table 3.1 with their locations presented in Plate 3.1 to Plate 3.3.

Deleted: Plate 3.1

Table 3.1 Identified Structures with Percussive or Vibratory Piling Techniques

Piling/Structure ID	Type of Pile	Approximate Linear length (metres)
RWN0000006	Retaining Wall	70
RWN0000028	Retaining Wall	100
RWN0000032	Retaining Wall	60
RWN0000049	Retaining Wall	40
RWN0000060	Retaining Wall	115
RWN0000082	Retaining Wall	230
RWN0000085	Retaining Wall	470
RWN0000102	Retaining Wall	400

Plate 3.1 Structures with Percussive or Vibratory Piling – South of River Thames

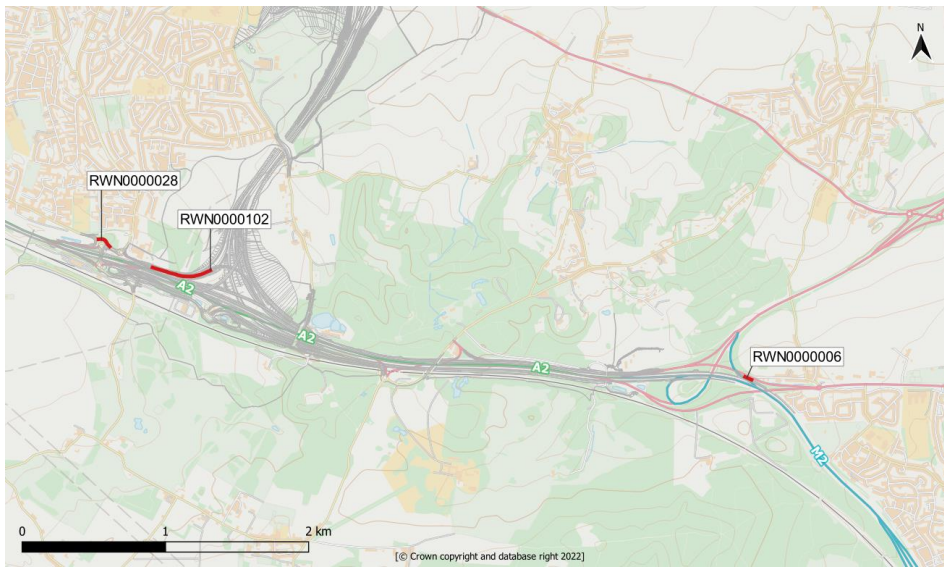
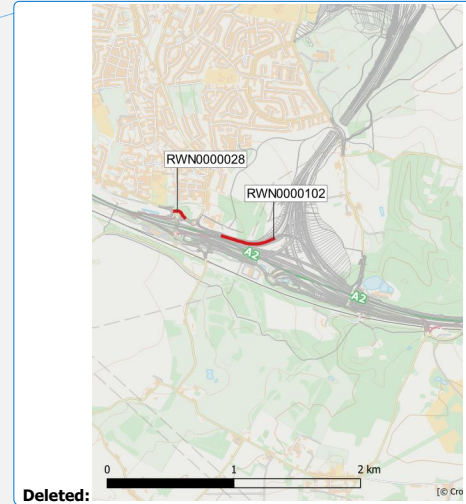
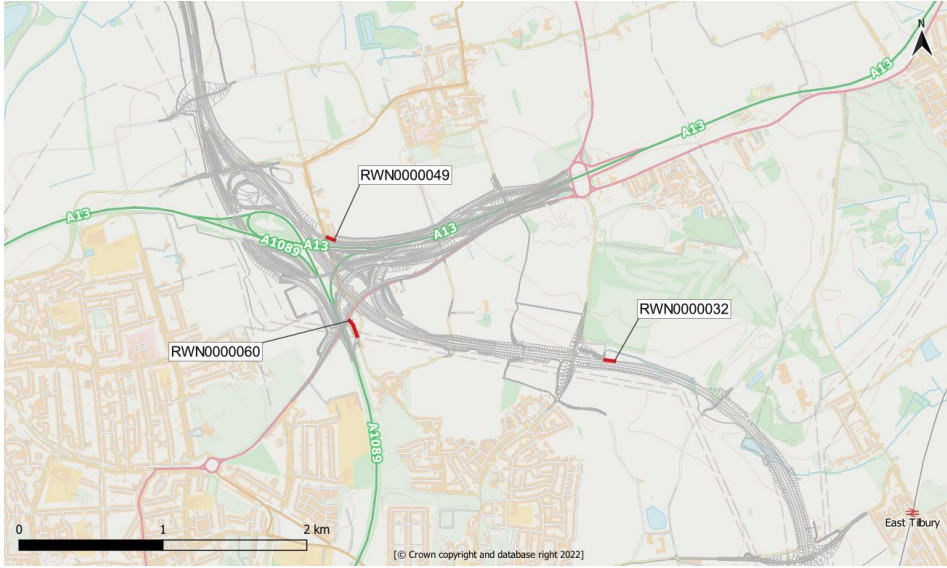
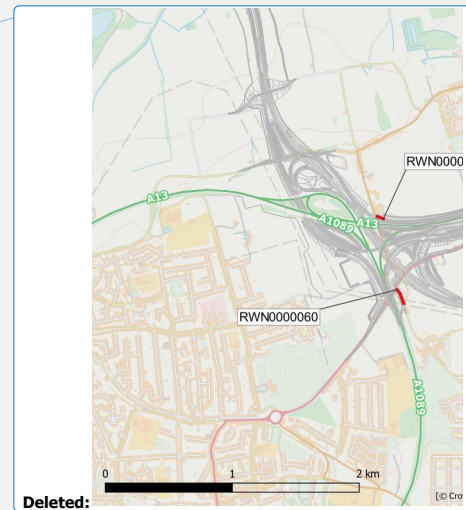
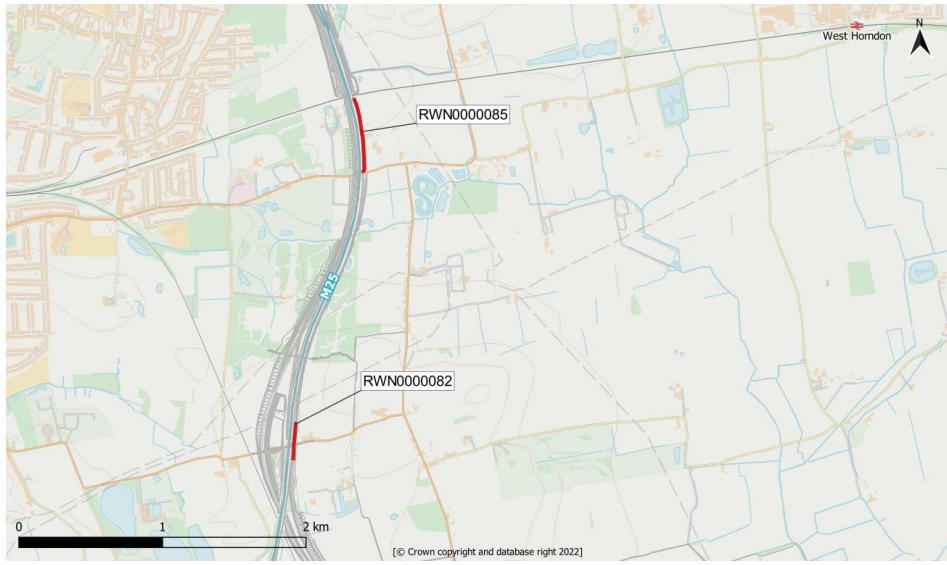


Plate 3.2 Structures with Percussive or Vibratory Piling – North of River Thames and A13 Junction



Deleted:

Plate 3.3 Structures with Percussive or Vibratory Piling – North of Mardyke and M25



Deleted:

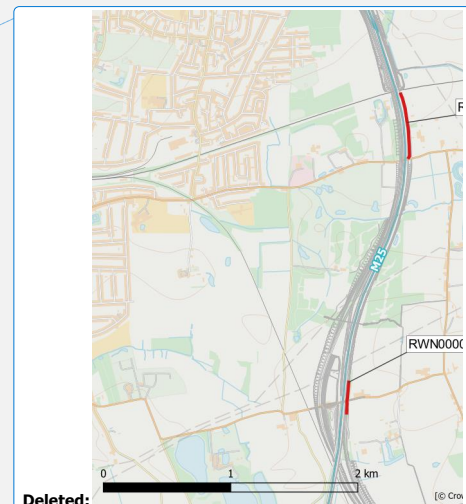
3.3 Methodology

Identified Sensitive Receptors

3.3.1 Vibration impacts from piling activities have been assessed at 44 identified vibration sensitive receptors (VSR). These receptors are presented on Figure 12.1: Construction Noise and Vibration Study Area (Application Reference 6.2) and detailed in Table 3.2.

Table 3.2 Construction Vibration Sensitive Receptors

NSR ID	OS X Coordinate	OS Y Coordinate	Address
CV 1	570560	169543	2 Foxbury Manor Old Watling Street, Rochester, ME2 3UG
CV 2	566307	170387	Kartar House Watling Street, Gravesend, DA12 5UD
CV 3	566257	170389	Marling Manor Watling Street, Gravesend, D A12 5UD
CV 4	565954	170608	164 Mackenzie Way, Gravesend, DA12 5TZ
CV 5	565947	170609	166 Mackenzie Way, Gravesend, DA12 5TZ
CV 6	565941	170609	168 Mackenzie Way, Gravesend, DA12 5TZ
CV 7	565961	170609	162 Mackenzie Way, Gravesend, DA12 5TZ
CV 8	565962	170615	160 Mackenzie Way, Gravesend, A12 5TZ
CV 9	565514	180057	2 Brook Farm Cottages Brentwood Road Orsett, Grays, RM16 3DT
CV 10	565505	180060	1 Brook Farm Cottages Brentwood Road Orsett, Grays, RM16 3DT
CV 11	563810	180114	202 Heath Road Orsett, Grays, RM16 3AP
CV 12	563806	180117	204 Heath Road Orsett, Grays, RM16 3AP
CV 13	563805	180121	206 Heath Road Orsett, Grays, RM16 3AP
CV 14	563804	180125	208 Heath Road Orsett, Grays, RM16 3AP
CV 15	563802	180130	210 Heath Road Orsett, Grays, RM16 3AP
CV 16	563802	180134	212 Heath Road Orsett, Grays, RM16 3AP
CV 17	563799	180140	214 Heath Road Orsett, Grays, RM16 3AP
CV 18	563799	180145	216 Heath Road Orsett, Grays, RM16 3AP
CV 19	563798	180148	218 Heath Road Orsett, Grays, RM16 3AP
CV 20	563798	180153	220 Heath Road Orsett, Grays, RM16 3AP
CV 21	563798	180157	222 Heath Road Orsett, Grays, RM16 3AP
CV 22	563854	180161	224 Heath Road Orsett, Grays, RM16 3AP
CV 23	563781	180283	242 Heath Road Orsett, Grays, RM16 3AP
CV 24	563597	180909	11 Woolings Close Orsett, Grays, RM16 3AT
CV 25	563554	180911	4 Woolings Row Baker Street Orsett, Grays, RM16 3AS
CV 26	563607	180915	12 Woolings Close Orsett, Grays, RM16 3AT



NSR ID	OS X Coordinate	OS Y Coordinate	Address
CV 27	563552	180922	3 Woolings Row Baker Street Orsett, Grays, RM16 3AS
CV 28	563581	180923	24 Woolings Close Orsett, Grays, RM16 3AT
CV 29	563610	180930	13 Woolings Close Orsett, Grays, RM16 3AT
CV 30	563549	180932	2 Woolings Row Baker Street Orsett, Grays, RM16 3AS
CV 31	563581	180934	23 Woolings Close Orsett, Grays, RM16 3AT
CV 32	563604	180938	14 Woolings Close Orsett, Grays, RM16 3AT
CV 33	563545	180943	1 Woolings Row Baker Street Orsett, Grays, RM16 3AS
CV 34	563579	180944	22 Woolings Close Orsett, Grays, RM16 3AT
CV 35	563602	180949	15 Woolings Close Orsett, Grays, RM16 3AT
CV 36	563575	180952	21 Woolings Close Orsett, Grays, RM16 3AT
CV 37	563599	180960	16 Woolings Close Orsett, Grays, RM16 3AT
CV 38	563541	180970	Mangrove Baker Street Orsett, Grays, RM16 3LJ
CV 39	563567	180970	20 Woolings Close Orsett, Grays, RM16 3AT
CV 40	563578	180974	19 Woolings Close Orsett, Grays, RM16 3AT
CV 41	563589	180977	18 Woolings Close Orsett, Grays, RM16 3AT
CV 42	558463	185164	4 Cranham Place Ockendon Road, Upminster, RM14 3QJ
CV 43	558488	185177	The Old Coach House Ockendon Road, Upminster, RM14 3QJ
CV 44	558910	187317	Caravan 1 Tyas Stud Farm St. Marys Lane, Upminster, RM14 3PB

BS 5228-2:2009+A1:2014 Code of practice for noise and vibration control on construction and open sites.

3.3.2 Part 2 of BS 5228 provides recommendations for basic methods of vibration control relating to construction and open sites where work activities/operations generate significant vibration levels, including industry-specific guidance. Guidance is also provided concerning methods of assessing its effects on the environment and are discussed in the following sections pertinent to percussive and vibratory piling.

Percussive Piling

3.3.3 Vibration from percussive piling activities have been predicted using empirical formulae contained within BS5228-2 Annex E. The formulae used to predict the peak particle velocity (PPV) in millimetres per second (mm/s-1) is presented in Equation 1.

$$V_{res} = K_p \left[\frac{\sqrt{W}}{r^{1.3}} \right] \quad \text{[Equation 1]}$$

Where K_p = Ground Condition Factor

$W = \text{nominal hammer energy, in joules}$

$r = \text{Distance}$

3.3.4 Different values of K_p are presented in Table 3.3.

Table 3.3 Values of K_p for Use in Predictions of Vibration from Percussive Piling

Ground Conditions	Value of K_p
All piles driven to refusal	5
Pile toe being driven through: <ul style="list-style-type: none"> • Very stiff cohesive soils • Dense granular soils • Fill containing obstructions which are large relative to the pile cross-section 	3
Pile toe not being driven through: <ul style="list-style-type: none"> • Stiff cohesive soils • Medium dense granular soils • Compacted fill 	1.5
Pile toe being driven through: <ul style="list-style-type: none"> • Soft cohesive soils • Loose granular soils • Loose fill • Organic soils 	1

3.3.5 For the calculations undertaken in the assessment a K_p value of 1.5 has been assumed and a nominal hammer energy of 60kJ.

Vibratory Piling

3.3.6 Vibration from vibratory piling activities have been predicted using empirical formulae contained within BS5228-2 Annex E. The formulae used to predict the peak particle velocity (PPV) in millimetres per second (mm/s^{-1}) is presented in Equation 2.

$$V_{res} = \frac{k_v}{X\delta} \quad \text{[Equation 2]}$$

Where K_v = Scaling factors (and probability of predicted value being exceeded)

X = Distance (metres)

δ = Piling Operation Parameter

3.3.7 Different values of K_v and δ taken from BS5228-2 are presented in Table 3.4.

Table 3.4 Scaling Factors and Piling Operation Parameter for Vibratory Piling

Scaling Factor K_v (probability of predicted value being exceeded)	Piling Operation Parameter δ
$K_v = 60$ (50%)	1.2 (Start up and Run Down)
$K_v = 126$ (33.3%)	1.3 (All operations)
$K_v = 266$ (5%)	1.4 (Steady State Operation)

3.3.8 For the calculations undertaken a K_v value of 126 and a δ of 1.3 have been assumed.

3.4 Construction Vibration Impact Criteria and Significance

LOAEL and SOAEL from Construction Vibration

3.4.1 For construction vibration, the values for a LOAEL and a SOAEL for vibration sensitive receptors are defined in accordance with the DMRB LA111, as presented within Table 3.5.

Table 3.5 Construction Vibration LOAEL and SOAEL Values

Time Period	LOAEL	SOAEL
All time periods	0.3mm/s PPV	1.0mm/s PPV

Magnitude of Impact

3.4.2 The magnitude of impact from construction vibration has been determined in accordance with DMRB LA111 as presented in Table 3.6.

Table 3.6 Magnitude of Impact from Construction Vibration

Magnitude of Impact	Construction noise level
Major	Above or equal to 10 mm/s PPV
Moderate	Above or equal to SOAEL and below 10 mm/s PPV
Minor	Above or equal to LOAEL and below SOAEL
Negligible	Below LOAEL

Determining Significance

3.4.3 In accordance with DMRB LA111 construction vibration shall constitute a significant adverse effect where it is determined that a major or moderate magnitude of impact will occur for a duration exceeding:

- a. 10 or more days or nights in any 15 consecutive days or nights.
- b. a total number of days exceeding 40 in any 6 consecutive months.

3.5 Predicted Construction Vibration Levels

3.5.1 Table 3.7 presents the maximum PPV level of vibration at each identified sensitive receptor and the resultant magnitude of impact for both percussive and vibratory piling activities.

Table 3.7 Predicted Levels of Vibration and Magnitude of Impact

VSR ID	Maximum Predicted PPV (mm/s-1)		Magnitude of Impact	
	Percussive	Vibratory	Percussive	Vibratory
CV 1	0.80	0.40	Minor	Minor
CV 2	1.14	0.56	Moderate	Minor
CV 3	0.93	0.46	Minor	Minor
CV 4	0.77	0.38	Minor	Minor
CV 5	0.78	0.38	Minor	Minor
CV 6	0.78	0.38	Minor	Minor
CV 7	0.75	0.37	Minor	Minor
CV 8	0.68	0.34	Minor	Minor
CV 9	3.52	1.74	Moderate	Moderate
CV 10	3.23	1.60	Moderate	Moderate
CV 11	0.68	0.33	Minor	Minor
CV 12	0.72	0.36	Minor	Minor
CV 13	0.76	0.38	Minor	Minor
CV 14	0.81	0.40	Minor	Minor
CV 15	0.89	0.44	Minor	Minor
CV 16	0.94	0.46	Minor	Minor
CV 17	1.06	0.53	Moderate	Minor
CV 18	1.16	0.57	Moderate	Minor
CV 19	1.24	0.61	Moderate	Minor
CV 20	1.36	0.67	Moderate	Minor
CV 21	1.47	0.73	Moderate	Minor
CV 22	0.68	0.34	Minor	Minor
CV 23	2.05	1.01	Moderate	Moderate
CV 24	2.31	1.14	Moderate	Moderate
CV 25	3.14	1.55	Moderate	Moderate
CV 26	1.77	0.87	Moderate	Minor
CV 27	2.04	1.01	Moderate	Moderate
CV 28	1.84	0.91	Moderate	Minor
CV 29	1.21	0.60	Moderate	Minor
CV 30	1.51	0.75	Moderate	Minor
CV 31	1.41	0.70	Moderate	Minor
CV 32	1.09	0.54	Moderate	Minor
CV 33	1.16	0.57	Moderate	Minor

VSR ID	Maximum Predicted PPV (mm/s-1)		Magnitude of Impact	
	Percussive	Vibratory	Percussive	Vibratory
CV 34	1.16	0.57	Moderate	Minor
CV 35	0.91	0.45	Minor	Minor
CV 36	1.01	0.50	Moderate	Minor
CV 37	0.79	0.39	Minor	Minor
CV 38	0.73	0.36	Minor	Minor
CV 39	0.76	0.37	Minor	Minor
CV 40	0.71	0.35	Minor	Minor
CV 41	0.66	0.33	Minor	Minor
CV 42	1.32	0.65	Moderate	Minor
CV 43	0.84	0.42	Minor	Minor
CV 44	2.15	1.06	Moderate	Moderate

3.5.2 The resultant magnitude of impact and resultant significance of effect for percussive and vibratory piling activities is discussed in the following sections.

Percussive Piling

3.5.3 From the results of the percussive piling vibration predictions presented in Table 3.7 the following is concluded:

- a. Of the 44 sensitive receptors assessed, none are predicted to experience a Major adverse impact.
- b. 23 Sensitive Receptors are predicted to experience a Moderate adverse impact and
- c. 21 Sensitive Receptors are predicted to experience a Minor adverse impact

3.5.4 In accordance with the significance criteria outlined in the DMRB LA111 and reproduced in Table 3.6 of this Appendix, the 21 sensitive receptors which would experience a minor adverse impact during percussive piling activities would not be of a magnitude great enough to constitute a significant effect.

3.5.5 Of the 23 sensitive receptors which would experience moderate adverse impacts as a result of percussive piling activities, the duration the magnitude of impact would occur for needs to be taken into consideration in order to determine if a significant effect would occur.

3.5.6 Based upon the percussive vibration predictions, a moderate or greater impact would occur within approximately 65m of any percussive piling activity. Table 3.8 presents the sensitive receptors predicted to experience a moderate impact generated by percussive piling, the structure where the piling activity would take place and the number of days the piling activity would occur at a magnitude of moderate or greater based upon the envisaged construction programme.

Table 3.8 Significance of Effect from Percussive Piling

Receptor ID	Piling ID/Structure	Number of Days Moderate or Greater Impact would Occur For	Significance of Effect (Based upon Magnitude and Duration)
CV 2	RWN0000102	7	Not Significant
CV 9	RWN0000032	30	Significant
CV 10		30	Significant
CV 17	RWN0000060	2	Not Significant
CV 18		8	Not Significant
CV 19		12	Significant
CV 20		18	Significant
CV 21		22	Significant
CV 23		129	Significant
CV 24		RWN0000049	65
CV 25	62		Significant
CV 26	65		Significant
CV 27	48		Significant
CV 28	65		Significant
CV 29	65		Significant
CV 30	32		Significant
CV 31	55		Significant
CV 32	47		Significant
CV 33	12		Significant
CV 34	29		Significant
CV 42	RWN0000082	9	Not Significant
CV 44	RWN0000085	6	Not Significant

3.5.7 With regards to the moderate impacts presented in Table 3.8 and the duration the impact would occur for, the following is concluded with regards to the significance criteria of DMRB LA111:

- a. At Structure RWN0000032 should a percussive piling technique be used; sensitive receptors CV 9 and CV 10 would experience a significant adverse effect.
- b. At Structure RWN0000060 should a percussive piling technique be used; sensitive receptors CV 19, CV 20, CV 21 and CV 23 would experience a significant adverse effect.

- c. At Structure RWN0000049 should a percussive piling technique be used; sensitive receptors CV 24, CV 25, CV 26, CV 27, CV 28, CV 29, CV 30, CV 31, CV 32, CV 33 and CV 34 would experience a significant adverse effect.

Vibratory Piling

- 3.5.8 From the results of the vibratory piling vibration predictions presented in Table 3.7 the following is concluded:
- a. Of the 44 sensitive receptors assessed, none are predicted to experience a Major adverse impact.
 - b. Seven Sensitive Receptors are predicted to experience a Moderate adverse impact, and.
 - c. 37 Sensitive Receptors are predicted to experience a Minor adverse impact.
- 3.5.9 In accordance with the significance criteria outlined in the DMRB LA111 and reproduced in Table 3.6 of this Appendix, the 37 sensitive receptors which would experience a minor adverse impact during vibratory piling activities would not be of a magnitude great enough to constitute a significant effect.
- 3.5.10 Of the seven sensitive receptors which would experience moderate adverse impacts as a result of vibratory piling activities, the duration the magnitude of impact would occur for needs to be taken into consideration in order to determine if a significant effect would occur.
- 3.5.11 Based upon the vibratory piling vibration predictions, a moderate impact or greater would occur within approximately 45m of any vibratory piling activity. Table 3.9 presents the sensitive receptors predicted to experience a moderate impact generated by percussive piling, the structure where the piling activity would take place and the number of days the piling activity would occur at a magnitude of moderate or greater based upon the envisaged construction programme.

Table 3.9 Significance of Effect from Vibratory Piling

Receptor ID	Piling ID/Structure	Number of Days Moderate or Greater Impact would Occur For	Significance of Effect (Based upon Magnitude and Duration)
CV 9	RWN0000032	23	Significant
CV 10		18	Significant
CV 23	RWN0000060	13	Significant
CV 24	RWN0000049	46	Significant
CV 25		22	Significant
CV 27		1	Not Significant
CV 44	RWN0000085	2	Not Significant

- 3.5.12 With regard to the moderate impacts from vibratory piling presented in and the duration the impact would occur for, the following is concluded with regards to the significance criteria of DMRB LA111:
- a. At Structure RWN0000032 should a vibratory piling technique be used; sensitive receptors CV 9 and CV 10 would experience a significant adverse effect.
 - b. At Structure RWN0000060 should a vibratory piling technique be used; sensitive receptor CV 23 would experience a significant adverse effect.
 - c. At Structure RWN0000049 should a vibratory piling technique be used; sensitive receptors CV 24 and CV 25 would experience a significant adverse effect.

3.6 Summary of Piling Generated Vibration Effects

- 3.6.1 The assessment of vibration generated by piling activities and its environmental significance conclude the following with regard to the different piling techniques which could be used:

a. Vibratory Piling

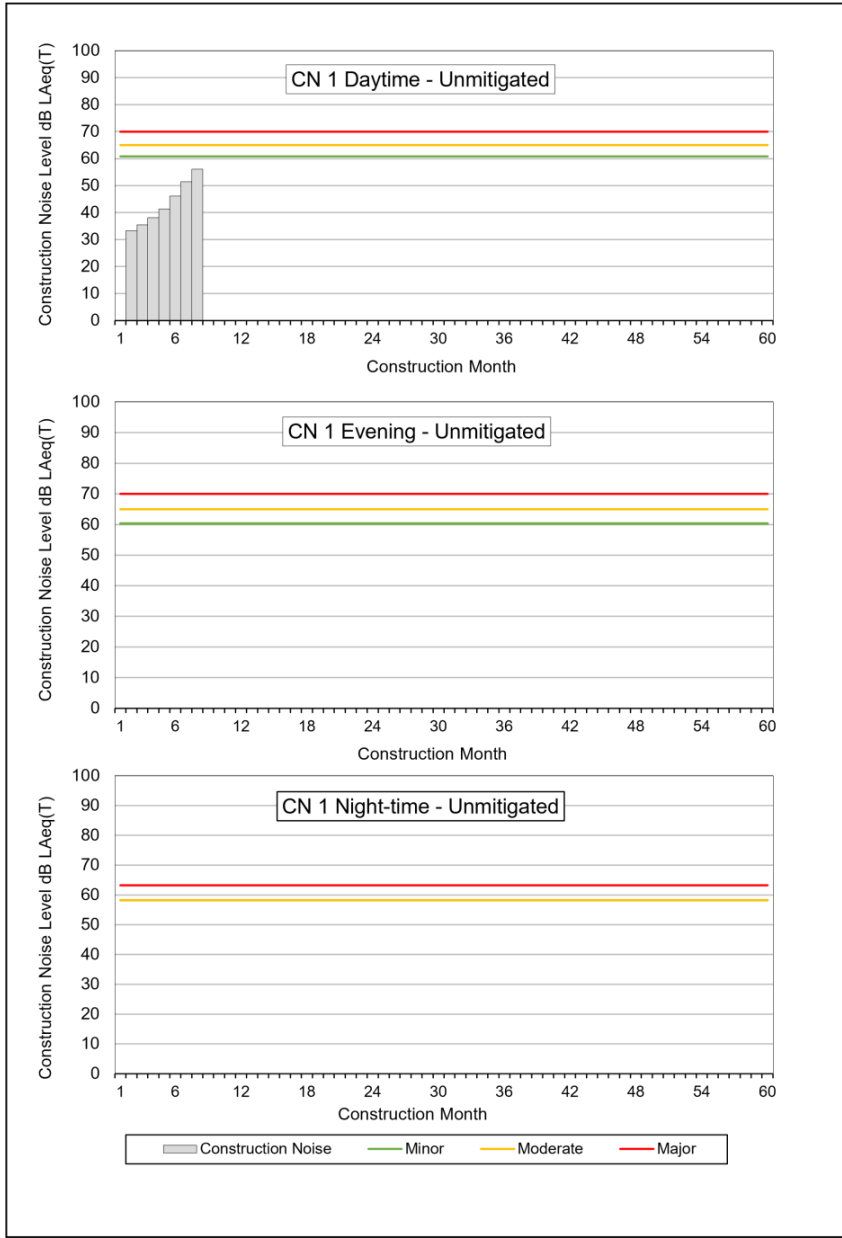
The assessment indicates that the use of vibratory piling techniques would result in the generation of significant environmental effects at structures RWN0000032 (Two receptors CV9 and CV10), RWN0000060 (four receptors CV 19, CV 20, CV 21, CV 23) and RWN0000049 (11 receptors CV 24, CV 25, CV 26, CV 27, CV 28, CV 29, CV 30, CV 31, CV 32, CV 33, CV 34).

b. Percussive Piling Techniques

The assessment indicates that the use of percussive piling techniques would result in the generation of significant environmental effects at structures RWN0000032 (Two receptors CV9 and CV10), RWN0000060 (one receptor CV23) and RWN0000049 (two receptors CV24 and CV25).

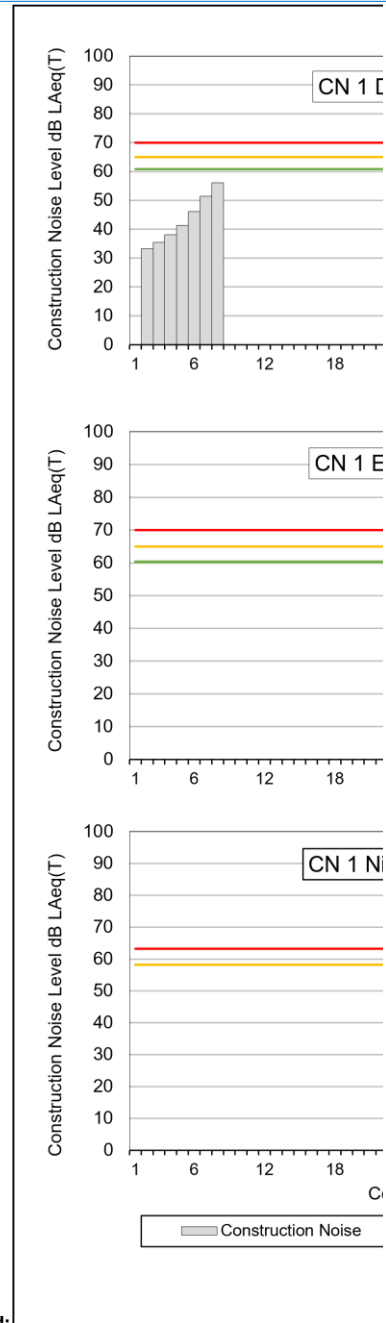
4 Construction Noise Predictions

Graphical Representation of Unmitigated Construction Noise Levels at CN 1

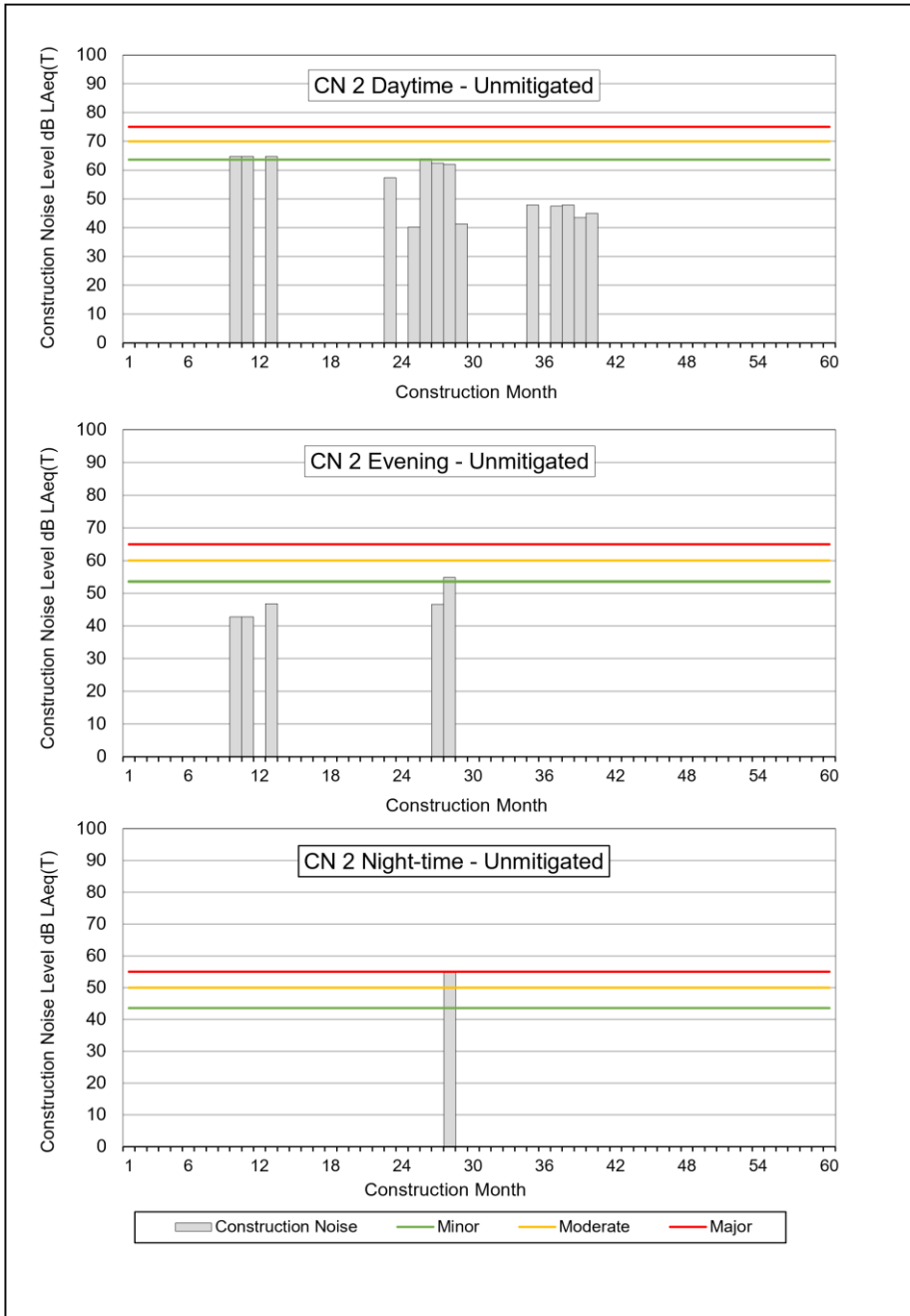


Unmitigated Construction Noise Levels at CN 1

Predicted Daytime Construction Noise Levels												
Construction Month	1	2	3	4	5	6	7	8	9	10	11	12
dB LAeq(T)	0	33	36	38	41	46	51	56	0	0	0	0
Construction Month	13	14	15	16	17	18	19	20	21	22	23	24
dB LAeq(T)	0	0	0	0	0	0	0	0	0	0	0	0
Construction Month	25	26	27	28	29	30	31	32	33	34	35	36
dB LAeq(T)	0	0	0	0	0	0	0	0	0	0	0	0
Construction Month	37	38	39	40	41	42	43	44	45	46	47	48
dB LAeq(T)	0	0	0	0	0	0	0	0	0	0	0	0
Construction Month	49	50	51	52	53	54	55	56	57	58	59	60
dB LAeq(T)	0	0	0	0	0	0	0	0	0	0	0	0
Predicted Evening Construction Noise Levels												
Construction Month	1	2	3	4	5	6	7	8	9	10	11	12
dB LAeq(T)	0	0	0	0	0	0	0	0	0	0	0	0
Construction Month	13	14	15	16	17	18	19	20	21	22	23	24
dB LAeq(T)	0	0	0	0	0	0	0	0	0	0	0	0
Construction Month	25	26	27	28	29	30	31	32	33	34	35	36
dB LAeq(T)	0	0	0	0	0	0	0	0	0	0	0	0
Construction Month	37	38	39	40	41	42	43	44	45	46	47	48
dB LAeq(T)	0	0	0	0	0	0	0	0	0	0	0	0
Construction Month	49	50	51	52	53	54	55	56	57	58	59	60
dB LAeq(T)	0	0	0	0	0	0	0	0	0	0	0	0
Predicted Night-time Construction Noise Levels												
Construction Month	1	2	3	4	5	6	7	8	9	10	11	12
dB LAeq(T)	0	0	0	0	0	0	0	0	0	0	0	0
Construction Month	13	14	15	16	17	18	19	20	21	22	23	24
dB LAeq(T)	0	0	0	0	0	0	0	0	0	0	0	0
Construction Month	25	26	27	28	29	30	31	32	33	34	35	36
dB LAeq(T)	0	0	0	0	0	0	0	0	0	0	0	0
Construction Month	37	38	39	40	41	42	43	44	45	46	47	48
dB LAeq(T)	0	0	0	0	0	0	0	0	0	0	0	0
Construction Month	49	50	51	52	53	54	55	56	57	58	59	60
dB LAeq(T)	0	0	0	0	0	0	0	0	0	0	0	0



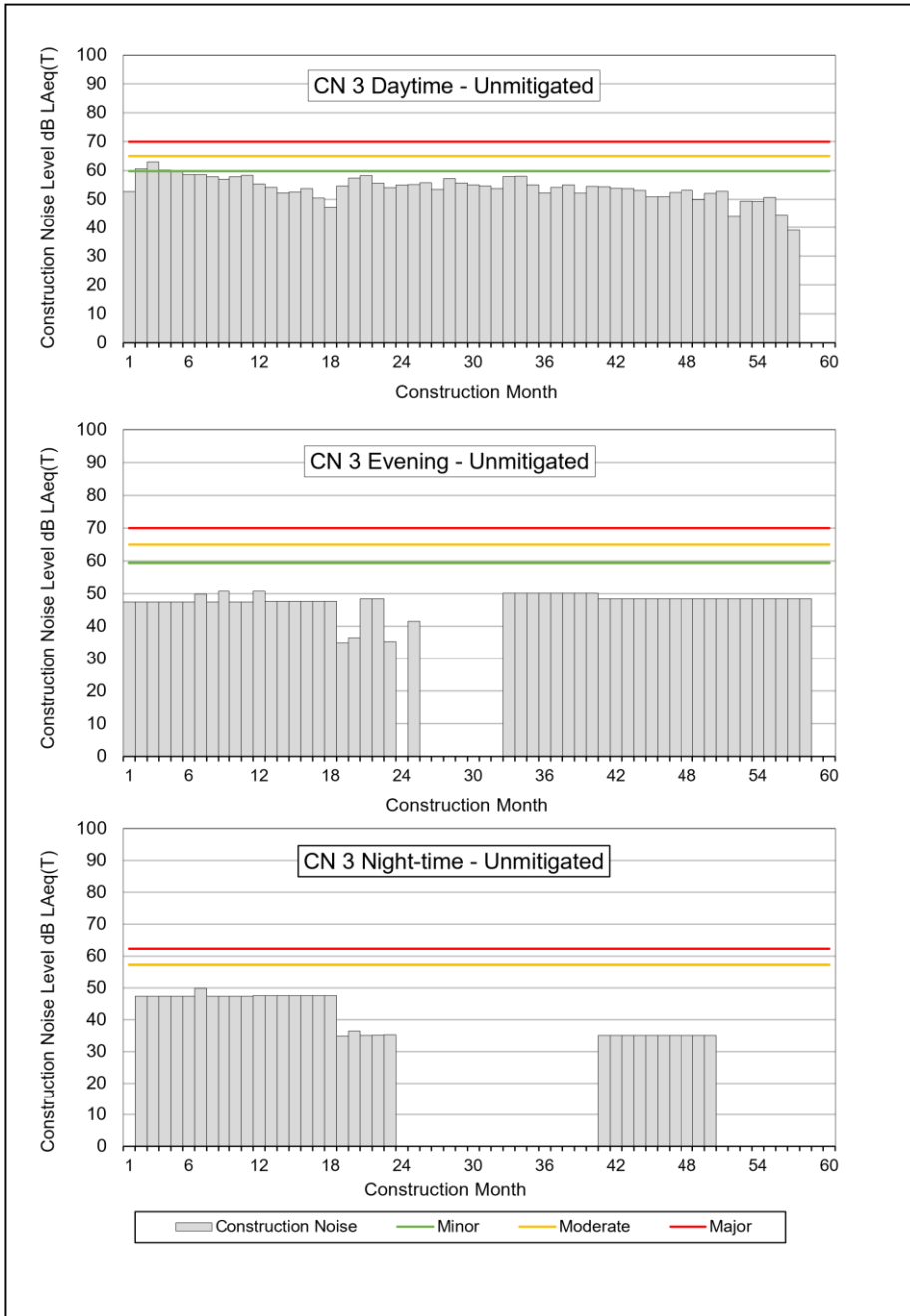
Graphical Representation of Unmitigated Construction Noise Levels at CN 2



Unmitigated Construction Noise Levels at CN 2

Predicted Daytime Construction Noise Levels												
Construction Month	1	2	3	4	5	6	7	8	9	10	11	12
dB LAeq(T)	0	0	0	0	0	0	0	0	0	65	65	0
Construction Month	13	14	15	16	17	18	19	20	21	22	23	24
dB LAeq(T)	65	0	0	0	0	0	0	0	0	0	57	0
Construction Month	25	26	27	28	29	30	31	32	33	34	35	36
dB LAeq(T)	40	64	62	62	41	0	0	0	0	0	48	0
Construction Month	37	38	39	40	41	42	43	44	45	46	47	48
dB LAeq(T)	48	48	44	45	0	0	0	0	0	0	0	0
Construction Month	49	50	51	52	53	54	55	56	57	58	59	60
dB LAeq(T)	0	0	0	0	0	0	0	0	0	0	0	0
Predicted Evening Construction Noise Levels												
Construction Month	1	2	3	4	5	6	7	8	9	10	11	12
dB LAeq(T)	0	0	0	0	0	0	0	0	0	43	43	0
Construction Month	13	14	15	16	17	18	19	20	21	22	23	24
dB LAeq(T)	47	0	0	0	0	0	0	0	0	0	0	0
Construction Month	25	26	27	28	29	30	31	32	33	34	35	36
dB LAeq(T)	0	0	47	55	0	0	0	0	0	0	0	0
Construction Month	37	38	39	40	41	42	43	44	45	46	47	48
dB LAeq(T)	0	0	0	0	0	0	0	0	0	0	0	0
Construction Month	49	50	51	52	53	54	55	56	57	58	59	60
dB LAeq(T)	0	0	0	0	0	0	0	0	0	0	0	0
Predicted Night-time Construction Noise Levels												
Construction Month	1	2	3	4	5	6	7	8	9	10	11	12
dB LAeq(T)	0	0	0	0	0	0	0	0	0	0	0	0
Construction Month	13	14	15	16	17	18	19	20	21	22	23	24
dB LAeq(T)	0	0	0	0	0	0	0	0	0	0	0	0
Construction Month	25	26	27	28	29	30	31	32	33	34	35	36
dB LAeq(T)	0	0	0	55	0	0	0	0	0	0	0	0
Construction Month	37	38	39	40	41	42	43	44	45	46	47	48
dB LAeq(T)	0	0	0	0	0	0	0	0	0	0	0	0
Construction Month	49	50	51	52	53	54	55	56	57	58	59	60
dB LAeq(T)	0	0	0	0	0	0	0	0	0	0	0	0

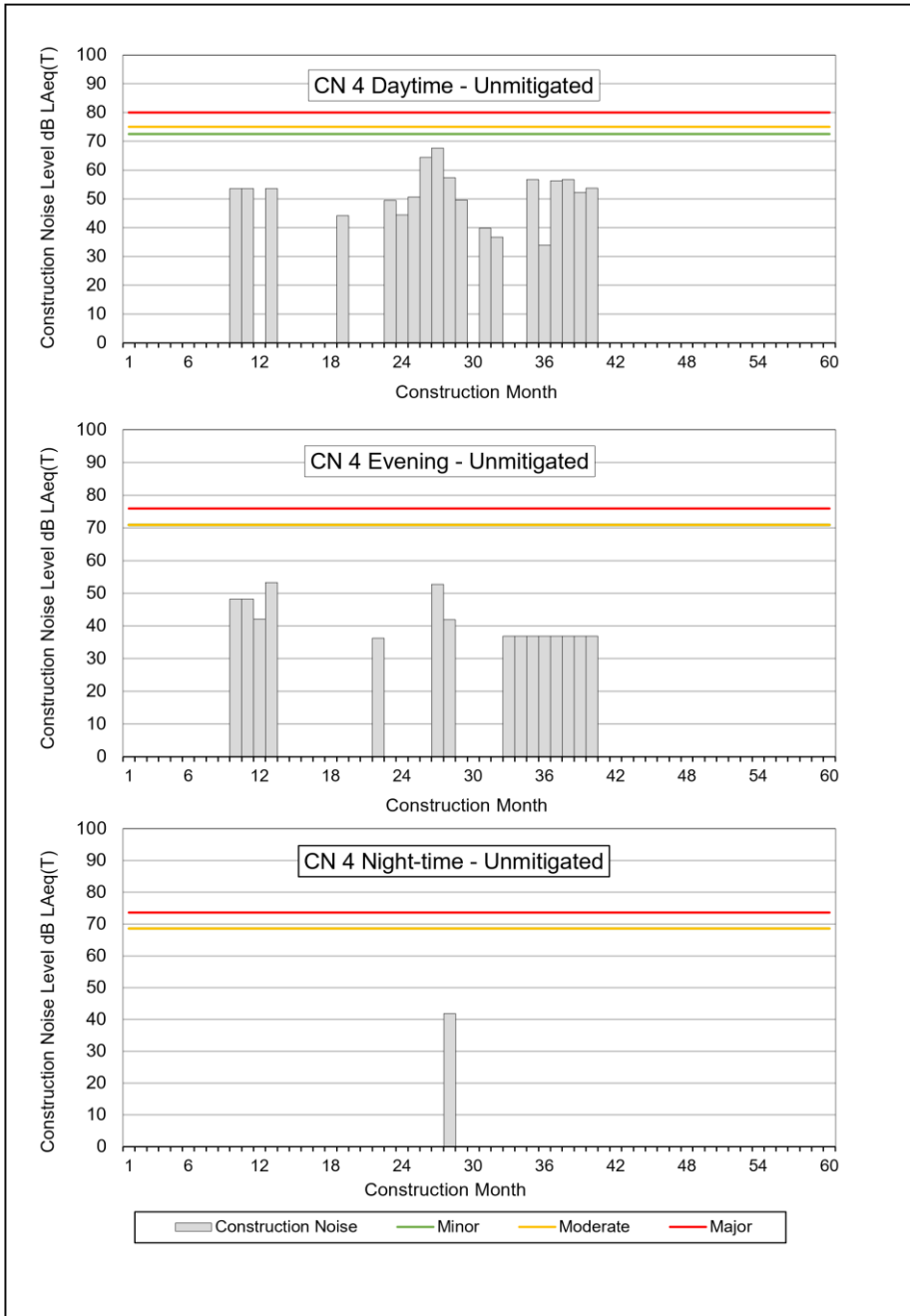
Graphical Representation of Unmitigated Construction Noise Levels at CN 3



Unmitigated Construction Noise Levels at CN 3

Predicted Daytime Construction Noise Levels												
Construction Month	1	2	3	4	5	6	7	8	9	10	11	12
dB LAeq(T)	53	61	63	60	60	59	59	58	57	58	58	55
Construction Month	13	14	15	16	17	18	19	20	21	22	23	24
dB LAeq(T)	54	52	53	54	50	47	55	57	58	56	54	55
Construction Month	25	26	27	28	29	30	31	32	33	34	35	36
dB LAeq(T)	55	56	53	57	56	55	55	54	58	58	55	52
Construction Month	37	38	39	40	41	42	43	44	45	46	47	48
dB LAeq(T)	54	55	52	55	54	54	54	53	51	51	52	53
Construction Month	49	50	51	52	53	54	55	56	57	58	59	60
dB LAeq(T)	50	52	53	44	49	49	51	45	39	0	0	0
Predicted Evening Construction Noise Levels												
Construction Month	1	2	3	4	5	6	7	8	9	10	11	12
dB LAeq(T)	47	47	47	47	47	47	50	47	51	47	47	51
Construction Month	13	14	15	16	17	18	19	20	21	22	23	24
dB LAeq(T)	48	48	48	48	48	48	35	37	48	48	35	0
Construction Month	25	26	27	28	29	30	31	32	33	34	35	36
dB LAeq(T)	42	0	0	0	0	0	0	0	50	50	50	50
Construction Month	37	38	39	40	41	42	43	44	45	46	47	48
dB LAeq(T)	50	50	50	50	48	48	48	48	48	48	48	48
Construction Month	49	50	51	52	53	54	55	56	57	58	59	60
dB LAeq(T)	48	48	48	48	48	48	48	48	48	48	0	0
Predicted Night-time Construction Noise Levels												
Construction Month	1	2	3	4	5	6	7	8	9	10	11	12
dB LAeq(T)	0	47	47	47	47	47	50	47	47	47	47	48
Construction Month	13	14	15	16	17	18	19	20	21	22	23	24
dB LAeq(T)	48	48	48	48	48	48	35	37	35	35	35	0
Construction Month	25	26	27	28	29	30	31	32	33	34	35	36
dB LAeq(T)	0	0	0	0	0	0	0	0	0	0	0	0
Construction Month	37	38	39	40	41	42	43	44	45	46	47	48
dB LAeq(T)	0	0	0	0	35	35	35	35	35	35	35	35
Construction Month	49	50	51	52	53	54	55	56	57	58	59	60
dB LAeq(T)	35	35	0	0	0	0	0	0	0	0	0	0

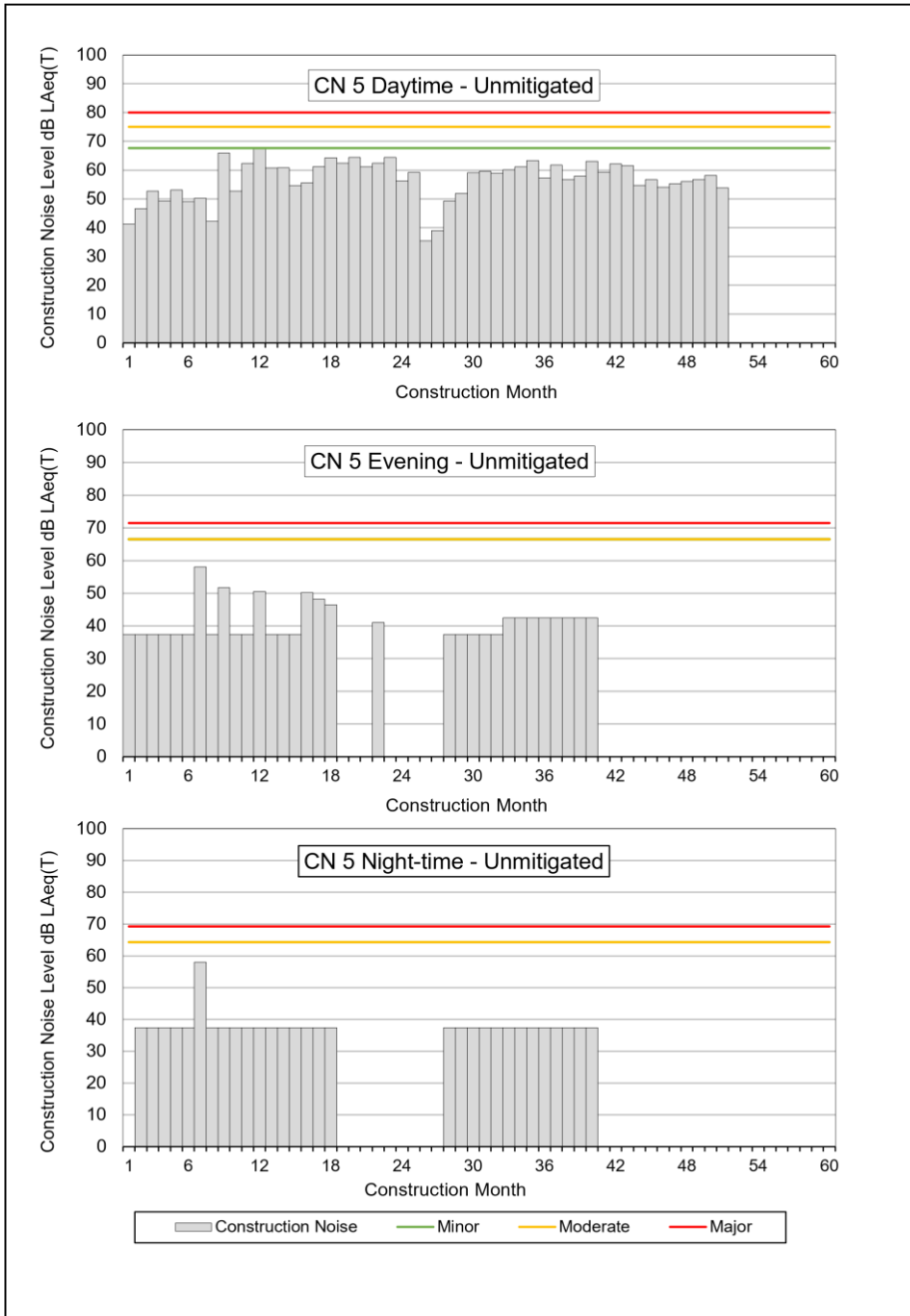
Graphical Representation of Unmitigated Construction Noise Levels at CN 4



Unmitigated Construction Noise Levels at CN 4

Predicted Daytime Construction Noise Levels												
Construction Month	1	2	3	4	5	6	7	8	9	10	11	12
dB LAeq(T)	0	0	0	0	0	0	0	0	0	54	54	0
Construction Month	13	14	15	16	17	18	19	20	21	22	23	24
dB LAeq(T)	54	0	0	0	0	0	44	0	0	0	50	44
Construction Month	25	26	27	28	29	30	31	32	33	34	35	36
dB LAeq(T)	51	65	68	57	50	0	40	37	0	0	57	34
Construction Month	37	38	39	40	41	42	43	44	45	46	47	48
dB LAeq(T)	56	57	52	54	0	0	0	0	0	0	0	0
Construction Month	49	50	51	52	53	54	55	56	57	58	59	60
dB LAeq(T)	0	0	0	0	0	0	0	0	0	0	0	0
Predicted Evening Construction Noise Levels												
Construction Month	1	2	3	4	5	6	7	8	9	10	11	12
dB LAeq(T)	0	0	0	0	0	0	0	0	0	48	48	42
Construction Month	13	14	15	16	17	18	19	20	21	22	23	24
dB LAeq(T)	53	0	0	0	0	0	0	0	0	36	0	0
Construction Month	25	26	27	28	29	30	31	32	33	34	35	36
dB LAeq(T)	0	0	53	42	0	0	0	0	37	37	37	37
Construction Month	37	38	39	40	41	42	43	44	45	46	47	48
dB LAeq(T)	37	37	37	37	0	0	0	0	0	0	0	0
Construction Month	49	50	51	52	53	54	55	56	57	58	59	60
dB LAeq(T)	0	0	0	0	0	0	0	0	0	0	0	0
Predicted Night-time Construction Noise Levels												
Construction Month	1	2	3	4	5	6	7	8	9	10	11	12
dB LAeq(T)	0	0	0	0	0	0	0	0	0	0	0	0
Construction Month	13	14	15	16	17	18	19	20	21	22	23	24
dB LAeq(T)	0	0	0	0	0	0	0	0	0	0	0	0
Construction Month	25	26	27	28	29	30	31	32	33	34	35	36
dB LAeq(T)	0	0	0	42	0	0	0	0	0	0	0	0
Construction Month	37	38	39	40	41	42	43	44	45	46	47	48
dB LAeq(T)	0	0	0	0	0	0	0	0	0	0	0	0
Construction Month	49	50	51	52	53	54	55	56	57	58	59	60
dB LAeq(T)	0	0	0	0	0	0	0	0	0	0	0	0

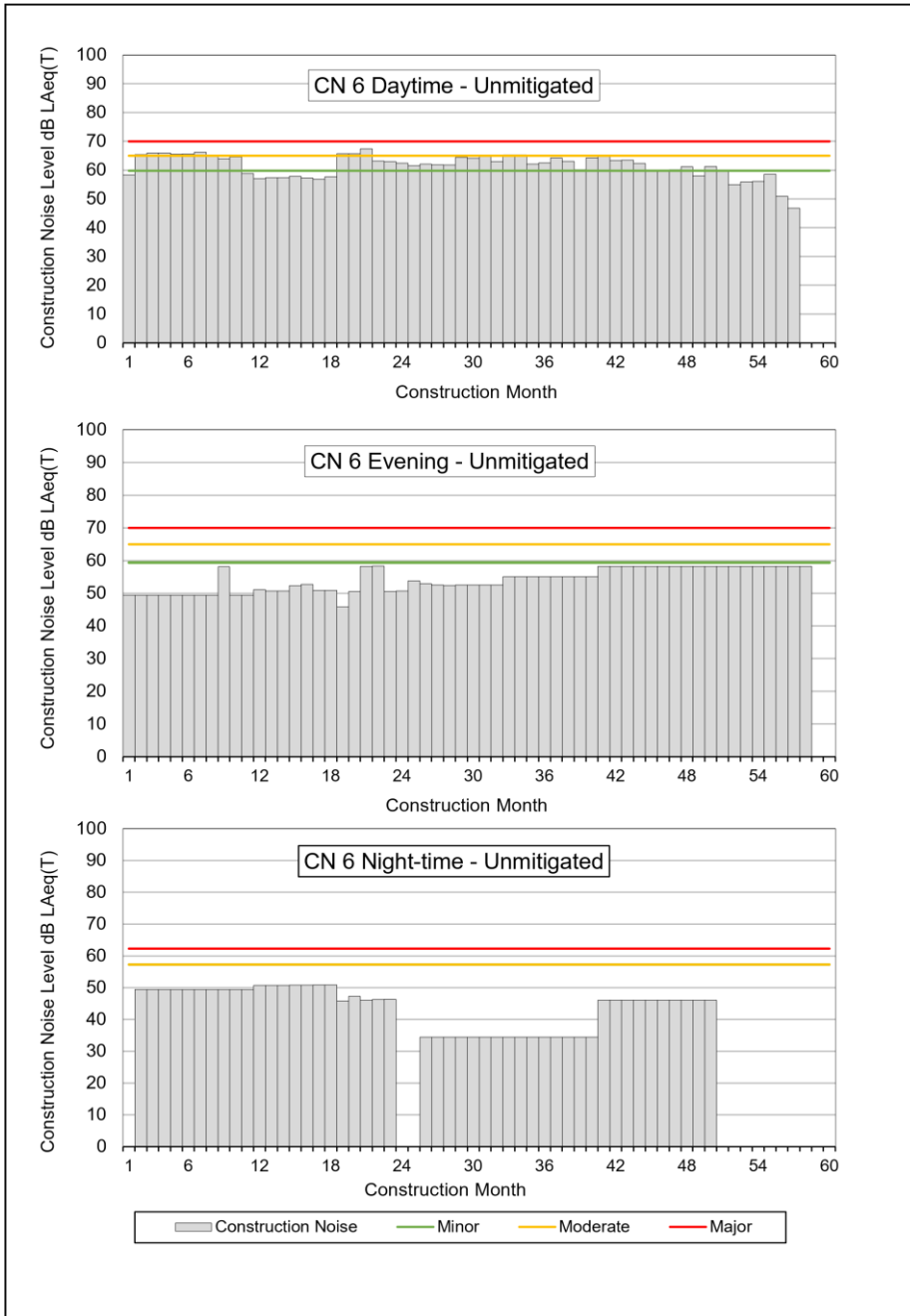
Graphical Representation of Unmitigated Construction Noise Levels at CN 5



Unmitigated Construction Noise Levels at CN 5

Predicted Daytime Construction Noise Levels												
Construction Month	1	2	3	4	5	6	7	8	9	10	11	12
dB LAeq(T)	41	47	53	49	53	49	50	42	66	53	62	67
Construction Month	13	14	15	16	17	18	19	20	21	22	23	24
dB LAeq(T)	61	61	55	56	61	64	62	65	61	62	65	56
Construction Month	25	26	27	28	29	30	31	32	33	34	35	36
dB LAeq(T)	59	35	39	49	52	59	60	59	60	61	63	57
Construction Month	37	38	39	40	41	42	43	44	45	46	47	48
dB LAeq(T)	62	57	58	63	59	62	62	55	57	54	55	56
Construction Month	49	50	51	52	53	54	55	56	57	58	59	60
dB LAeq(T)	57	58	54	0	0	0	0	0	0	0	0	0
Predicted Evening Construction Noise Levels												
Construction Month	1	2	3	4	5	6	7	8	9	10	11	12
dB LAeq(T)	37	37	37	37	37	37	58	37	52	37	37	51
Construction Month	13	14	15	16	17	18	19	20	21	22	23	24
dB LAeq(T)	37	37	37	50	48	47	0	0	0	41	0	0
Construction Month	25	26	27	28	29	30	31	32	33	34	35	36
dB LAeq(T)	0	0	0	37	37	37	37	37	43	43	43	43
Construction Month	37	38	39	40	41	42	43	44	45	46	47	48
dB LAeq(T)	43	43	43	43	0	0	0	0	0	0	0	0
Construction Month	49	50	51	52	53	54	55	56	57	58	59	60
dB LAeq(T)	0	0	0	0	0	0	0	0	0	0	0	0
Predicted Night-time Construction Noise Levels												
Construction Month	1	2	3	4	5	6	7	8	9	10	11	12
dB LAeq(T)	0	37	37	37	37	37	58	37	37	37	37	37
Construction Month	13	14	15	16	17	18	19	20	21	22	23	24
dB LAeq(T)	37	37	37	37	37	37	0	0	0	0	0	0
Construction Month	25	26	27	28	29	30	31	32	33	34	35	36
dB LAeq(T)	0	0	0	37	37	37	37	37	37	37	37	37
Construction Month	37	38	39	40	41	42	43	44	45	46	47	48
dB LAeq(T)	37	37	37	37	0	0	0	0	0	0	0	0
Construction Month	49	50	51	52	53	54	55	56	57	58	59	60
dB LAeq(T)	0	0	0	0	0	0	0	0	0	0	0	0

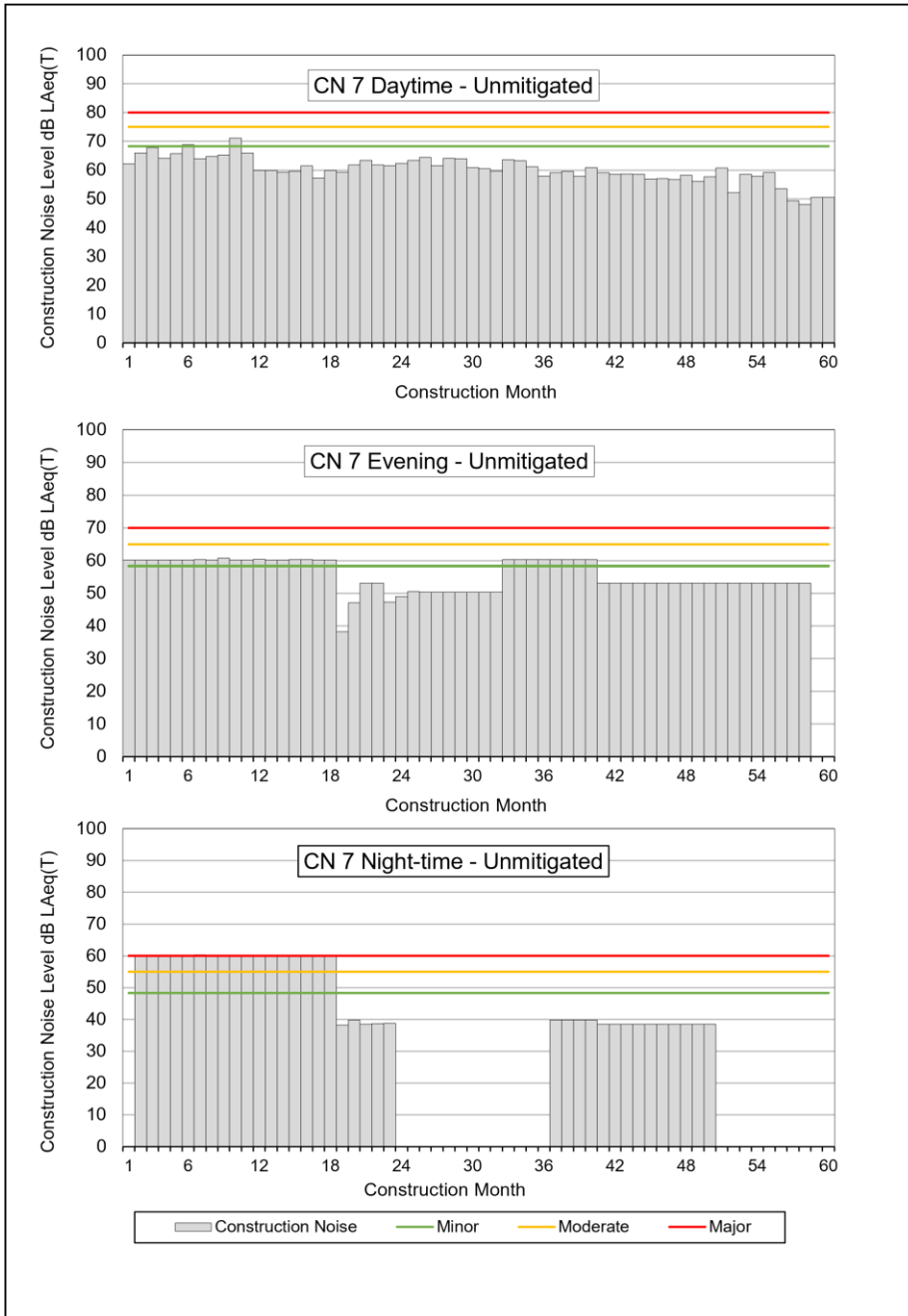
Graphical Representation of Unmitigated Construction Noise Levels at CN 6



Unmitigated Construction Noise Levels at CN 6

Predicted Daytime Construction Noise Levels												
Construction Month	1	2	3	4	5	6	7	8	9	10	11	12
dB LAeq(T)	58	65	66	66	66	66	66	65	64	65	59	57
Construction Month	13	14	15	16	17	18	19	20	21	22	23	24
dB LAeq(T)	57	57	58	57	57	58	66	66	67	63	63	62
Construction Month	25	26	27	28	29	30	31	32	33	34	35	36
dB LAeq(T)	62	62	62	62	65	64	65	63	65	65	62	63
Construction Month	37	38	39	40	41	42	43	44	45	46	47	48
dB LAeq(T)	64	63	60	64	65	63	64	62	60	60	60	61
Construction Month	49	50	51	52	53	54	55	56	57	58	59	60
dB LAeq(T)	58	61	60	55	56	56	59	51	47	0	0	0
Predicted Evening Construction Noise Levels												
Construction Month	1	2	3	4	5	6	7	8	9	10	11	12
dB LAeq(T)	49	49	49	49	49	49	49	49	58	49	49	51
Construction Month	13	14	15	16	17	18	19	20	21	22	23	24
dB LAeq(T)	51	51	52	53	51	51	46	51	58	58	51	51
Construction Month	25	26	27	28	29	30	31	32	33	34	35	36
dB LAeq(T)	54	53	53	52	53	53	53	53	55	55	55	55
Construction Month	37	38	39	40	41	42	43	44	45	46	47	48
dB LAeq(T)	55	55	55	55	58	58	58	58	58	58	58	58
Construction Month	49	50	51	52	53	54	55	56	57	58	59	60
dB LAeq(T)	58	58	58	58	58	58	58	58	58	58	0	0
Predicted Night-time Construction Noise Levels												
Construction Month	1	2	3	4	5	6	7	8	9	10	11	12
dB LAeq(T)	0	49	49	49	49	49	49	49	49	49	49	51
Construction Month	13	14	15	16	17	18	19	20	21	22	23	24
dB LAeq(T)	51	51	51	51	51	51	46	47	46	46	46	0
Construction Month	25	26	27	28	29	30	31	32	33	34	35	36
dB LAeq(T)	0	34	34	34	34	34	34	34	34	34	34	34
Construction Month	37	38	39	40	41	42	43	44	45	46	47	48
dB LAeq(T)	34	34	34	34	46	46	46	46	46	46	46	46
Construction Month	49	50	51	52	53	54	55	56	57	58	59	60
dB LAeq(T)	46	46	0	0	0	0	0	0	0	0	0	0

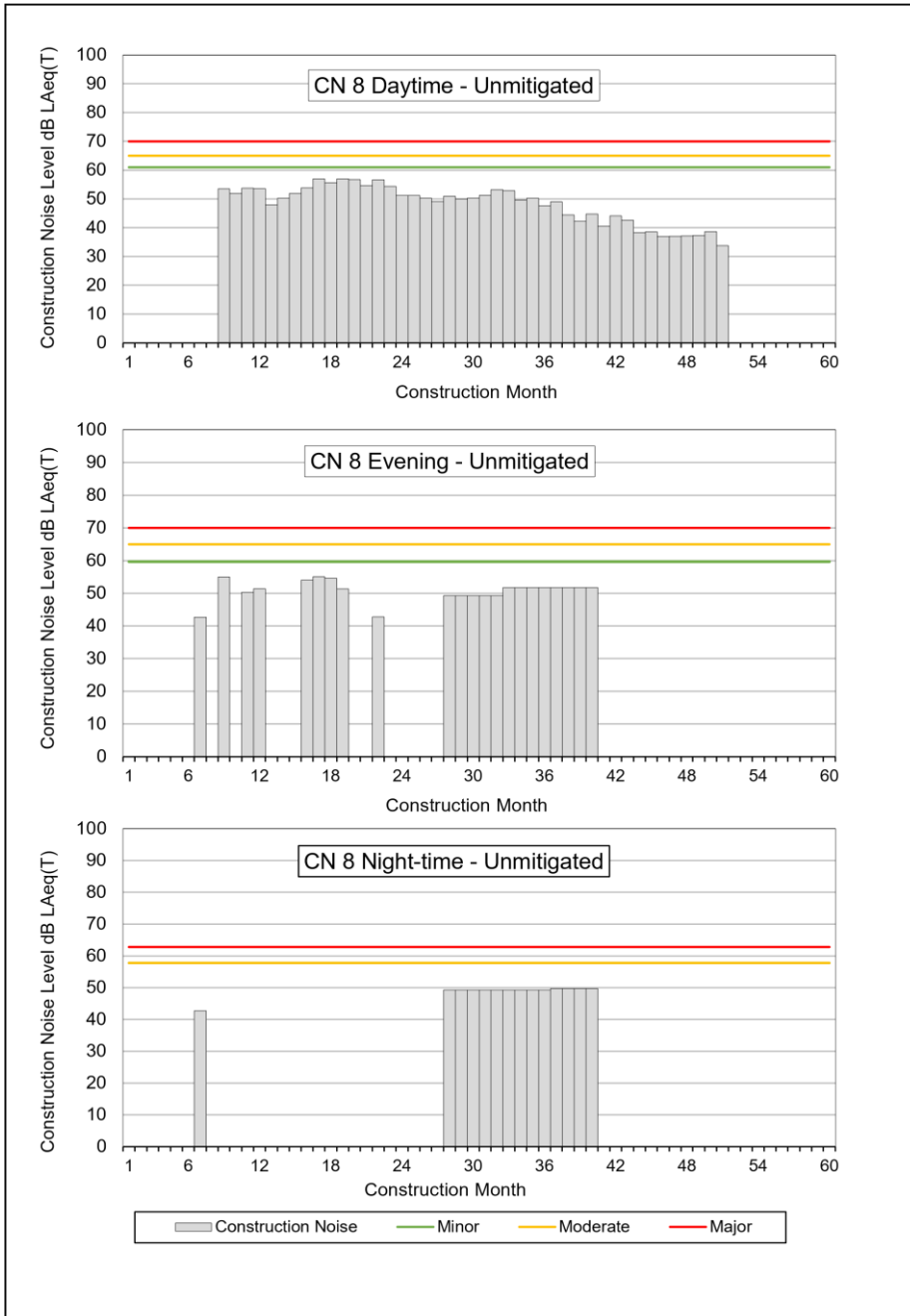
Graphical Representation of Unmitigated Construction Noise Levels at CN 7



Unmitigated Construction Noise Levels at CN 7

Predicted Daytime Construction Noise Levels												
Construction Month	1	2	3	4	5	6	7	8	9	10	11	12
dB LAeq(T)	62	66	68	64	66	69	64	65	65	71	66	60
Construction Month	13	14	15	16	17	18	19	20	21	22	23	24
dB LAeq(T)	60	59	60	62	57	60	59	62	63	62	62	62
Construction Month	25	26	27	28	29	30	31	32	33	34	35	36
dB LAeq(T)	63	65	62	64	64	61	61	60	64	63	61	58
Construction Month	37	38	39	40	41	42	43	44	45	46	47	48
dB LAeq(T)	59	60	58	61	59	59	59	59	57	57	57	58
Construction Month	49	50	51	52	53	54	55	56	57	58	59	60
dB LAeq(T)	56	58	61	52	59	58	59	54	49	48	51	51
Predicted Evening Construction Noise Levels												
Construction Month	1	2	3	4	5	6	7	8	9	10	11	12
dB LAeq(T)	60	60	60	60	60	60	60	60	61	60	60	60
Construction Month	13	14	15	16	17	18	19	20	21	22	23	24
dB LAeq(T)	60	60	60	60	60	60	38	47	53	53	47	49
Construction Month	25	26	27	28	29	30	31	32	33	34	35	36
dB LAeq(T)	51	50	50	50	50	50	50	50	60	60	60	60
Construction Month	37	38	39	40	41	42	43	44	45	46	47	48
dB LAeq(T)	60	60	60	60	53	53	53	53	53	53	53	53
Construction Month	49	50	51	52	53	54	55	56	57	58	59	60
dB LAeq(T)	53	53	53	53	53	53	53	53	53	53	0	0
Predicted Night-time Construction Noise Levels												
Construction Month	1	2	3	4	5	6	7	8	9	10	11	12
dB LAeq(T)	0	60	60	60	60	60	60	60	60	60	60	60
Construction Month	13	14	15	16	17	18	19	20	21	22	23	24
dB LAeq(T)	60	60	60	60	60	60	38	40	39	39	39	0
Construction Month	25	26	27	28	29	30	31	32	33	34	35	36
dB LAeq(T)	0	0	0	0	0	0	0	0	0	0	0	0
Construction Month	37	38	39	40	41	42	43	44	45	46	47	48
dB LAeq(T)	40	40	40	40	39	39	39	39	39	39	39	39
Construction Month	49	50	51	52	53	54	55	56	57	58	59	60
dB LAeq(T)	39	39	0	0	0	0	0	0	0	0	0	0

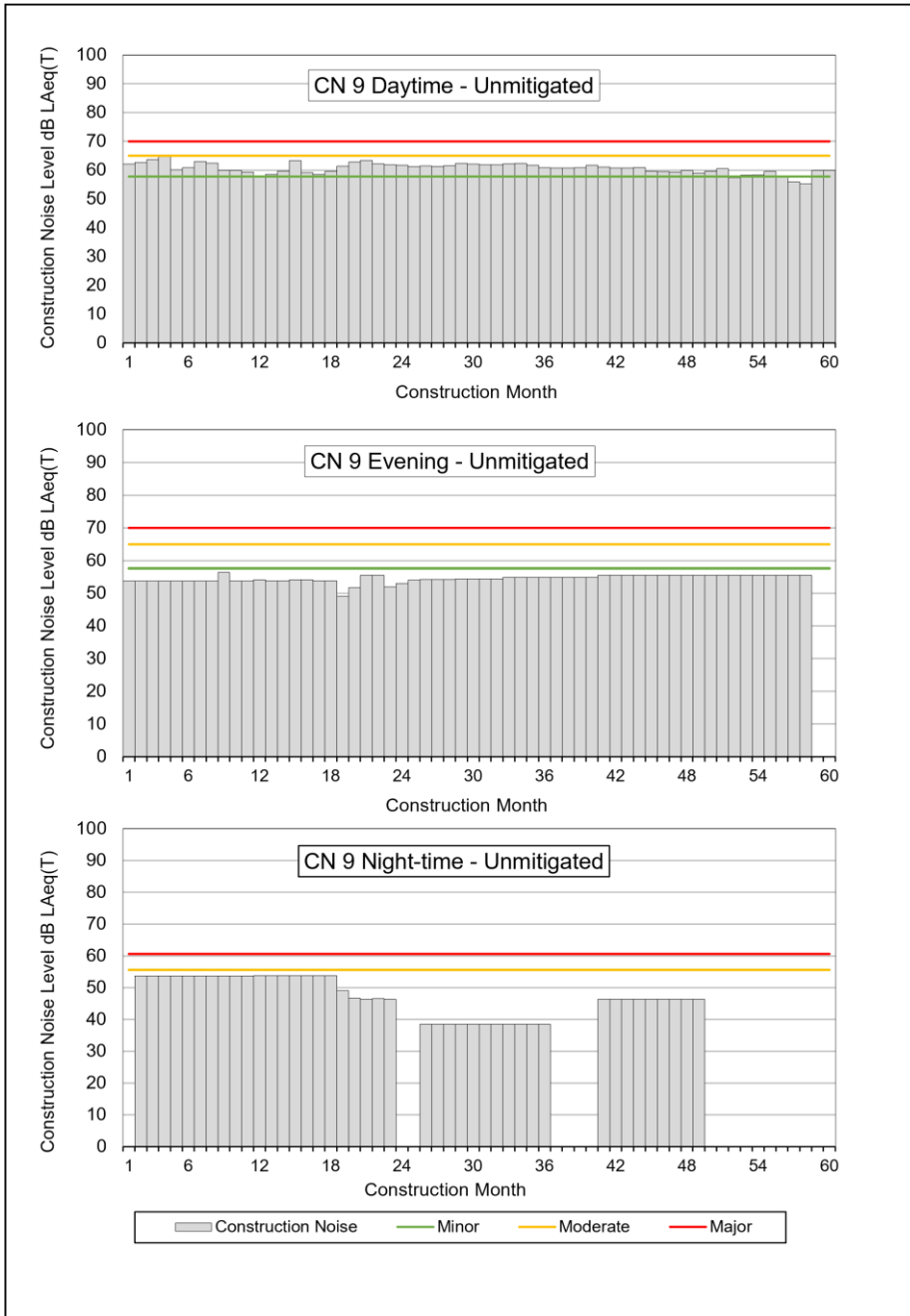
Graphical Representation of Unmitigated Construction Noise Levels at CN 8



Unmitigated Construction Noise Levels at CN 8

Predicted Daytime Construction Noise Levels												
Construction Month	1	2	3	4	5	6	7	8	9	10	11	12
dB LAeq(T)	0	0	0	0	0	0	0	0	54	52	54	54
Construction Month	13	14	15	16	17	18	19	20	21	22	23	24
dB LAeq(T)	48	50	52	54	57	56	57	57	55	57	54	51
Construction Month	25	26	27	28	29	30	31	32	33	34	35	36
dB LAeq(T)	51	50	49	51	50	50	51	53	53	50	50	48
Construction Month	37	38	39	40	41	42	43	44	45	46	47	48
dB LAeq(T)	49	44	42	45	41	44	43	38	39	37	37	37
Construction Month	49	50	51	52	53	54	55	56	57	58	59	60
dB LAeq(T)	37	39	34	0	0	0	0	0	0	0	0	0
Predicted Evening Construction Noise Levels												
Construction Month	1	2	3	4	5	6	7	8	9	10	11	12
dB LAeq(T)	0	0	0	0	0	0	43	0	55	0	50	51
Construction Month	13	14	15	16	17	18	19	20	21	22	23	24
dB LAeq(T)	0	0	0	54	55	55	51	0	0	43	0	0
Construction Month	25	26	27	28	29	30	31	32	33	34	35	36
dB LAeq(T)	0	0	0	49	49	49	49	49	52	52	52	52
Construction Month	37	38	39	40	41	42	43	44	45	46	47	48
dB LAeq(T)	52	52	52	52	0	0	0	0	0	0	0	0
Construction Month	49	50	51	52	53	54	55	56	57	58	59	60
dB LAeq(T)	0	0	0	0	0	0	0	0	0	0	0	0
Predicted Night-time Construction Noise Levels												
Construction Month	1	2	3	4	5	6	7	8	9	10	11	12
dB LAeq(T)	0	0	0	0	0	0	43	0	0	0	0	0
Construction Month	13	14	15	16	17	18	19	20	21	22	23	24
dB LAeq(T)	0	0	0	0	0	0	0	0	0	0	0	0
Construction Month	25	26	27	28	29	30	31	32	33	34	35	36
dB LAeq(T)	0	0	0	49	49	49	49	49	49	49	49	49
Construction Month	37	38	39	40	41	42	43	44	45	46	47	48
dB LAeq(T)	50	50	50	50	0	0	0	0	0	0	0	0
Construction Month	49	50	51	52	53	54	55	56	57	58	59	60
dB LAeq(T)	0	0	0	0	0	0	0	0	0	0	0	0

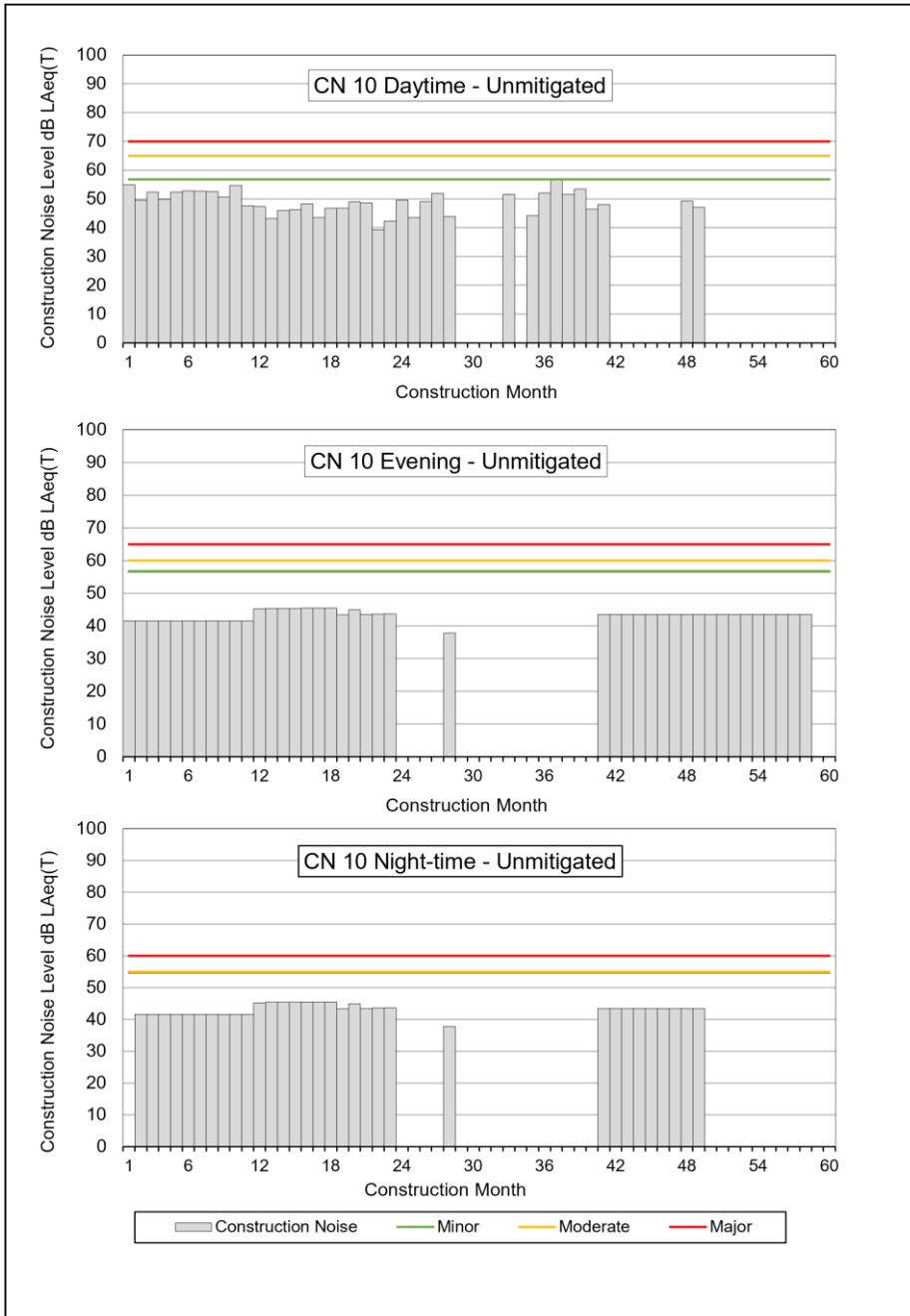
Graphical Representation of Unmitigated Construction Noise Levels at CN 9



Unmitigated Construction Noise Levels at CN 9

Predicted Daytime Construction Noise Levels												
Construction Month	1	2	3	4	5	6	7	8	9	10	11	12
dB LAeq(T)	62	63	64	65	60	61	63	62	60	60	59	58
Construction Month	13	14	15	16	17	18	19	20	21	22	23	24
dB LAeq(T)	59	60	63	59	59	60	61	63	63	62	62	62
Construction Month	25	26	27	28	29	30	31	32	33	34	35	36
dB LAeq(T)	61	62	61	62	62	62	62	62	62	62	62	61
Construction Month	37	38	39	40	41	42	43	44	45	46	47	48
dB LAeq(T)	61	61	61	62	61	61	61	61	60	59	59	60
Construction Month	49	50	51	52	53	54	55	56	57	58	59	60
dB LAeq(T)	59	60	61	57	58	58	60	58	56	55	60	60
Predicted Evening Construction Noise Levels												
Construction Month	1	2	3	4	5	6	7	8	9	10	11	12
dB LAeq(T)	54	54	54	54	54	54	54	54	56	54	54	54
Construction Month	13	14	15	16	17	18	19	20	21	22	23	24
dB LAeq(T)	54	54	54	54	54	54	49	52	56	56	52	53
Construction Month	25	26	27	28	29	30	31	32	33	34	35	36
dB LAeq(T)	54	54	54	54	54	54	54	54	55	55	55	55
Construction Month	37	38	39	40	41	42	43	44	45	46	47	48
dB LAeq(T)	55	55	55	55	56	56	56	56	56	56	56	56
Construction Month	49	50	51	52	53	54	55	56	57	58	59	60
dB LAeq(T)	56	56	56	56	56	56	56	56	56	56	0	0
Predicted Night-time Construction Noise Levels												
Construction Month	1	2	3	4	5	6	7	8	9	10	11	12
dB LAeq(T)	0	54	54	54	54	54	54	54	54	54	54	54
Construction Month	13	14	15	16	17	18	19	20	21	22	23	24
dB LAeq(T)	54	54	54	54	54	54	49	47	46	47	46	0
Construction Month	25	26	27	28	29	30	31	32	33	34	35	36
dB LAeq(T)	0	39	39	39	39	39	39	39	39	39	39	39
Construction Month	37	38	39	40	41	42	43	44	45	46	47	48
dB LAeq(T)	0	0	0	0	46	46	46	46	46	46	46	46
Construction Month	49	50	51	52	53	54	55	56	57	58	59	60
dB LAeq(T)	46	0	0	0	0	0	0	0	0	0	0	0

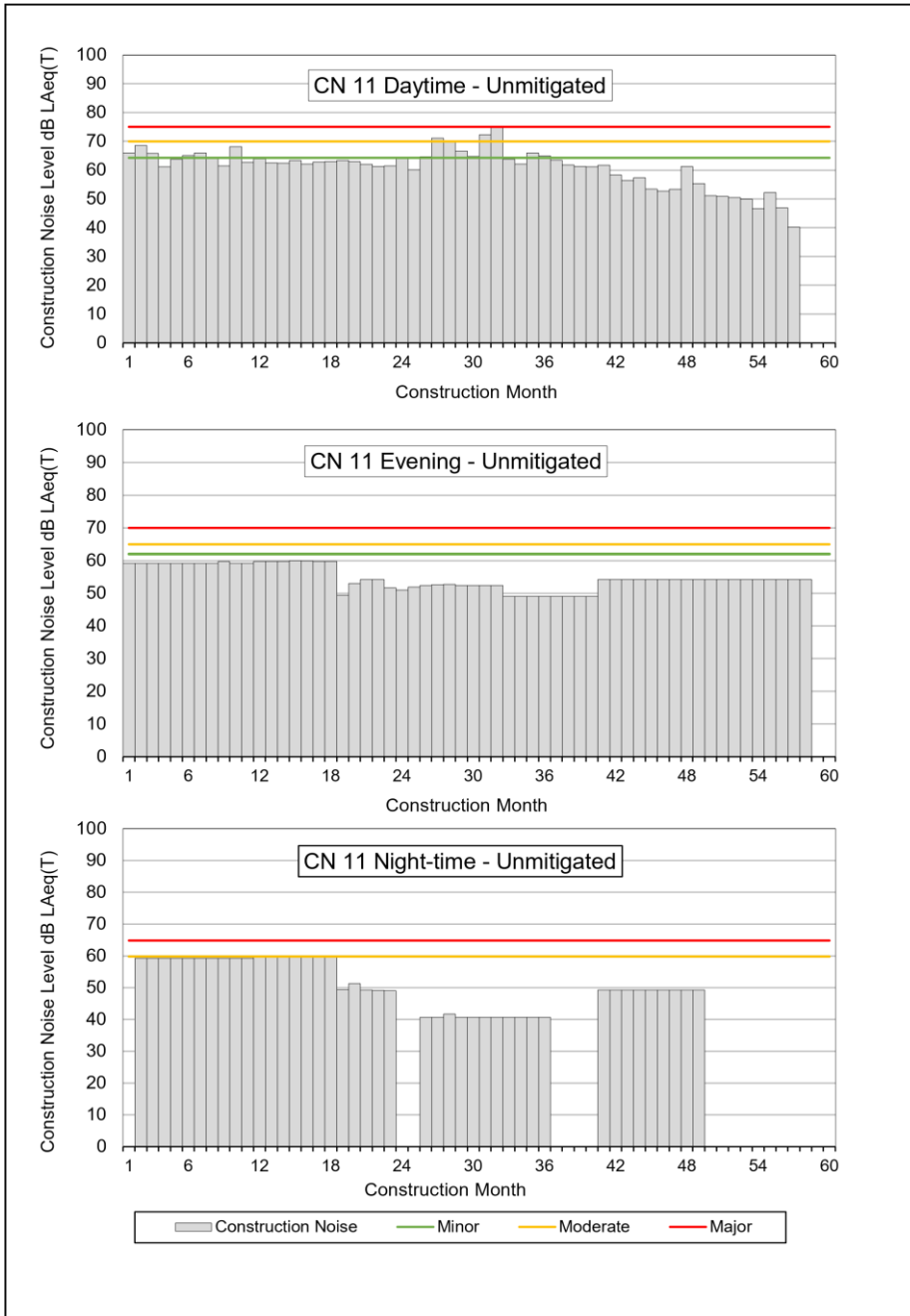
Graphical Representation of Unmitigated Construction Noise Levels at CN 10



Unmitigated Construction Noise Levels at CN 10

Predicted Daytime Construction Noise Levels												
Construction Month	1	2	3	4	5	6	7	8	9	10	11	12
dB LAeq(T)	55	50	52	50	52	53	53	53	51	55	48	47
Construction Month	13	14	15	16	17	18	19	20	21	22	23	24
dB LAeq(T)	43	46	46	48	44	47	47	49	49	39	42	50
Construction Month	25	26	27	28	29	30	31	32	33	34	35	36
dB LAeq(T)	44	49	52	44	0	0	0	0	52	0	44	52
Construction Month	37	38	39	40	41	42	43	44	45	46	47	48
dB LAeq(T)	57	52	53	47	48	0	0	0	0	0	0	49
Construction Month	49	50	51	52	53	54	55	56	57	58	59	60
dB LAeq(T)	47	0	0	0	0	0	0	0	0	0	0	0
Predicted Evening Construction Noise Levels												
Construction Month	1	2	3	4	5	6	7	8	9	10	11	12
dB LAeq(T)	42	42	42	42	42	42	42	42	42	42	42	45
Construction Month	13	14	15	16	17	18	19	20	21	22	23	24
dB LAeq(T)	45	45	45	46	46	46	43	45	44	44	44	0
Construction Month	25	26	27	28	29	30	31	32	33	34	35	36
dB LAeq(T)	0	0	0	38	0	0	0	0	0	0	0	0
Construction Month	37	38	39	40	41	42	43	44	45	46	47	48
dB LAeq(T)	0	0	0	0	44	44	44	44	44	44	44	44
Construction Month	49	50	51	52	53	54	55	56	57	58	59	60
dB LAeq(T)	44	44	44	44	44	44	44	44	44	44	0	0
Predicted Night-time Construction Noise Levels												
Construction Month	1	2	3	4	5	6	7	8	9	10	11	12
dB LAeq(T)	0	42	42	42	42	42	42	42	42	42	42	45
Construction Month	13	14	15	16	17	18	19	20	21	22	23	24
dB LAeq(T)	45	45	45	46	46	46	43	45	44	44	44	0
Construction Month	25	26	27	28	29	30	31	32	33	34	35	36
dB LAeq(T)	0	0	0	38	0	0	0	0	0	0	0	0
Construction Month	37	38	39	40	41	42	43	44	45	46	47	48
dB LAeq(T)	0	0	0	0	44	44	44	44	44	44	44	44
Construction Month	49	50	51	52	53	54	55	56	57	58	59	60
dB LAeq(T)	44	0	0	0	0	0	0	0	0	0	0	0

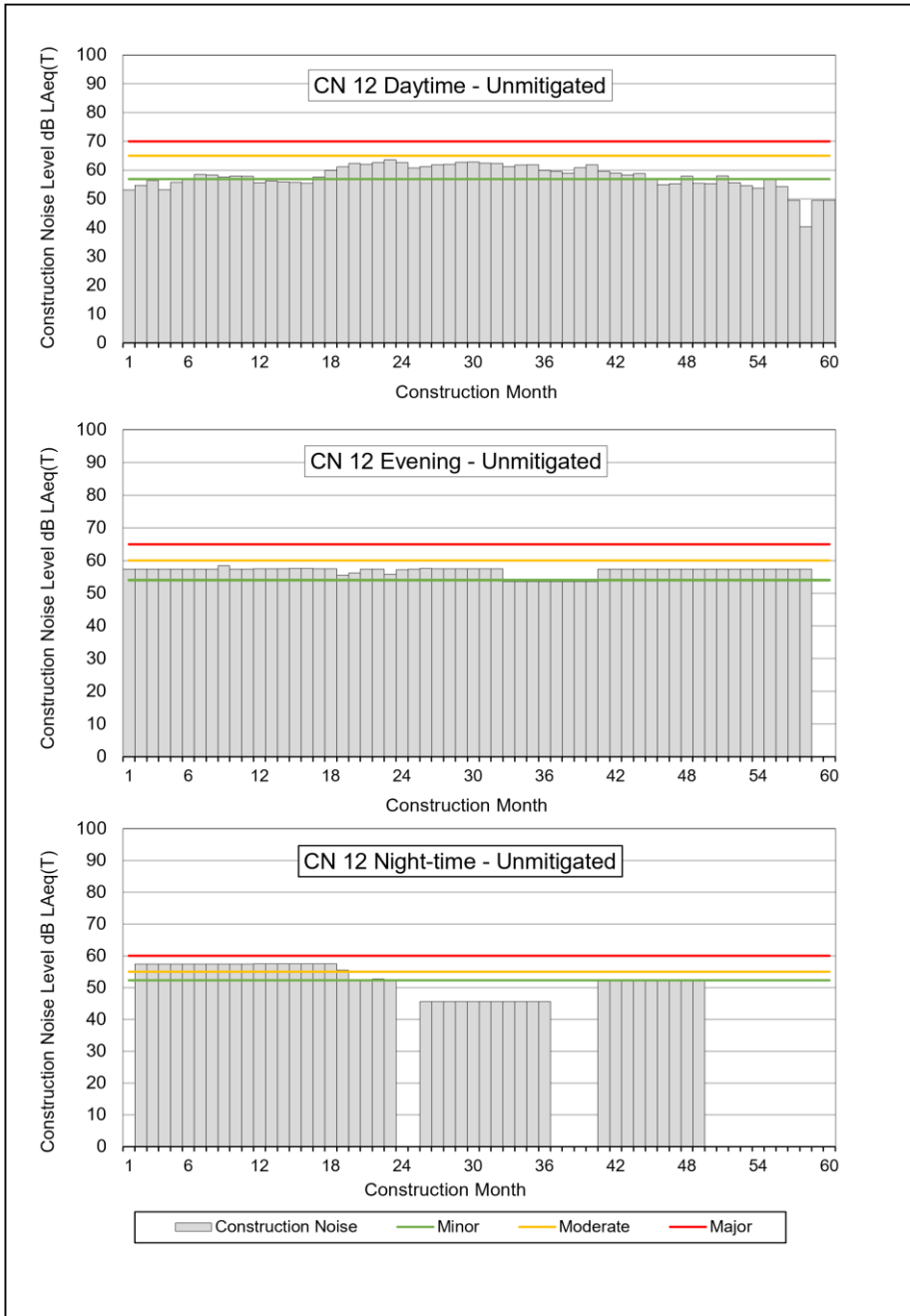
Graphical Representation of Unmitigated Construction Noise Levels at CN 11



Unmitigated Construction Noise Levels at CN 11

Predicted Daytime Construction Noise Levels												
Construction Month	1	2	3	4	5	6	7	8	9	10	11	12
dB LAeq(T)	66	69	66	61	64	65	66	64	62	68	63	64
Construction Month	13	14	15	16	17	18	19	20	21	22	23	24
dB LAeq(T)	63	62	63	62	63	63	63	63	62	61	62	64
Construction Month	25	26	27	28	29	30	31	32	33	34	35	36
dB LAeq(T)	60	65	71	70	67	65	72	75	64	62	66	65
Construction Month	37	38	39	40	41	42	43	44	45	46	47	48
dB LAeq(T)	64	62	61	61	62	58	56	57	53	53	53	61
Construction Month	49	50	51	52	53	54	55	56	57	58	59	60
dB LAeq(T)	55	51	51	50	50	47	52	47	40	0	0	0
Predicted Evening Construction Noise Levels												
Construction Month	1	2	3	4	5	6	7	8	9	10	11	12
dB LAeq(T)	59	59	59	59	59	59	59	59	60	59	59	60
Construction Month	13	14	15	16	17	18	19	20	21	22	23	24
dB LAeq(T)	60	60	60	60	60	60	49	53	54	54	52	51
Construction Month	25	26	27	28	29	30	31	32	33	34	35	36
dB LAeq(T)	52	52	53	53	52	52	52	52	49	49	49	49
Construction Month	37	38	39	40	41	42	43	44	45	46	47	48
dB LAeq(T)	49	49	49	49	54	54	54	54	54	54	54	54
Construction Month	49	50	51	52	53	54	55	56	57	58	59	60
dB LAeq(T)	54	54	54	54	54	54	54	54	54	54	0	0
Predicted Night-time Construction Noise Levels												
Construction Month	1	2	3	4	5	6	7	8	9	10	11	12
dB LAeq(T)	0	59	59	59	59	59	59	59	59	59	59	60
Construction Month	13	14	15	16	17	18	19	20	21	22	23	24
dB LAeq(T)	60	60	60	60	60	60	49	51	49	49	49	0
Construction Month	25	26	27	28	29	30	31	32	33	34	35	36
dB LAeq(T)	0	41	41	42	41	41	41	41	41	41	41	41
Construction Month	37	38	39	40	41	42	43	44	45	46	47	48
dB LAeq(T)	0	0	0	0	49	49	49	49	49	49	49	49
Construction Month	49	50	51	52	53	54	55	56	57	58	59	60
dB LAeq(T)	49	0	0	0	0	0	0	0	0	0	0	0

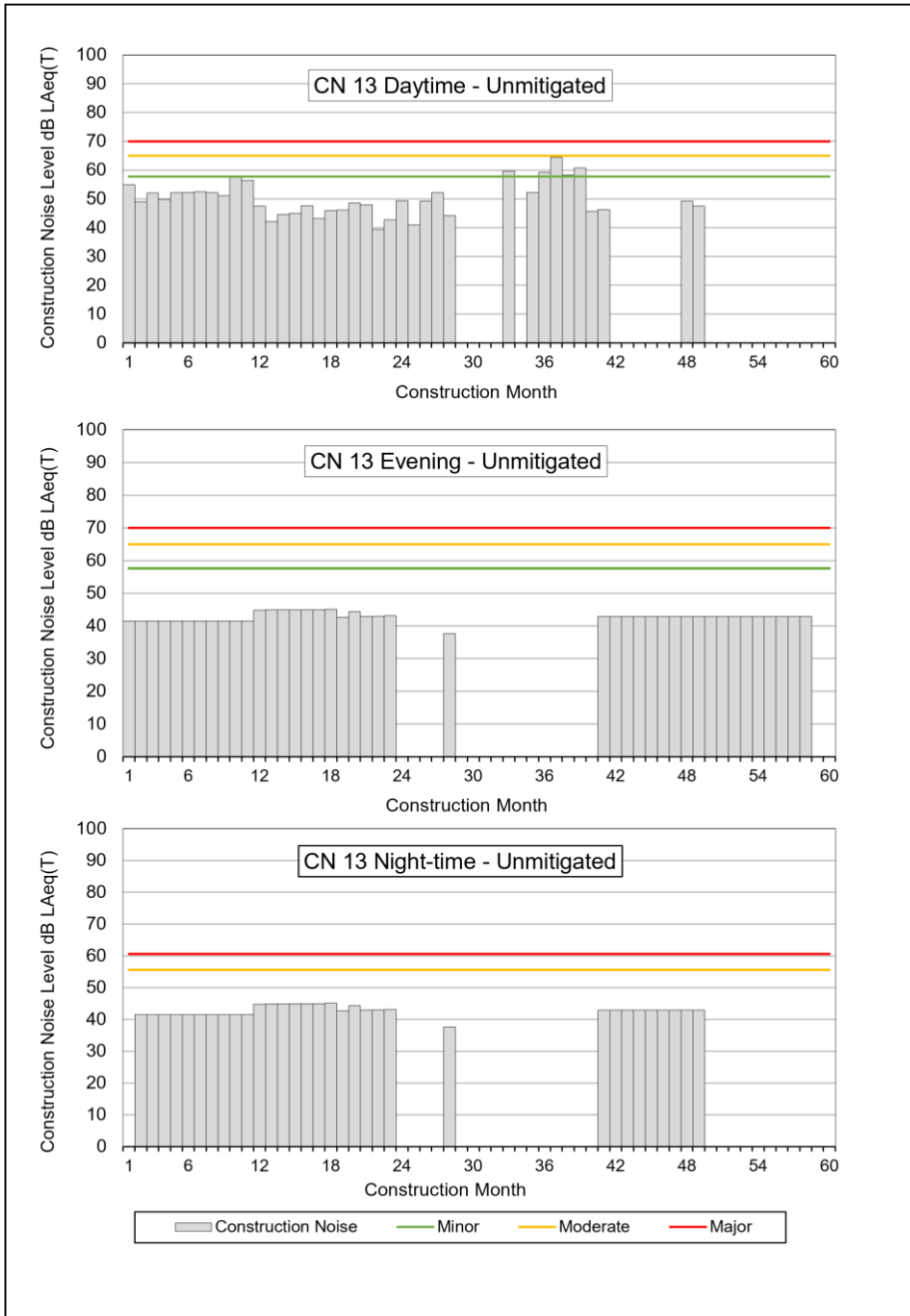
Graphical Representation of Unmitigated Construction Noise Levels at CN 12



Unmitigated Construction Noise Levels at CN 12

Predicted Daytime Construction Noise Levels												
Construction Month	1	2	3	4	5	6	7	8	9	10	11	12
dB LAeq(T)	53	55	56	53	56	57	59	58	58	58	58	56
Construction Month	13	14	15	16	17	18	19	20	21	22	23	24
dB LAeq(T)	56	56	56	56	58	60	61	62	62	63	64	63
Construction Month	25	26	27	28	29	30	31	32	33	34	35	36
dB LAeq(T)	61	61	62	62	63	63	62	62	61	62	62	60
Construction Month	37	38	39	40	41	42	43	44	45	46	47	48
dB LAeq(T)	60	59	61	62	60	59	58	59	57	55	55	58
Construction Month	49	50	51	52	53	54	55	56	57	58	59	60
dB LAeq(T)	56	55	58	56	55	54	57	54	50	40	50	50
Predicted Evening Construction Noise Levels												
Construction Month	1	2	3	4	5	6	7	8	9	10	11	12
dB LAeq(T)	57	57	57	57	57	57	57	57	59	57	57	58
Construction Month	13	14	15	16	17	18	19	20	21	22	23	24
dB LAeq(T)	58	58	58	58	58	58	56	56	57	57	56	57
Construction Month	25	26	27	28	29	30	31	32	33	34	35	36
dB LAeq(T)	57	58	58	58	58	58	58	58	54	54	54	54
Construction Month	37	38	39	40	41	42	43	44	45	46	47	48
dB LAeq(T)	54	54	54	54	57	57	57	57	57	57	57	57
Construction Month	49	50	51	52	53	54	55	56	57	58	59	60
dB LAeq(T)	57	57	57	57	57	57	57	57	57	57	0	0
Predicted Night-time Construction Noise Levels												
Construction Month	1	2	3	4	5	6	7	8	9	10	11	12
dB LAeq(T)	0	57	57	57	57	57	57	57	57	57	57	58
Construction Month	13	14	15	16	17	18	19	20	21	22	23	24
dB LAeq(T)	58	58	58	58	58	58	56	52	52	53	52	0
Construction Month	25	26	27	28	29	30	31	32	33	34	35	36
dB LAeq(T)	0	46	46	46	46	46	46	46	46	46	46	46
Construction Month	37	38	39	40	41	42	43	44	45	46	47	48
dB LAeq(T)	0	0	0	0	52	52	52	52	52	52	52	52
Construction Month	49	50	51	52	53	54	55	56	57	58	59	60
dB LAeq(T)	52	0	0	0	0	0	0	0	0	0	0	0

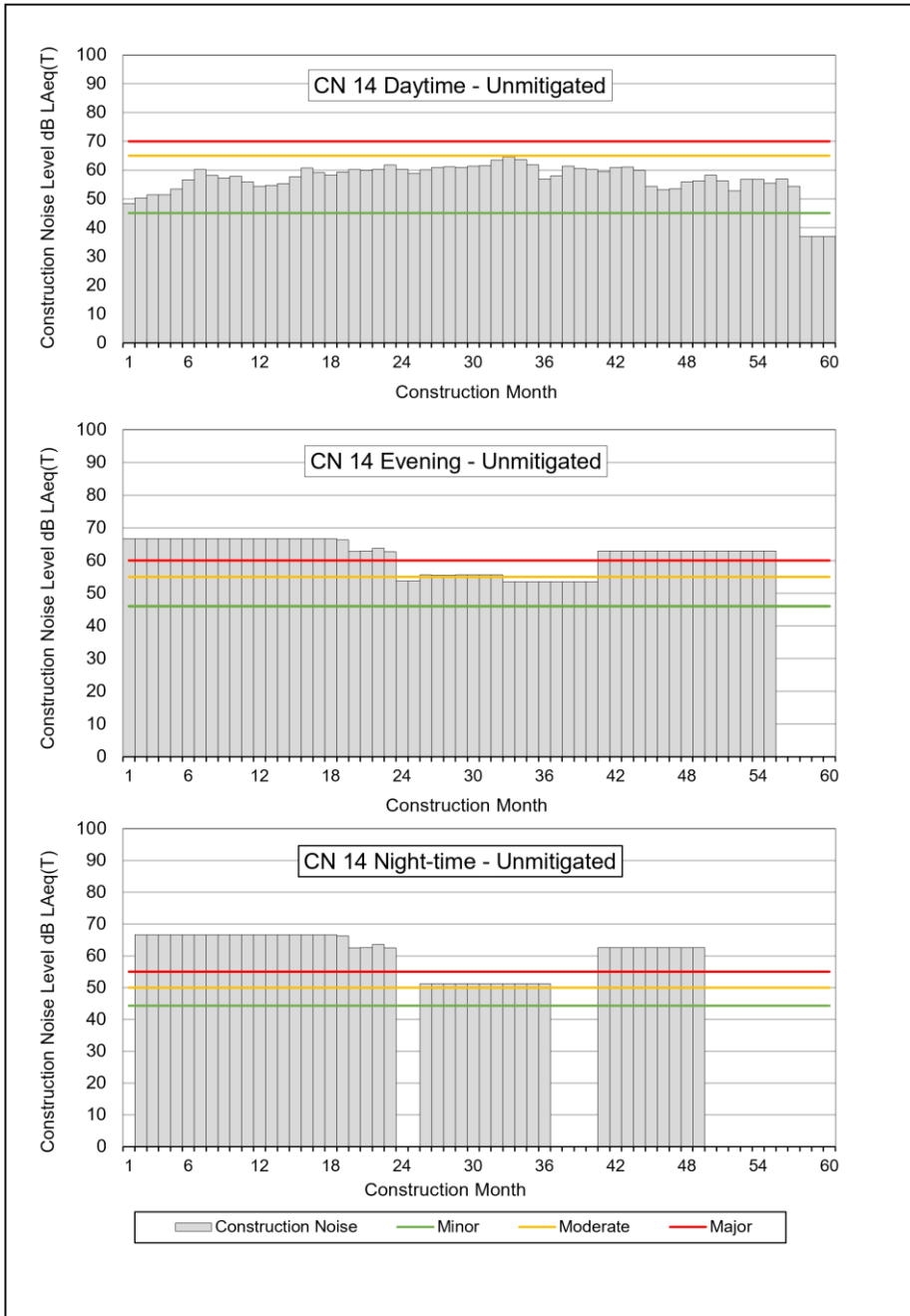
Graphical Representation of Unmitigated Construction Noise Levels at CN 13



Unmitigated Construction Noise Levels at CN 13

Predicted Daytime Construction Noise Levels												
Construction Month	1	2	3	4	5	6	7	8	9	10	11	12
dB LAeq(T)	55	49	52	50	52	52	53	52	51	58	56	48
Construction Month	13	14	15	16	17	18	19	20	21	22	23	24
dB LAeq(T)	42	45	45	48	43	46	46	49	48	39	43	49
Construction Month	25	26	27	28	29	30	31	32	33	34	35	36
dB LAeq(T)	41	49	52	44	0	0	0	0	60	0	52	59
Construction Month	37	38	39	40	41	42	43	44	45	46	47	48
dB LAeq(T)	65	58	61	46	46	0	0	0	0	0	0	49
Construction Month	49	50	51	52	53	54	55	56	57	58	59	60
dB LAeq(T)	48	0	0	0	0	0	0	0	0	0	0	0
Predicted Evening Construction Noise Levels												
Construction Month	1	2	3	4	5	6	7	8	9	10	11	12
dB LAeq(T)	42	42	42	42	42	42	42	42	42	42	42	45
Construction Month	13	14	15	16	17	18	19	20	21	22	23	24
dB LAeq(T)	45	45	45	45	45	45	43	44	43	43	43	0
Construction Month	25	26	27	28	29	30	31	32	33	34	35	36
dB LAeq(T)	0	0	0	38	0	0	0	0	0	0	0	0
Construction Month	37	38	39	40	41	42	43	44	45	46	47	48
dB LAeq(T)	0	0	0	0	43	43	43	43	43	43	43	43
Construction Month	49	50	51	52	53	54	55	56	57	58	59	60
dB LAeq(T)	43	43	43	43	43	43	43	43	43	43	0	0
Predicted Night-time Construction Noise Levels												
Construction Month	1	2	3	4	5	6	7	8	9	10	11	12
dB LAeq(T)	0	42	42	42	42	42	42	42	42	42	42	45
Construction Month	13	14	15	16	17	18	19	20	21	22	23	24
dB LAeq(T)	45	45	45	45	45	45	43	44	43	43	43	0
Construction Month	25	26	27	28	29	30	31	32	33	34	35	36
dB LAeq(T)	0	0	0	38	0	0	0	0	0	0	0	0
Construction Month	37	38	39	40	41	42	43	44	45	46	47	48
dB LAeq(T)	0	0	0	0	43	43	43	43	43	43	43	43
Construction Month	49	50	51	52	53	54	55	56	57	58	59	60
dB LAeq(T)	43	0	0	0	0	0	0	0	0	0	0	0

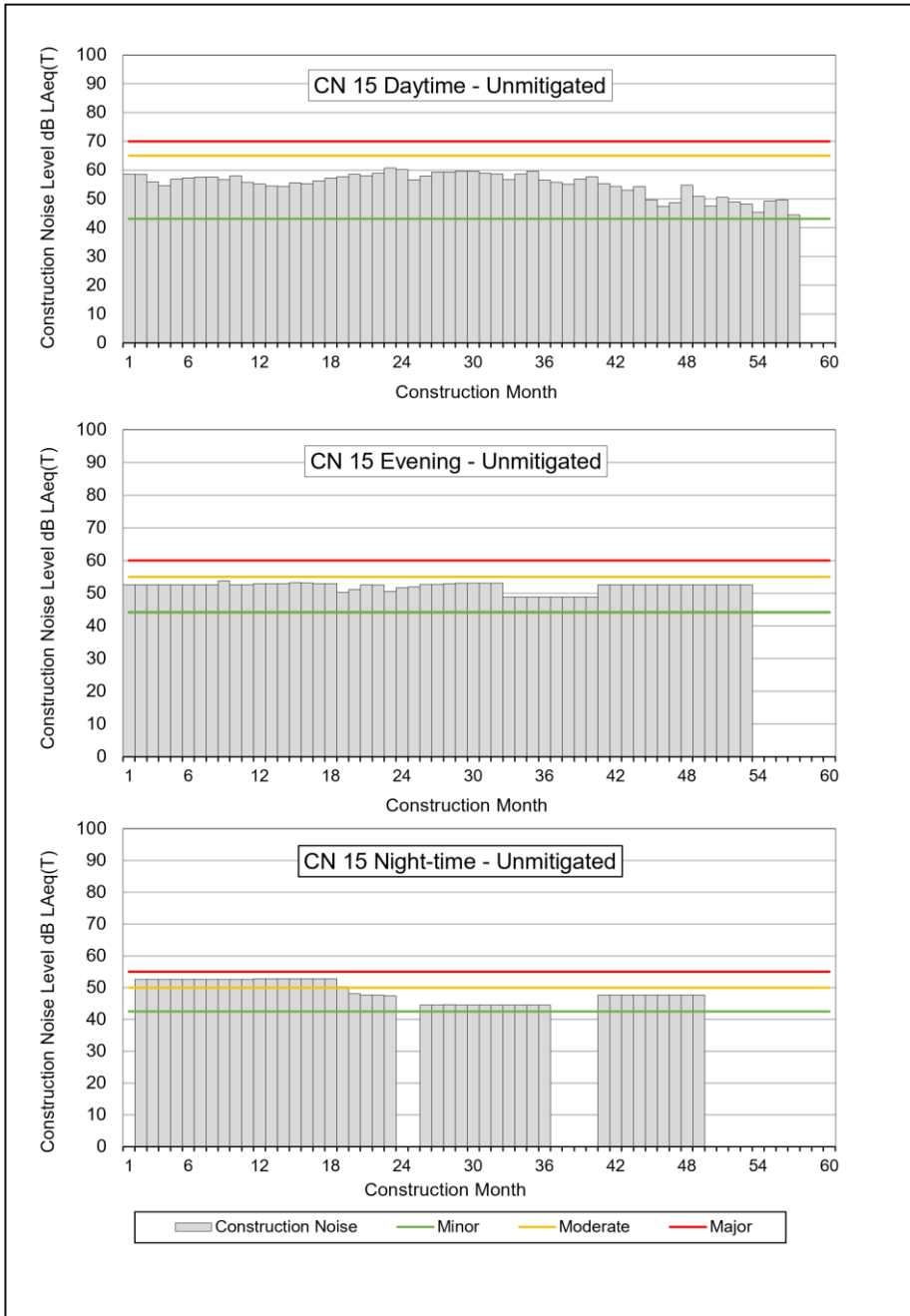
Graphical Representation of Unmitigated Construction Noise Levels at CN 14



Unmitigated Construction Noise Levels at CN 14

Predicted Daytime Construction Noise Levels												
Construction Month	1	2	3	4	5	6	7	8	9	10	11	12
dB LAeq(T)	48	50	51	51	53	57	60	58	57	58	56	54
Construction Month	13	14	15	16	17	18	19	20	21	22	23	24
dB LAeq(T)	55	55	58	61	59	58	59	60	60	60	62	60
Construction Month	25	26	27	28	29	30	31	32	33	34	35	36
dB LAeq(T)	59	60	61	61	61	61	62	64	65	64	62	57
Construction Month	37	38	39	40	41	42	43	44	45	46	47	48
dB LAeq(T)	58	61	61	60	59	61	61	60	54	53	54	56
Construction Month	49	50	51	52	53	54	55	56	57	58	59	60
dB LAeq(T)	56	58	56	53	57	57	56	57	54	37	37	37
Predicted Evening Construction Noise Levels												
Construction Month	1	2	3	4	5	6	7	8	9	10	11	12
dB LAeq(T)	67	67	67	67	67	67	67	67	67	67	67	67
Construction Month	13	14	15	16	17	18	19	20	21	22	23	24
dB LAeq(T)	67	67	67	67	67	67	66	63	63	64	63	54
Construction Month	25	26	27	28	29	30	31	32	33	34	35	36
dB LAeq(T)	54	56	56	56	56	56	56	56	54	54	54	54
Construction Month	37	38	39	40	41	42	43	44	45	46	47	48
dB LAeq(T)	54	54	54	54	63	63	63	63	63	63	63	63
Construction Month	49	50	51	52	53	54	55	56	57	58	59	60
dB LAeq(T)	63	63	63	63	63	63	63	0	0	0	0	0
Predicted Night-time Construction Noise Levels												
Construction Month	1	2	3	4	5	6	7	8	9	10	11	12
dB LAeq(T)	0	67	67	67	67	67	67	67	67	67	67	67
Construction Month	13	14	15	16	17	18	19	20	21	22	23	24
dB LAeq(T)	67	67	67	67	67	67	66	63	63	64	63	0
Construction Month	25	26	27	28	29	30	31	32	33	34	35	36
dB LAeq(T)	0	51	51	51	51	51	51	51	51	51	51	51
Construction Month	37	38	39	40	41	42	43	44	45	46	47	48
dB LAeq(T)	0	0	0	0	63	63	63	63	63	63	63	63
Construction Month	49	50	51	52	53	54	55	56	57	58	59	60
dB LAeq(T)	63	0	0	0	0	0	0	0	0	0	0	0

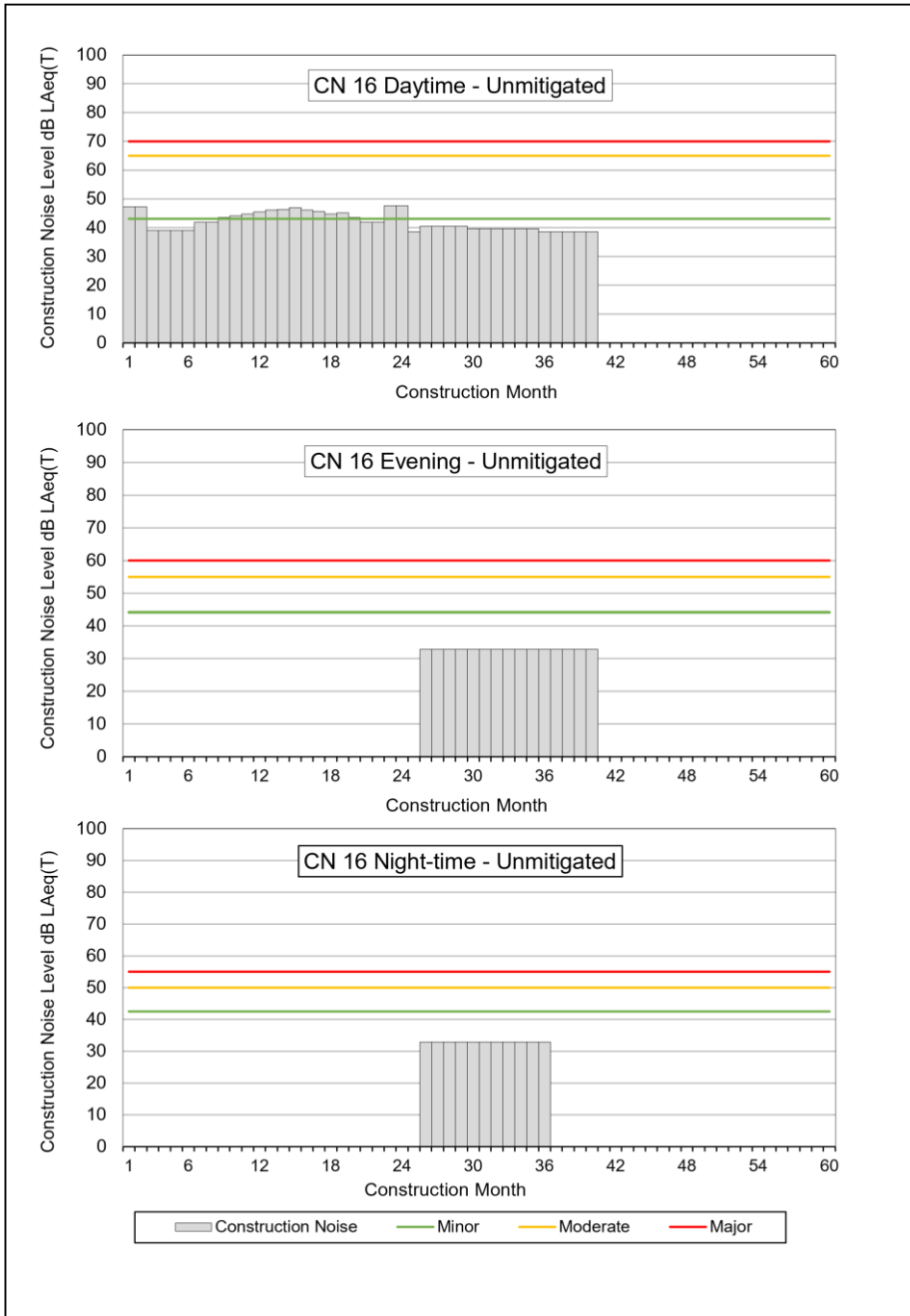
Graphical Representation of Unmitigated Construction Noise Levels at CN 15



Unmitigated Construction Noise Levels at CN 15

Predicted Daytime Construction Noise Levels												
Construction Month	1	2	3	4	5	6	7	8	9	10	11	12
dB LAeq(T)	59	59	56	55	57	57	58	58	57	58	56	55
Construction Month	13	14	15	16	17	18	19	20	21	22	23	24
dB LAeq(T)	55	54	56	55	56	57	58	59	58	59	61	60
Construction Month	25	26	27	28	29	30	31	32	33	34	35	36
dB LAeq(T)	57	58	59	59	60	60	59	59	57	59	60	57
Construction Month	37	38	39	40	41	42	43	44	45	46	47	48
dB LAeq(T)	56	55	57	58	55	54	53	54	50	47	49	55
Construction Month	49	50	51	52	53	54	55	56	57	58	59	60
dB LAeq(T)	51	48	51	49	48	45	49	50	44	0	0	0
Predicted Evening Construction Noise Levels												
Construction Month	1	2	3	4	5	6	7	8	9	10	11	12
dB LAeq(T)	53	53	53	53	53	53	53	53	54	53	53	53
Construction Month	13	14	15	16	17	18	19	20	21	22	23	24
dB LAeq(T)	53	53	53	53	53	53	50	51	53	53	51	52
Construction Month	25	26	27	28	29	30	31	32	33	34	35	36
dB LAeq(T)	52	53	53	53	53	53	53	53	49	49	49	49
Construction Month	37	38	39	40	41	42	43	44	45	46	47	48
dB LAeq(T)	49	49	49	49	53	53	53	53	53	53	53	53
Construction Month	49	50	51	52	53	54	55	56	57	58	59	60
dB LAeq(T)	53	53	53	53	53	0	0	0	0	0	0	0
Predicted Night-time Construction Noise Levels												
Construction Month	1	2	3	4	5	6	7	8	9	10	11	12
dB LAeq(T)	0	53	53	53	53	53	53	53	53	53	53	53
Construction Month	13	14	15	16	17	18	19	20	21	22	23	24
dB LAeq(T)	53	53	53	53	53	53	50	48	48	48	48	0
Construction Month	25	26	27	28	29	30	31	32	33	34	35	36
dB LAeq(T)	0	45	45	45	45	45	45	45	45	45	45	45
Construction Month	37	38	39	40	41	42	43	44	45	46	47	48
dB LAeq(T)	0	0	0	0	48	48	48	48	48	48	48	48
Construction Month	49	50	51	52	53	54	55	56	57	58	59	60
dB LAeq(T)	48	0	0	0	0	0	0	0	0	0	0	0

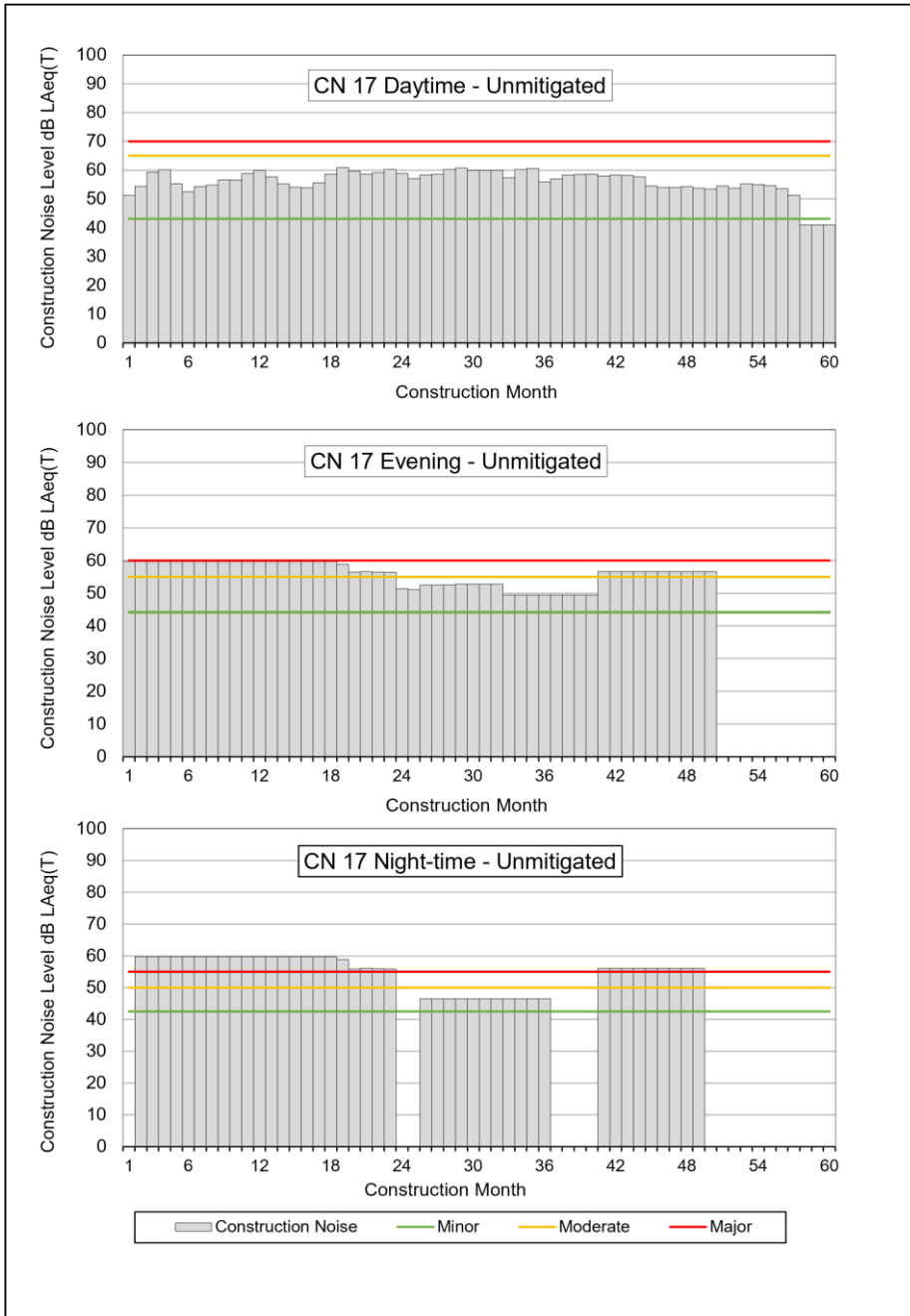
Graphical Representation of Unmitigated Construction Noise Levels at CN 16



Unmitigated Construction Noise Levels at CN 16

Predicted Daytime Construction Noise Levels												
Construction Month	1	2	3	4	5	6	7	8	9	10	11	12
dB LAeq(T)	47	47	39	39	39	39	42	42	44	44	45	46
Construction Month	13	14	15	16	17	18	19	20	21	22	23	24
dB LAeq(T)	46	46	47	46	46	45	45	44	42	42	48	48
Construction Month	25	26	27	28	29	30	31	32	33	34	35	36
dB LAeq(T)	39	41	41	41	41	40	40	40	40	40	40	39
Construction Month	37	38	39	40	41	42	43	44	45	46	47	48
dB LAeq(T)	39	39	39	39	0	0	0	0	0	0	0	0
Construction Month	49	50	51	52	53	54	55	56	57	58	59	60
dB LAeq(T)	0	0	0	0	0	0	0	0	0	0	0	0
Predicted Evening Construction Noise Levels												
Construction Month	1	2	3	4	5	6	7	8	9	10	11	12
dB LAeq(T)	0	0	0	0	0	0	0	0	0	0	0	0
Construction Month	13	14	15	16	17	18	19	20	21	22	23	24
dB LAeq(T)	0	0	0	0	0	0	0	0	0	0	0	0
Construction Month	25	26	27	28	29	30	31	32	33	34	35	36
dB LAeq(T)	0	33	33	33	33	33	33	33	33	33	33	33
Construction Month	37	38	39	40	41	42	43	44	45	46	47	48
dB LAeq(T)	33	33	33	33	0	0	0	0	0	0	0	0
Construction Month	49	50	51	52	53	54	55	56	57	58	59	60
dB LAeq(T)	0	0	0	0	0	0	0	0	0	0	0	0
Predicted Night-time Construction Noise Levels												
Construction Month	1	2	3	4	5	6	7	8	9	10	11	12
dB LAeq(T)	0	0	0	0	0	0	0	0	0	0	0	0
Construction Month	13	14	15	16	17	18	19	20	21	22	23	24
dB LAeq(T)	0	0	0	0	0	0	0	0	0	0	0	0
Construction Month	25	26	27	28	29	30	31	32	33	34	35	36
dB LAeq(T)	0	33	33	33	33	33	33	33	33	33	33	33
Construction Month	37	38	39	40	41	42	43	44	45	46	47	48
dB LAeq(T)	0	0	0	0	0	0	0	0	0	0	0	0
Construction Month	49	50	51	52	53	54	55	56	57	58	59	60
dB LAeq(T)	0	0	0	0	0	0	0	0	0	0	0	0

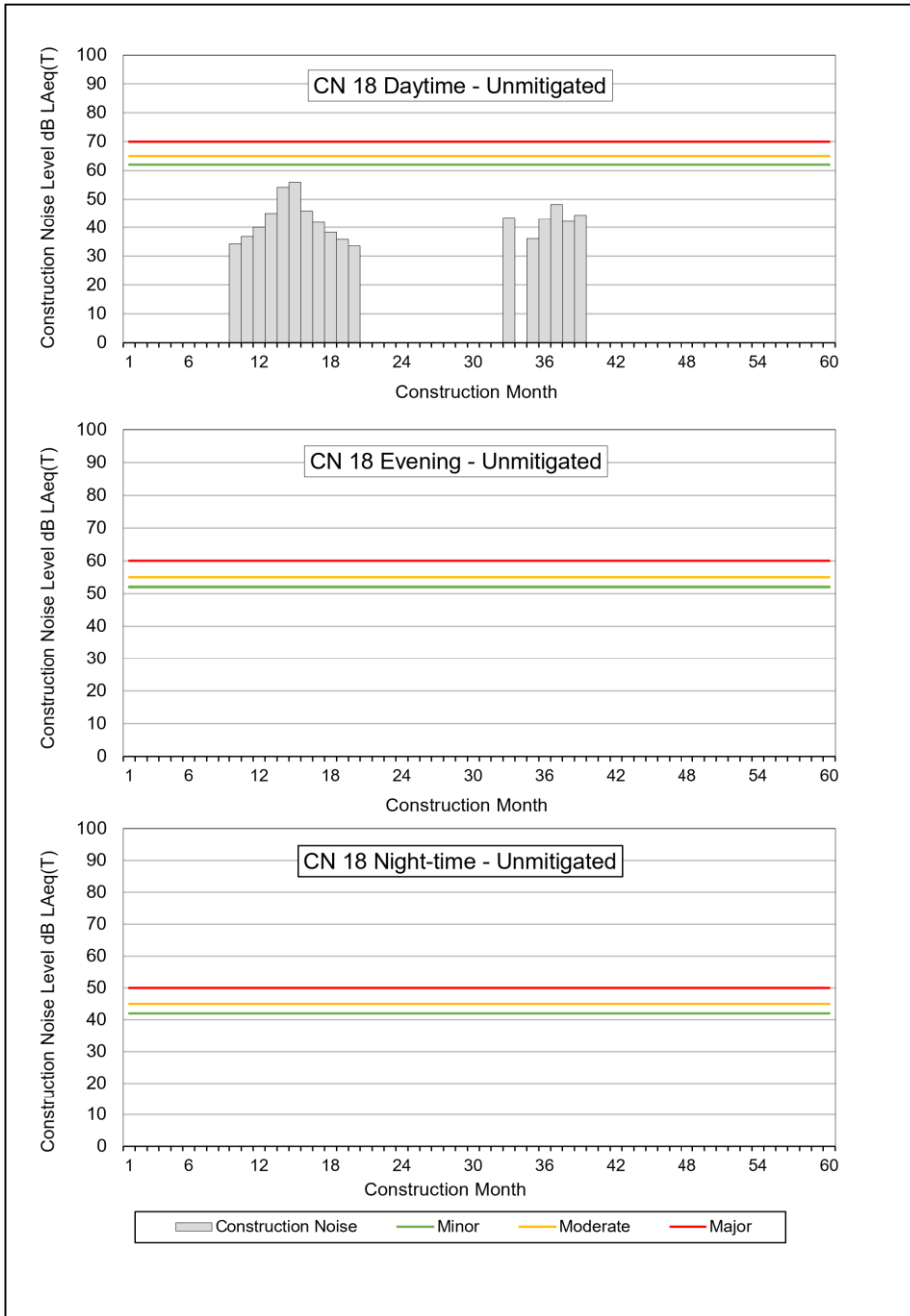
Graphical Representation of Unmitigated Construction Noise Levels at CN 17



Unmitigated Construction Noise Levels at CN 17

Predicted Daytime Construction Noise Levels												
Construction Month	1	2	3	4	5	6	7	8	9	10	11	12
dB LAeq(T)	51	54	59	60	55	53	54	55	57	57	59	60
Construction Month	13	14	15	16	17	18	19	20	21	22	23	24
dB LAeq(T)	58	55	54	54	56	59	61	60	59	59	60	59
Construction Month	25	26	27	28	29	30	31	32	33	34	35	36
dB LAeq(T)	57	58	59	60	61	60	60	60	57	60	61	56
Construction Month	37	38	39	40	41	42	43	44	45	46	47	48
dB LAeq(T)	57	58	59	59	58	58	58	58	55	54	54	54
Construction Month	49	50	51	52	53	54	55	56	57	58	59	60
dB LAeq(T)	54	53	55	54	55	55	55	54	51	41	41	41
Predicted Evening Construction Noise Levels												
Construction Month	1	2	3	4	5	6	7	8	9	10	11	12
dB LAeq(T)	60	60	60	60	60	60	60	60	60	60	60	60
Construction Month	13	14	15	16	17	18	19	20	21	22	23	24
dB LAeq(T)	60	60	60	60	60	60	59	57	57	57	56	51
Construction Month	25	26	27	28	29	30	31	32	33	34	35	36
dB LAeq(T)	51	53	53	53	53	53	53	53	50	50	50	50
Construction Month	37	38	39	40	41	42	43	44	45	46	47	48
dB LAeq(T)	50	50	50	50	57	57	57	57	57	57	57	57
Construction Month	49	50	51	52	53	54	55	56	57	58	59	60
dB LAeq(T)	57	57	0	0	0	0	0	0	0	0	0	0
Predicted Night-time Construction Noise Levels												
Construction Month	1	2	3	4	5	6	7	8	9	10	11	12
dB LAeq(T)	0	60	60	60	60	60	60	60	60	60	60	60
Construction Month	13	14	15	16	17	18	19	20	21	22	23	24
dB LAeq(T)	60	60	60	60	60	60	59	56	56	56	56	0
Construction Month	25	26	27	28	29	30	31	32	33	34	35	36
dB LAeq(T)	0	47	47	47	47	47	47	47	47	47	47	47
Construction Month	37	38	39	40	41	42	43	44	45	46	47	48
dB LAeq(T)	0	0	0	0	56	56	56	56	56	56	56	56
Construction Month	49	50	51	52	53	54	55	56	57	58	59	60
dB LAeq(T)	56	0	0	0	0	0	0	0	0	0	0	0

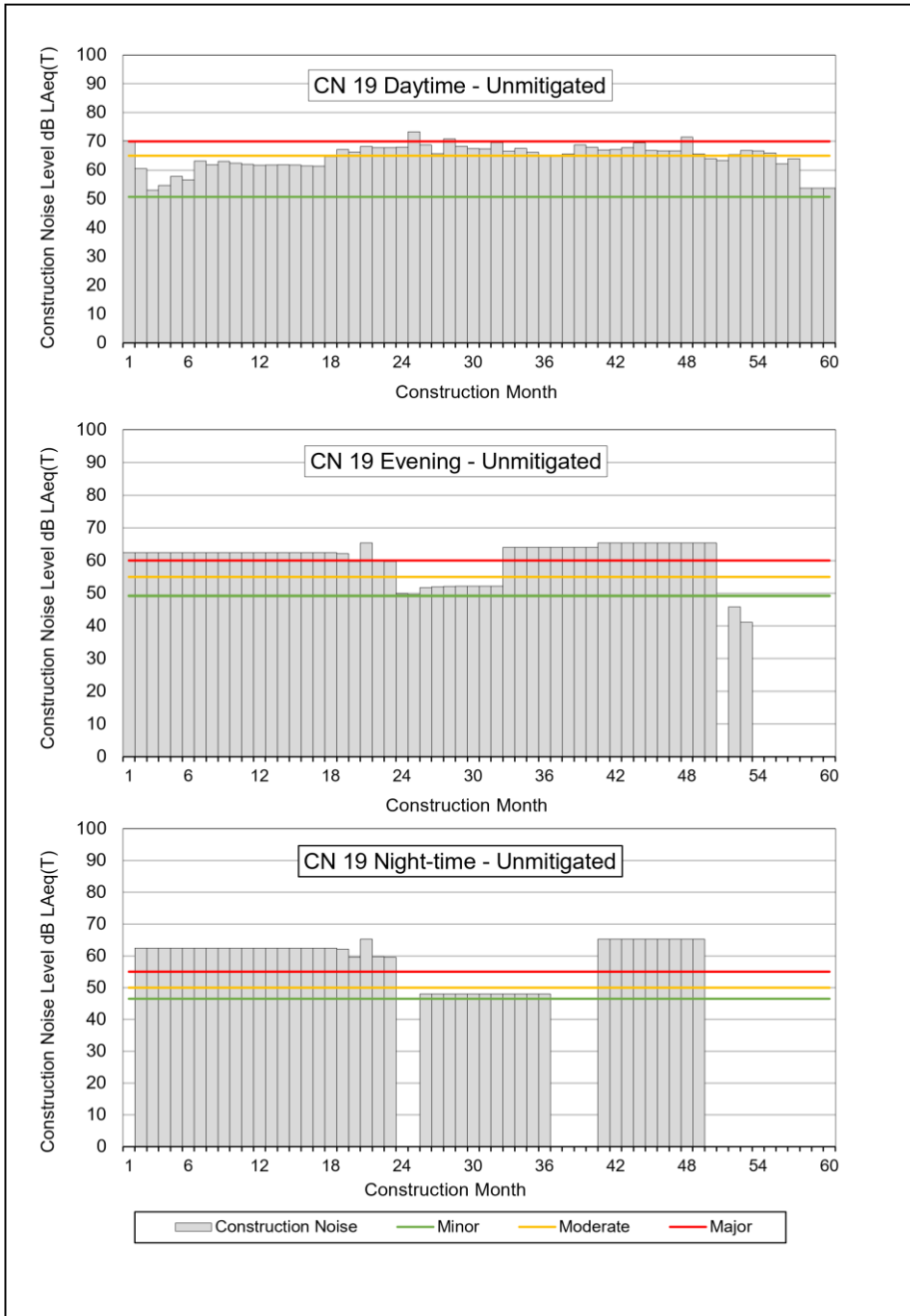
Graphical Representation of Unmitigated Construction Noise Levels at CN 18



Unmitigated Construction Noise Levels at CN 18

Predicted Daytime Construction Noise Levels												
Construction Month	1	2	3	4	5	6	7	8	9	10	11	12
dB LAeq(T)	0	0	0	0	0	0	0	0	0	34	37	40
Construction Month	13	14	15	16	17	18	19	20	21	22	23	24
dB LAeq(T)	45	54	56	46	42	38	36	34	0	0	0	0
Construction Month	25	26	27	28	29	30	31	32	33	34	35	36
dB LAeq(T)	0	0	0	0	0	0	0	0	44	0	36	43
Construction Month	37	38	39	40	41	42	43	44	45	46	47	48
dB LAeq(T)	48	42	44	0	0	0	0	0	0	0	0	0
Construction Month	49	50	51	52	53	54	55	56	57	58	59	60
dB LAeq(T)	0	0	0	0	0	0	0	0	0	0	0	0
Predicted Evening Construction Noise Levels												
Construction Month	1	2	3	4	5	6	7	8	9	10	11	12
dB LAeq(T)	0	0	0	0	0	0	0	0	0	0	0	0
Construction Month	13	14	15	16	17	18	19	20	21	22	23	24
dB LAeq(T)	0	0	0	0	0	0	0	0	0	0	0	0
Construction Month	25	26	27	28	29	30	31	32	33	34	35	36
dB LAeq(T)	0	0	0	0	0	0	0	0	0	0	0	0
Construction Month	37	38	39	40	41	42	43	44	45	46	47	48
dB LAeq(T)	0	0	0	0	0	0	0	0	0	0	0	0
Construction Month	49	50	51	52	53	54	55	56	57	58	59	60
dB LAeq(T)	0	0	0	0	0	0	0	0	0	0	0	0
Predicted Night-time Construction Noise Levels												
Construction Month	1	2	3	4	5	6	7	8	9	10	11	12
dB LAeq(T)	0	0	0	0	0	0	0	0	0	0	0	0
Construction Month	13	14	15	16	17	18	19	20	21	22	23	24
dB LAeq(T)	0	0	0	0	0	0	0	0	0	0	0	0
Construction Month	25	26	27	28	29	30	31	32	33	34	35	36
dB LAeq(T)	0	0	0	0	0	0	0	0	0	0	0	0
Construction Month	37	38	39	40	41	42	43	44	45	46	47	48
dB LAeq(T)	0	0	0	0	0	0	0	0	0	0	0	0
Construction Month	49	50	51	52	53	54	55	56	57	58	59	60
dB LAeq(T)	0	0	0	0	0	0	0	0	0	0	0	0

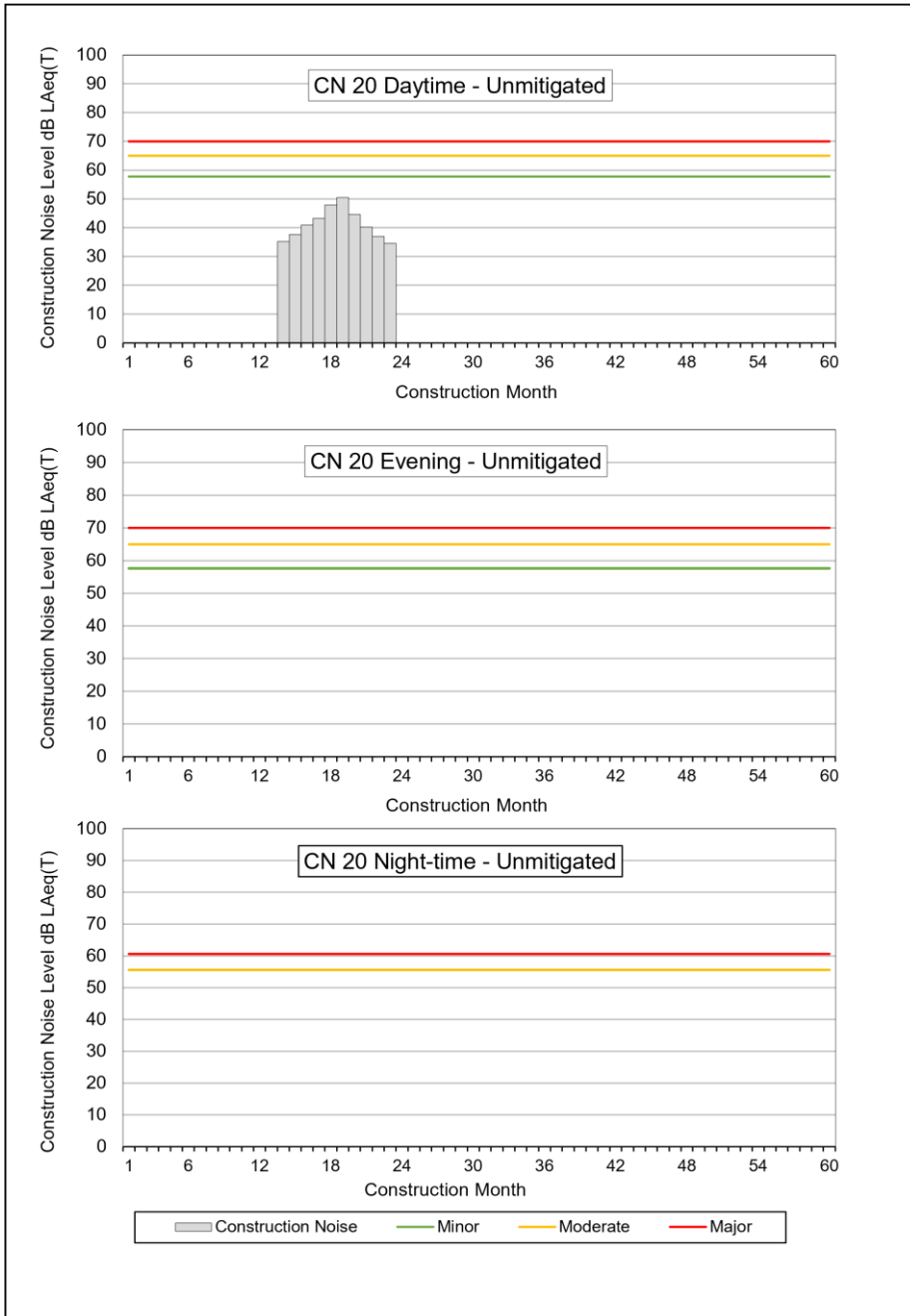
Graphical Representation of Unmitigated Construction Noise Levels at CN 19



Unmitigated Construction Noise Levels at CN 19

Predicted Daytime Construction Noise Levels												
Construction Month	1	2	3	4	5	6	7	8	9	10	11	12
dB LAeq(T)	70	61	53	55	58	57	63	62	63	62	62	62
Construction Month	13	14	15	16	17	18	19	20	21	22	23	24
dB LAeq(T)	62	62	62	62	61	65	67	66	68	68	68	68
Construction Month	25	26	27	28	29	30	31	32	33	34	35	36
dB LAeq(T)	73	69	66	71	68	68	67	70	67	68	66	65
Construction Month	37	38	39	40	41	42	43	44	45	46	47	48
dB LAeq(T)	65	66	69	68	67	67	68	70	67	67	67	72
Construction Month	49	50	51	52	53	54	55	56	57	58	59	60
dB LAeq(T)	66	64	63	65	67	67	66	62	64	54	54	54
Predicted Evening Construction Noise Levels												
Construction Month	1	2	3	4	5	6	7	8	9	10	11	12
dB LAeq(T)	62	62	62	62	62	62	62	62	62	62	62	62
Construction Month	13	14	15	16	17	18	19	20	21	22	23	24
dB LAeq(T)	62	62	62	62	62	62	62	60	65	60	60	50
Construction Month	25	26	27	28	29	30	31	32	33	34	35	36
dB LAeq(T)	50	52	52	52	52	52	52	52	64	64	64	64
Construction Month	37	38	39	40	41	42	43	44	45	46	47	48
dB LAeq(T)	64	64	64	64	65	65	65	65	65	65	65	65
Construction Month	49	50	51	52	53	54	55	56	57	58	59	60
dB LAeq(T)	65	65	0	46	41	0	0	0	0	0	0	0
Predicted Night-time Construction Noise Levels												
Construction Month	1	2	3	4	5	6	7	8	9	10	11	12
dB LAeq(T)	0	62	62	62	62	62	62	62	62	62	62	62
Construction Month	13	14	15	16	17	18	19	20	21	22	23	24
dB LAeq(T)	62	62	62	62	62	62	62	60	65	60	60	0
Construction Month	25	26	27	28	29	30	31	32	33	34	35	36
dB LAeq(T)	0	48	48	48	48	48	48	48	48	48	48	48
Construction Month	37	38	39	40	41	42	43	44	45	46	47	48
dB LAeq(T)	0	0	0	0	65	65	65	65	65	65	65	65
Construction Month	49	50	51	52	53	54	55	56	57	58	59	60
dB LAeq(T)	65	0	0	0	0	0	0	0	0	0	0	0

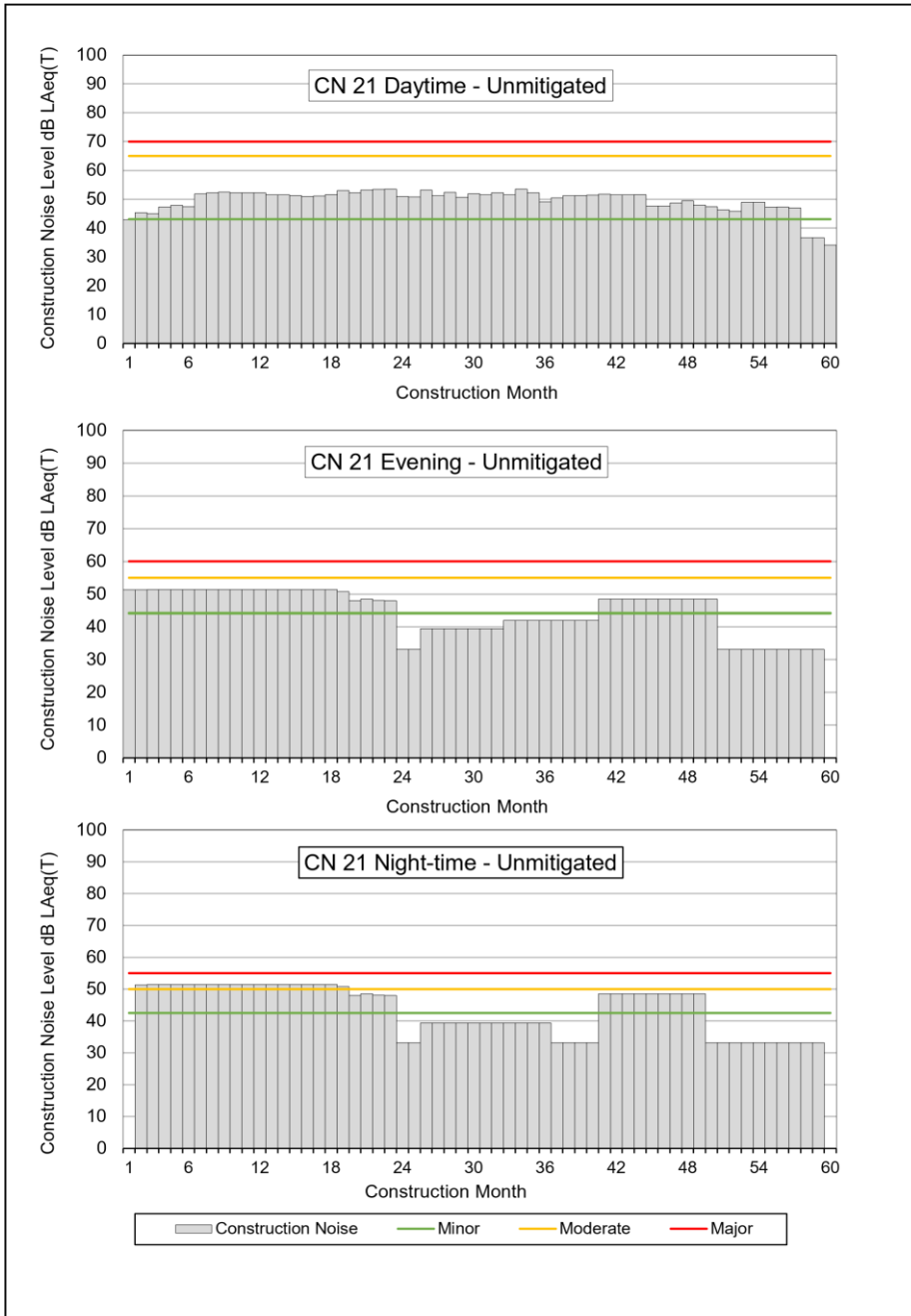
Graphical Representation of Unmitigated Construction Noise Levels at CN 20



Unmitigated Construction Noise Levels at CN 20

Predicted Daytime Construction Noise Levels												
Construction Month	1	2	3	4	5	6	7	8	9	10	11	12
dB LAeq(T)	0	0	0	0	0	0	0	0	0	0	0	0
Construction Month	13	14	15	16	17	18	19	20	21	22	23	24
dB LAeq(T)	0	35	38	41	43	48	50	45	40	37	35	0
Construction Month	25	26	27	28	29	30	31	32	33	34	35	36
dB LAeq(T)	0	0	0	0	0	0	0	0	0	0	0	0
Construction Month	37	38	39	40	41	42	43	44	45	46	47	48
dB LAeq(T)	0	0	0	0	0	0	0	0	0	0	0	0
Construction Month	49	50	51	52	53	54	55	56	57	58	59	60
dB LAeq(T)	0	0	0	0	0	0	0	0	0	0	0	0
Predicted Evening Construction Noise Levels												
Construction Month	1	2	3	4	5	6	7	8	9	10	11	12
dB LAeq(T)	0	0	0	0	0	0	0	0	0	0	0	0
Construction Month	13	14	15	16	17	18	19	20	21	22	23	24
dB LAeq(T)	0	0	0	0	0	0	0	0	0	0	0	0
Construction Month	25	26	27	28	29	30	31	32	33	34	35	36
dB LAeq(T)	0	0	0	0	0	0	0	0	0	0	0	0
Construction Month	37	38	39	40	41	42	43	44	45	46	47	48
dB LAeq(T)	0	0	0	0	0	0	0	0	0	0	0	0
Construction Month	49	50	51	52	53	54	55	56	57	58	59	60
dB LAeq(T)	0	0	0	0	0	0	0	0	0	0	0	0
Predicted Night-time Construction Noise Levels												
Construction Month	1	2	3	4	5	6	7	8	9	10	11	12
dB LAeq(T)	0	0	0	0	0	0	0	0	0	0	0	0
Construction Month	13	14	15	16	17	18	19	20	21	22	23	24
dB LAeq(T)	0	0	0	0	0	0	0	0	0	0	0	0
Construction Month	25	26	27	28	29	30	31	32	33	34	35	36
dB LAeq(T)	0	0	0	0	0	0	0	0	0	0	0	0
Construction Month	37	38	39	40	41	42	43	44	45	46	47	48
dB LAeq(T)	0	0	0	0	0	0	0	0	0	0	0	0
Construction Month	49	50	51	52	53	54	55	56	57	58	59	60
dB LAeq(T)	0	0	0	0	0	0	0	0	0	0	0	0

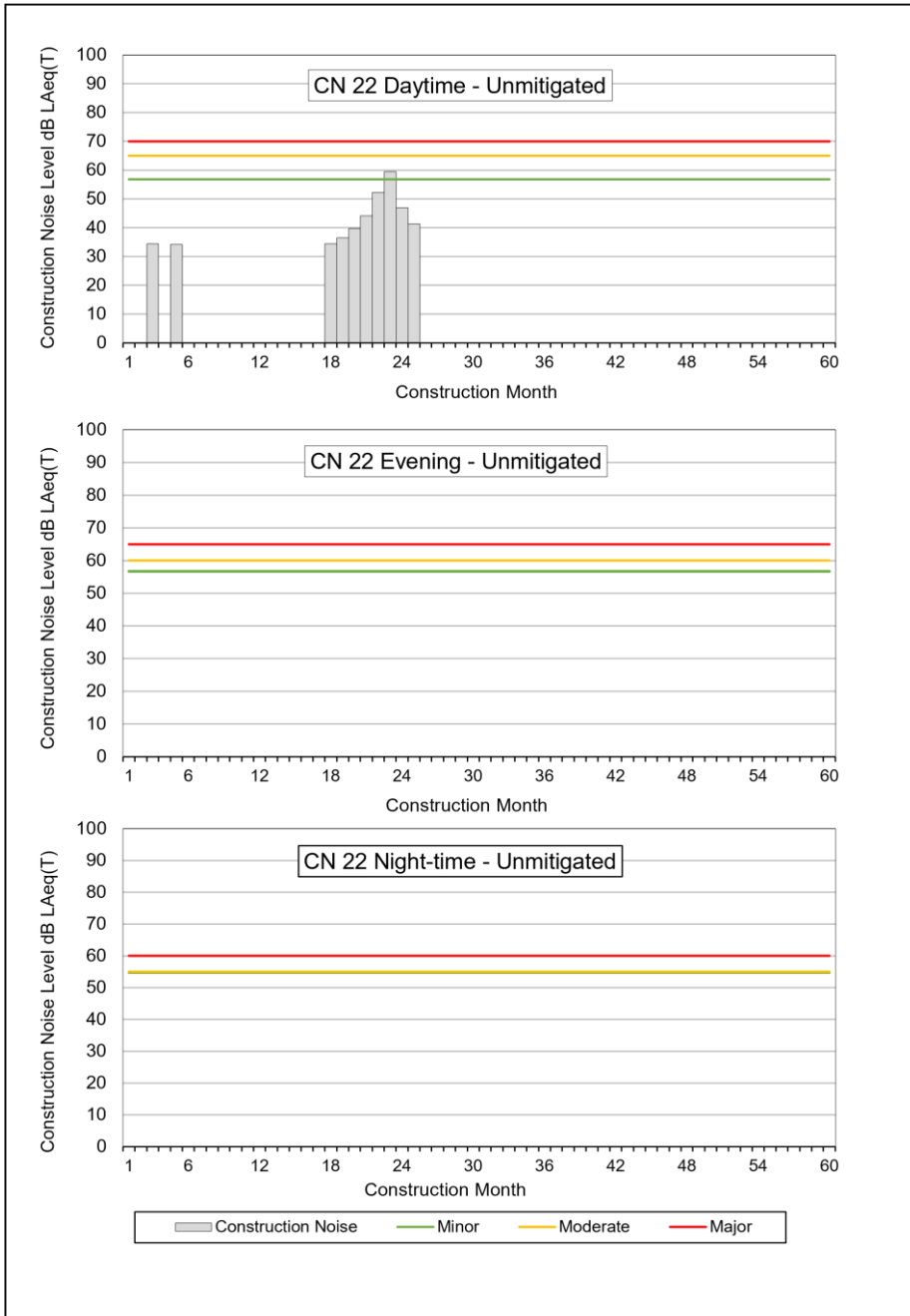
Graphical Representation of Unmitigated Construction Noise Levels at CN 21



Unmitigated Construction Noise Levels at CN 21

Predicted Daytime Construction Noise Levels												
Construction Month	1	2	3	4	5	6	7	8	9	10	11	12
dB LAeq(T)	43	45	45	47	48	47	52	52	53	52	52	52
Construction Month	13	14	15	16	17	18	19	20	21	22	23	24
dB LAeq(T)	52	52	51	51	51	52	53	52	53	53	54	51
Construction Month	25	26	27	28	29	30	31	32	33	34	35	36
dB LAeq(T)	51	53	51	52	51	52	52	52	52	54	52	49
Construction Month	37	38	39	40	41	42	43	44	45	46	47	48
dB LAeq(T)	50	51	51	51	52	52	52	52	48	48	49	50
Construction Month	49	50	51	52	53	54	55	56	57	58	59	60
dB LAeq(T)	48	47	46	46	49	49	47	47	47	37	37	34
Predicted Evening Construction Noise Levels												
Construction Month	1	2	3	4	5	6	7	8	9	10	11	12
dB LAeq(T)	51	51	51	51	51	51	51	51	51	51	51	51
Construction Month	13	14	15	16	17	18	19	20	21	22	23	24
dB LAeq(T)	51	51	51	51	51	51	51	48	49	48	48	33
Construction Month	25	26	27	28	29	30	31	32	33	34	35	36
dB LAeq(T)	33	39	39	39	39	39	39	39	42	42	42	42
Construction Month	37	38	39	40	41	42	43	44	45	46	47	48
dB LAeq(T)	42	42	42	42	49	49	49	49	49	49	49	49
Construction Month	49	50	51	52	53	54	55	56	57	58	59	60
dB LAeq(T)	49	49	33	33	33	33	33	33	33	33	33	0
Predicted Night-time Construction Noise Levels												
Construction Month	1	2	3	4	5	6	7	8	9	10	11	12
dB LAeq(T)	0	51	51	51	51	51	51	51	51	51	51	51
Construction Month	13	14	15	16	17	18	19	20	21	22	23	24
dB LAeq(T)	51	51	51	51	51	51	51	48	49	48	48	33
Construction Month	25	26	27	28	29	30	31	32	33	34	35	36
dB LAeq(T)	33	39	39	39	39	39	39	39	39	39	39	39
Construction Month	37	38	39	40	41	42	43	44	45	46	47	48
dB LAeq(T)	33	33	33	33	49	49	49	49	49	49	49	49
Construction Month	49	50	51	52	53	54	55	56	57	58	59	60
dB LAeq(T)	49	33	33	33	33	33	33	33	33	33	33	0

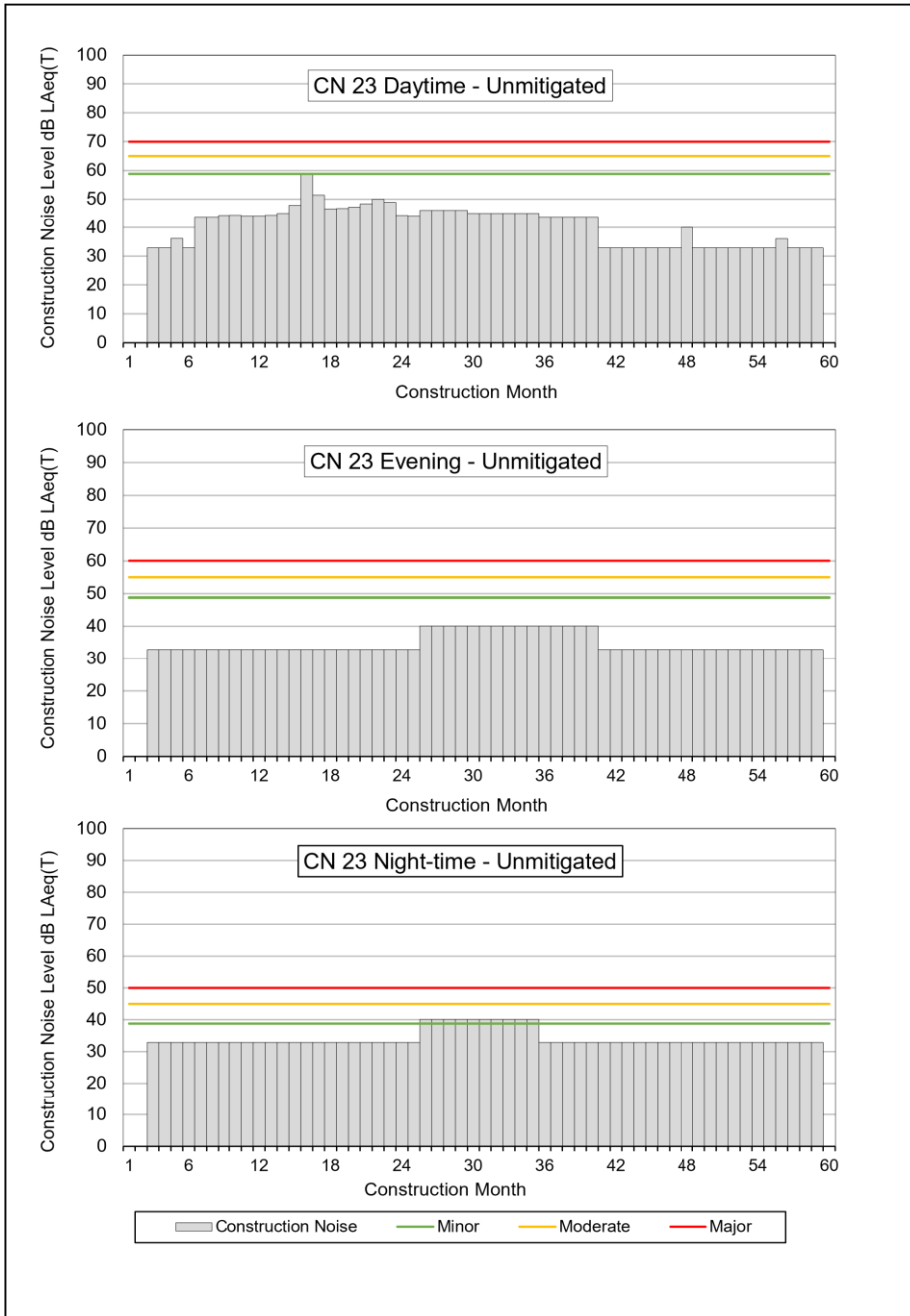
Graphical Representation of Unmitigated Construction Noise Levels at CN 22



Unmitigated Construction Noise Levels at CN 22

Predicted Daytime Construction Noise Levels												
Construction Month	1	2	3	4	5	6	7	8	9	10	11	12
dB LAeq(T)	0	0	34	0	34	0	0	0	0	0	0	0
Construction Month	13	14	15	16	17	18	19	20	21	22	23	24
dB LAeq(T)	0	0	0	0	0	34	37	40	44	52	59	47
Construction Month	25	26	27	28	29	30	31	32	33	34	35	36
dB LAeq(T)	41	0	0	0	0	0	0	0	0	0	0	0
Construction Month	37	38	39	40	41	42	43	44	45	46	47	48
dB LAeq(T)	0	0	0	0	0	0	0	0	0	0	0	0
Construction Month	49	50	51	52	53	54	55	56	57	58	59	60
dB LAeq(T)	0	0	0	0	0	0	0	0	0	0	0	0
Predicted Evening Construction Noise Levels												
Construction Month	1	2	3	4	5	6	7	8	9	10	11	12
dB LAeq(T)	0	0	0	0	0	0	0	0	0	0	0	0
Construction Month	13	14	15	16	17	18	19	20	21	22	23	24
dB LAeq(T)	0	0	0	0	0	0	0	0	0	0	0	0
Construction Month	25	26	27	28	29	30	31	32	33	34	35	36
dB LAeq(T)	0	0	0	0	0	0	0	0	0	0	0	0
Construction Month	37	38	39	40	41	42	43	44	45	46	47	48
dB LAeq(T)	0	0	0	0	0	0	0	0	0	0	0	0
Construction Month	49	50	51	52	53	54	55	56	57	58	59	60
dB LAeq(T)	0	0	0	0	0	0	0	0	0	0	0	0
Predicted Night-time Construction Noise Levels												
Construction Month	1	2	3	4	5	6	7	8	9	10	11	12
dB LAeq(T)	0	0	0	0	0	0	0	0	0	0	0	0
Construction Month	13	14	15	16	17	18	19	20	21	22	23	24
dB LAeq(T)	0	0	0	0	0	0	0	0	0	0	0	0
Construction Month	25	26	27	28	29	30	31	32	33	34	35	36
dB LAeq(T)	0	0	0	0	0	0	0	0	0	0	0	0
Construction Month	37	38	39	40	41	42	43	44	45	46	47	48
dB LAeq(T)	0	0	0	0	0	0	0	0	0	0	0	0
Construction Month	49	50	51	52	53	54	55	56	57	58	59	60
dB LAeq(T)	0	0	0	0	0	0	0	0	0	0	0	0

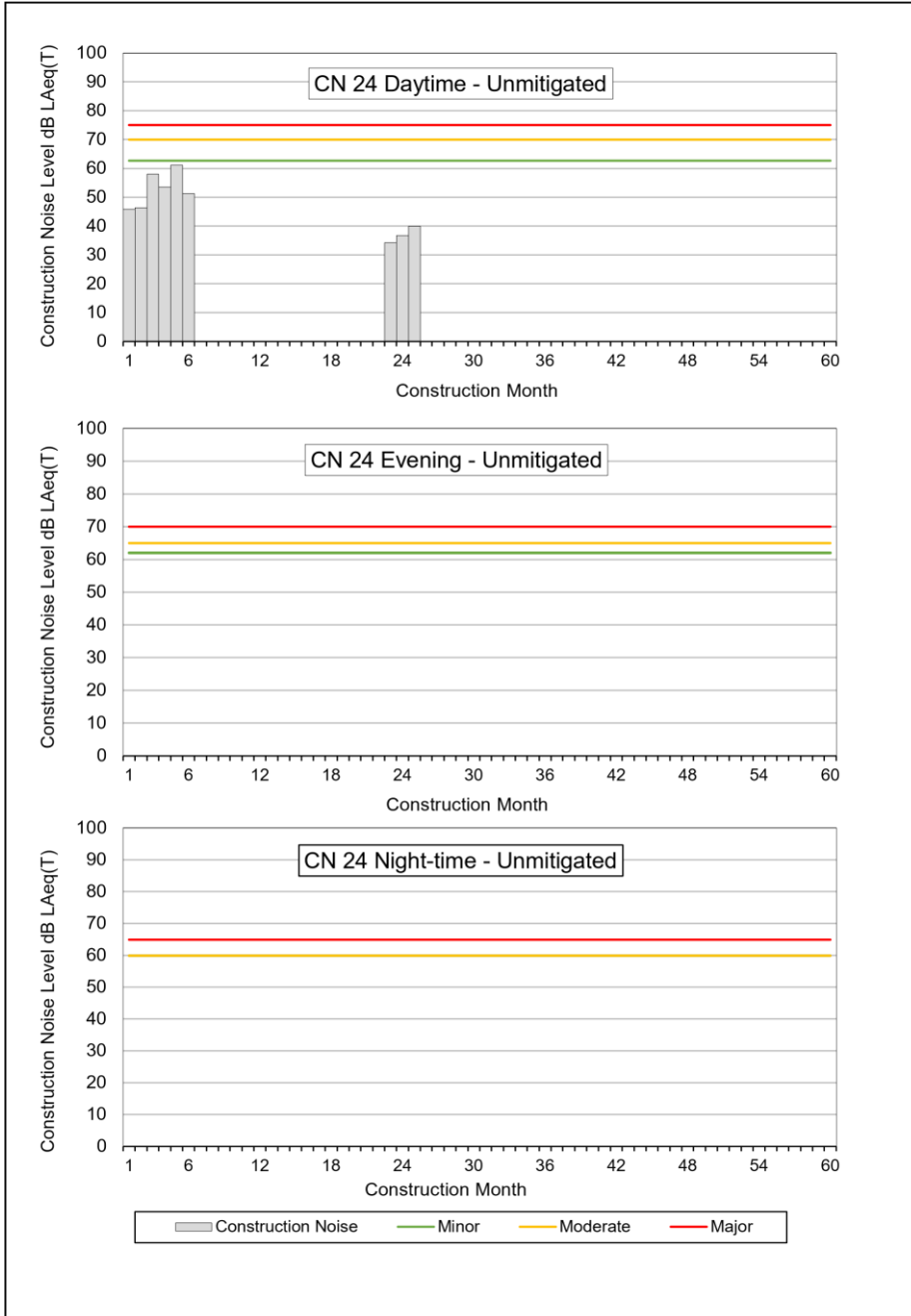
Graphical Representation of Unmitigated Construction Noise Levels at CN 23



Unmitigated Construction Noise Levels at CN 23

Predicted Daytime Construction Noise Levels												
Construction Month	1	2	3	4	5	6	7	8	9	10	11	12
dB LAeq(T)	0	0	33	33	36	33	44	44	44	44	44	44
Construction Month	13	14	15	16	17	18	19	20	21	22	23	24
dB LAeq(T)	44	45	48	59	51	47	47	47	48	50	49	44
Construction Month	25	26	27	28	29	30	31	32	33	34	35	36
dB LAeq(T)	44	46	46	46	46	45	45	45	45	45	45	44
Construction Month	37	38	39	40	41	42	43	44	45	46	47	48
dB LAeq(T)	44	44	44	44	33	33	33	33	33	33	33	40
Construction Month	49	50	51	52	53	54	55	56	57	58	59	60
dB LAeq(T)	33	33	33	33	33	33	33	36	33	33	33	0
Predicted Evening Construction Noise Levels												
Construction Month	1	2	3	4	5	6	7	8	9	10	11	12
dB LAeq(T)	0	0	33	33	33	33	33	33	33	33	33	33
Construction Month	13	14	15	16	17	18	19	20	21	22	23	24
dB LAeq(T)	33	33	33	33	33	33	33	33	33	33	33	33
Construction Month	25	26	27	28	29	30	31	32	33	34	35	36
dB LAeq(T)	33	40	40	40	40	40	40	40	40	40	40	40
Construction Month	37	38	39	40	41	42	43	44	45	46	47	48
dB LAeq(T)	40	40	40	40	33	33	33	33	33	33	33	33
Construction Month	49	50	51	52	53	54	55	56	57	58	59	60
dB LAeq(T)	33	33	33	33	33	33	33	33	33	33	33	0
Predicted Night-time Construction Noise Levels												
Construction Month	1	2	3	4	5	6	7	8	9	10	11	12
dB LAeq(T)	0	0	33	33	33	33	33	33	33	33	33	33
Construction Month	13	14	15	16	17	18	19	20	21	22	23	24
dB LAeq(T)	33	33	33	33	33	33	33	33	33	33	33	33
Construction Month	25	26	27	28	29	30	31	32	33	34	35	36
dB LAeq(T)	33	40	40	40	40	40	40	40	40	40	40	33
Construction Month	37	38	39	40	41	42	43	44	45	46	47	48
dB LAeq(T)	33	33	33	33	33	33	33	33	33	33	33	33
Construction Month	49	50	51	52	53	54	55	56	57	58	59	60
dB LAeq(T)	33	33	33	33	33	33	33	33	33	33	33	0

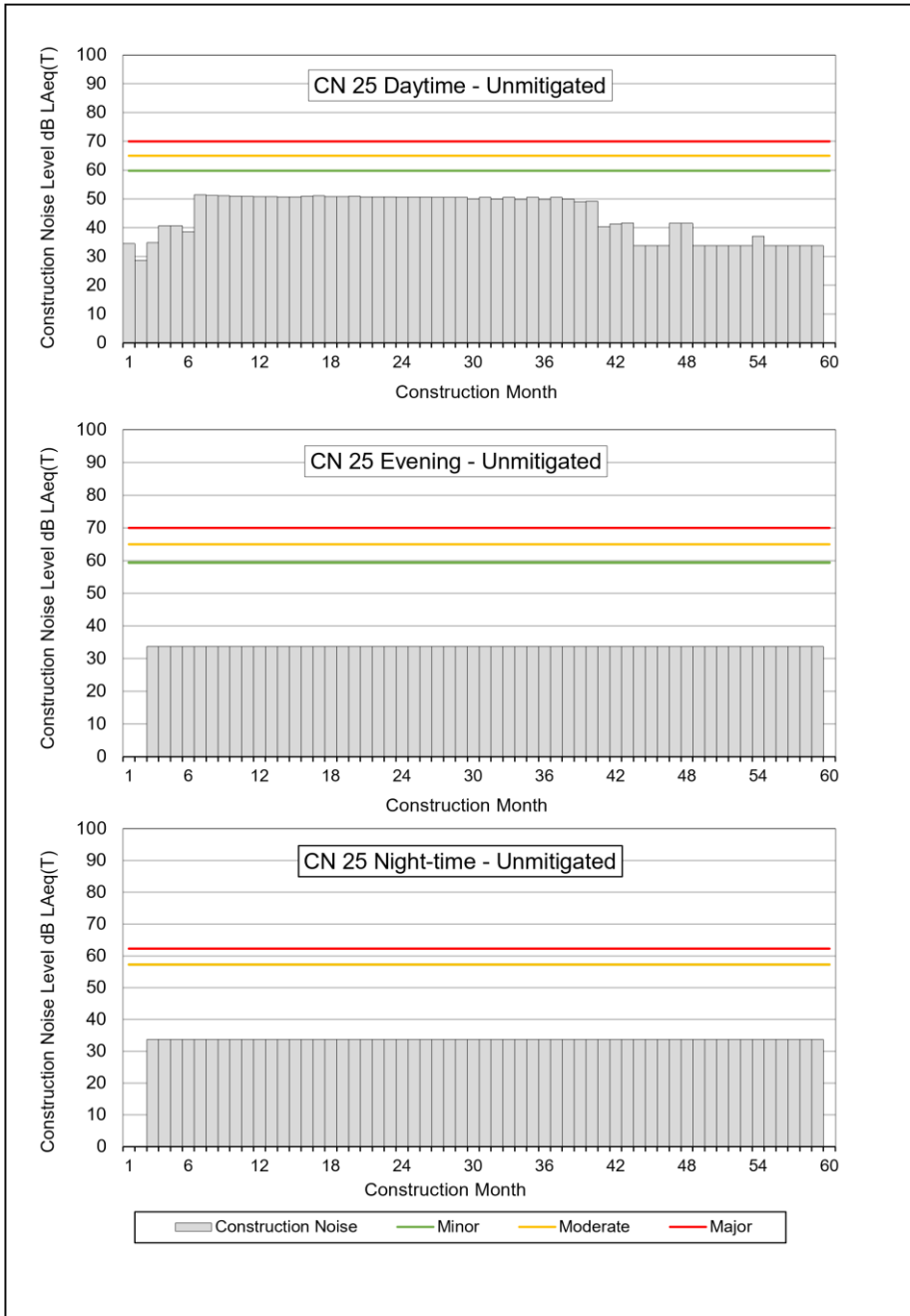
Graphical Representation of Unmitigated Construction Noise Levels at CN 24



Unmitigated Construction Noise Levels at CN 24

Predicted Daytime Construction Noise Levels												
Construction Month	1	2	3	4	5	6	7	8	9	10	11	12
dB LAeq(T)	46	46	58	54	61	51	0	0	0	0	0	0
Construction Month	13	14	15	16	17	18	19	20	21	22	23	24
dB LAeq(T)	0	0	0	0	0	0	0	0	0	0	34	37
Construction Month	25	26	27	28	29	30	31	32	33	34	35	36
dB LAeq(T)	40	0	0	0	0	0	0	0	0	0	0	0
Construction Month	37	38	39	40	41	42	43	44	45	46	47	48
dB LAeq(T)	0	0	0	0	0	0	0	0	0	0	0	0
Construction Month	49	50	51	52	53	54	55	56	57	58	59	60
dB LAeq(T)	0	0	0	0	0	0	0	0	0	0	0	0
Predicted Evening Construction Noise Levels												
Construction Month	1	2	3	4	5	6	7	8	9	10	11	12
dB LAeq(T)	0	0	0	0	0	0	0	0	0	0	0	0
Construction Month	13	14	15	16	17	18	19	20	21	22	23	24
dB LAeq(T)	0	0	0	0	0	0	0	0	0	0	0	0
Construction Month	25	26	27	28	29	30	31	32	33	34	35	36
dB LAeq(T)	0	0	0	0	0	0	0	0	0	0	0	0
Construction Month	37	38	39	40	41	42	43	44	45	46	47	48
dB LAeq(T)	0	0	0	0	0	0	0	0	0	0	0	0
Construction Month	49	50	51	52	53	54	55	56	57	58	59	60
dB LAeq(T)	0	0	0	0	0	0	0	0	0	0	0	0
Predicted Night-time Construction Noise Levels												
Construction Month	1	2	3	4	5	6	7	8	9	10	11	12
dB LAeq(T)	0	0	0	0	0	0	0	0	0	0	0	0
Construction Month	13	14	15	16	17	18	19	20	21	22	23	24
dB LAeq(T)	0	0	0	0	0	0	0	0	0	0	0	0
Construction Month	25	26	27	28	29	30	31	32	33	34	35	36
dB LAeq(T)	0	0	0	0	0	0	0	0	0	0	0	0
Construction Month	37	38	39	40	41	42	43	44	45	46	47	48
dB LAeq(T)	0	0	0	0	0	0	0	0	0	0	0	0
Construction Month	49	50	51	52	53	54	55	56	57	58	59	60
dB LAeq(T)	0	0	0	0	0	0	0	0	0	0	0	0

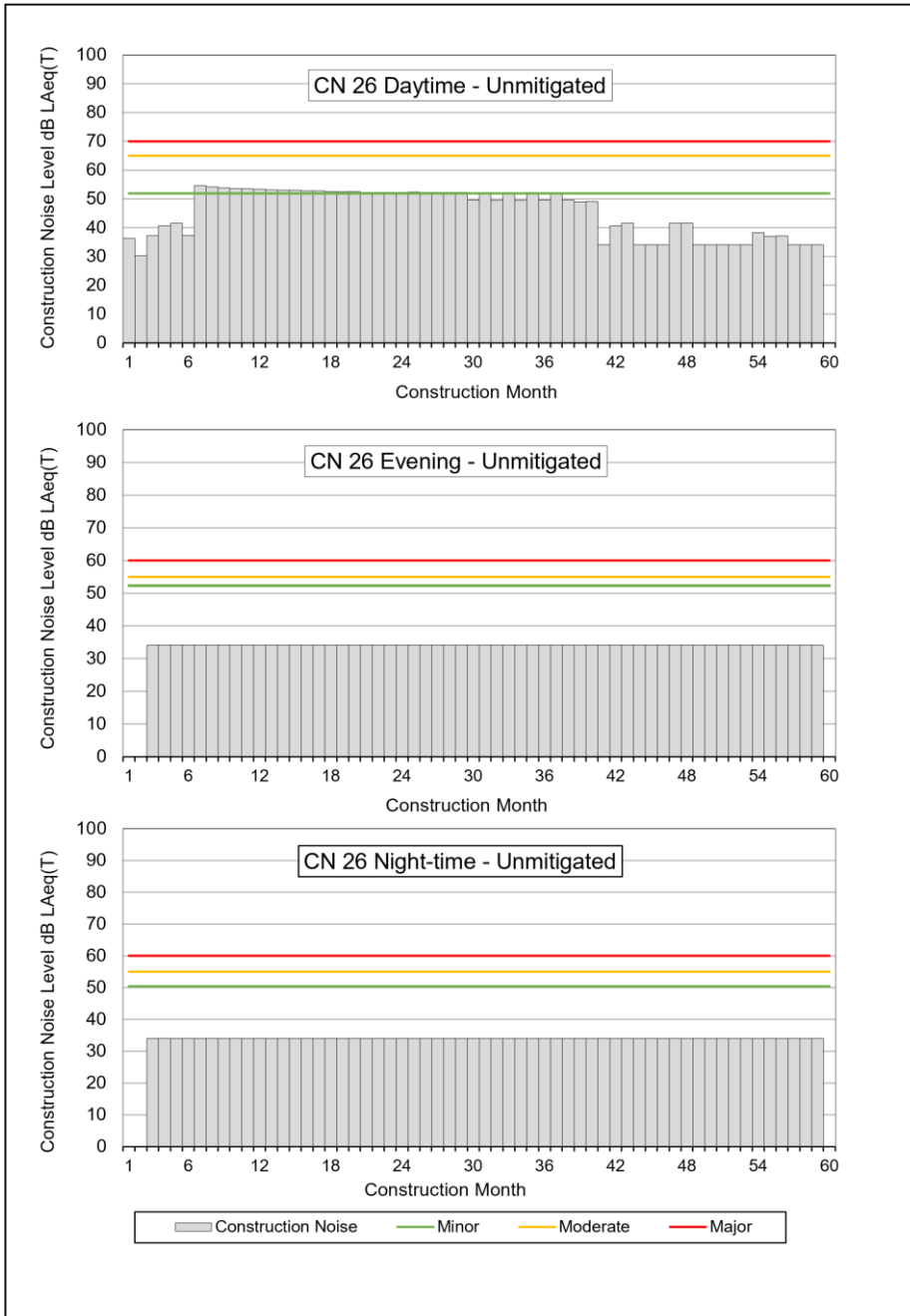
Graphical Representation of Unmitigated Construction Noise Levels at CN 25



Unmitigated Construction Noise Levels at CN 25

Predicted Daytime Construction Noise Levels												
Construction Month	1	2	3	4	5	6	7	8	9	10	11	12
dB LAeq(T)	35	29	35	41	41	39	51	51	51	51	51	51
Construction Month	13	14	15	16	17	18	19	20	21	22	23	24
dB LAeq(T)	51	51	51	51	51	51	51	51	51	51	51	51
Construction Month	25	26	27	28	29	30	31	32	33	34	35	36
dB LAeq(T)	51	51	51	51	51	50	51	50	51	50	51	50
Construction Month	37	38	39	40	41	42	43	44	45	46	47	48
dB LAeq(T)	51	50	49	49	40	41	42	34	34	34	42	42
Construction Month	49	50	51	52	53	54	55	56	57	58	59	60
dB LAeq(T)	34	34	34	34	34	37	34	34	34	34	34	0
Predicted Evening Construction Noise Levels												
Construction Month	1	2	3	4	5	6	7	8	9	10	11	12
dB LAeq(T)	0	0	34	34	34	34	34	34	34	34	34	34
Construction Month	13	14	15	16	17	18	19	20	21	22	23	24
dB LAeq(T)	34	34	34	34	34	34	34	34	34	34	34	34
Construction Month	25	26	27	28	29	30	31	32	33	34	35	36
dB LAeq(T)	34	34	34	34	34	34	34	34	34	34	34	34
Construction Month	37	38	39	40	41	42	43	44	45	46	47	48
dB LAeq(T)	34	34	34	34	34	34	34	34	34	34	34	34
Construction Month	49	50	51	52	53	54	55	56	57	58	59	60
dB LAeq(T)	34	34	34	34	34	34	34	34	34	34	34	0
Predicted Night-time Construction Noise Levels												
Construction Month	1	2	3	4	5	6	7	8	9	10	11	12
dB LAeq(T)	0	0	34	34	34	34	34	34	34	34	34	34
Construction Month	13	14	15	16	17	18	19	20	21	22	23	24
dB LAeq(T)	34	34	34	34	34	34	34	34	34	34	34	34
Construction Month	25	26	27	28	29	30	31	32	33	34	35	36
dB LAeq(T)	34	34	34	34	34	34	34	34	34	34	34	34
Construction Month	37	38	39	40	41	42	43	44	45	46	47	48
dB LAeq(T)	34	34	34	34	34	34	34	34	34	34	34	34
Construction Month	49	50	51	52	53	54	55	56	57	58	59	60
dB LAeq(T)	34	34	34	34	34	34	34	34	34	34	34	0

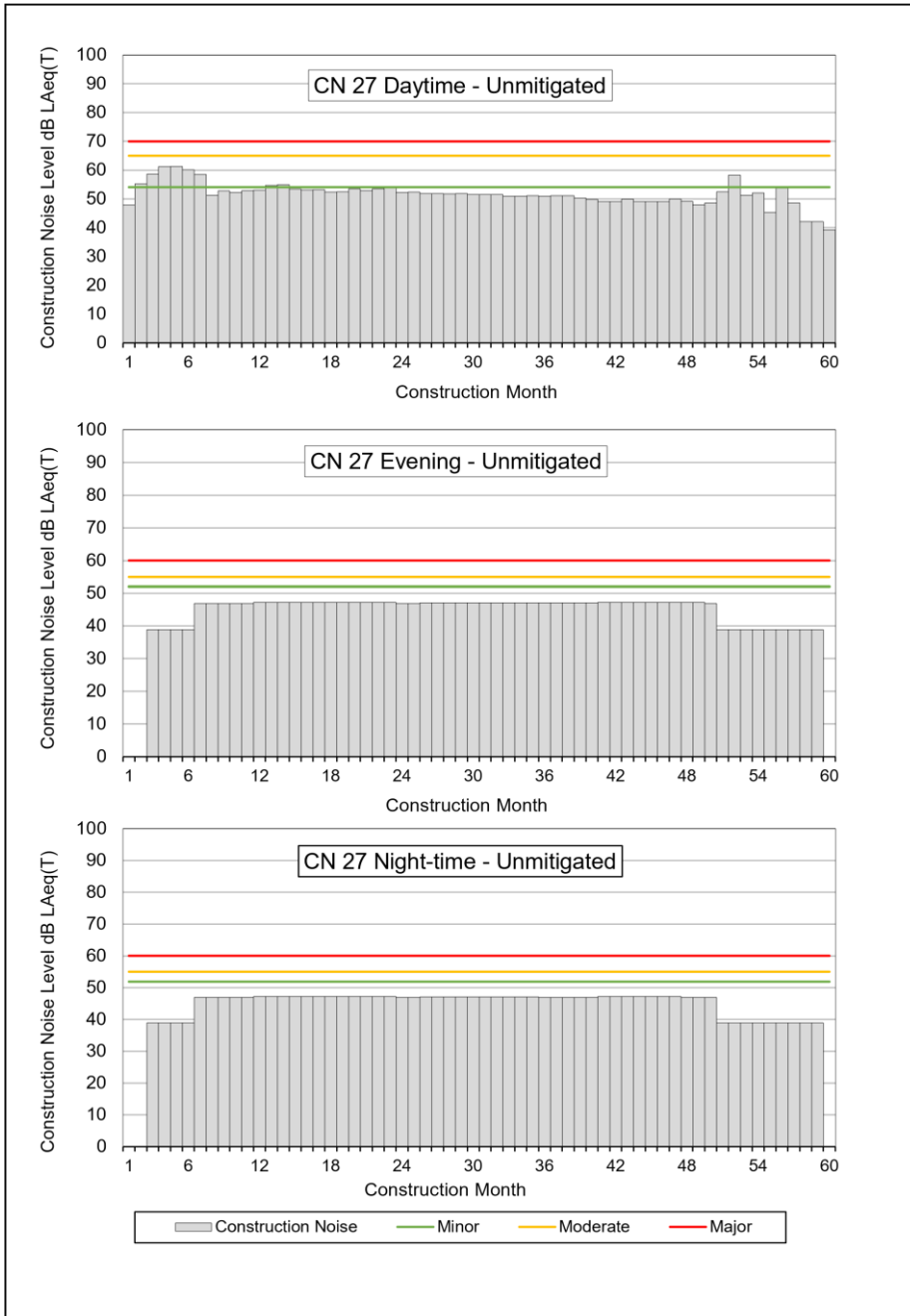
Graphical Representation of Unmitigated Construction Noise Levels at CN 26



Unmitigated Construction Noise Levels at CN 26

Predicted Daytime Construction Noise Levels												
Construction Month	1	2	3	4	5	6	7	8	9	10	11	12
dB LAeq(T)	36	30	37	41	42	37	55	54	54	54	54	53
Construction Month	13	14	15	16	17	18	19	20	21	22	23	24
dB LAeq(T)	53	53	53	53	53	53	53	53	52	52	52	52
Construction Month	25	26	27	28	29	30	31	32	33	34	35	36
dB LAeq(T)	52	52	52	52	52	50	52	50	52	50	52	50
Construction Month	37	38	39	40	41	42	43	44	45	46	47	48
dB LAeq(T)	52	50	49	49	34	41	42	34	34	34	42	42
Construction Month	49	50	51	52	53	54	55	56	57	58	59	60
dB LAeq(T)	34	34	34	34	34	38	37	37	34	34	34	0
Predicted Evening Construction Noise Levels												
Construction Month	1	2	3	4	5	6	7	8	9	10	11	12
dB LAeq(T)	0	0	34	34	34	34	34	34	34	34	34	34
Construction Month	13	14	15	16	17	18	19	20	21	22	23	24
dB LAeq(T)	34	34	34	34	34	34	34	34	34	34	34	34
Construction Month	25	26	27	28	29	30	31	32	33	34	35	36
dB LAeq(T)	34	34	34	34	34	34	34	34	34	34	34	34
Construction Month	37	38	39	40	41	42	43	44	45	46	47	48
dB LAeq(T)	34	34	34	34	34	34	34	34	34	34	34	34
Construction Month	49	50	51	52	53	54	55	56	57	58	59	60
dB LAeq(T)	34	34	34	34	34	34	34	34	34	34	34	0
Predicted Night-time Construction Noise Levels												
Construction Month	1	2	3	4	5	6	7	8	9	10	11	12
dB LAeq(T)	0	0	34	34	34	34	34	34	34	34	34	34
Construction Month	13	14	15	16	17	18	19	20	21	22	23	24
dB LAeq(T)	34	34	34	34	34	34	34	34	34	34	34	34
Construction Month	25	26	27	28	29	30	31	32	33	34	35	36
dB LAeq(T)	34	34	34	34	34	34	34	34	34	34	34	34
Construction Month	37	38	39	40	41	42	43	44	45	46	47	48
dB LAeq(T)	34	34	34	34	34	34	34	34	34	34	34	34
Construction Month	49	50	51	52	53	54	55	56	57	58	59	60
dB LAeq(T)	34	34	34	34	34	34	34	34	34	34	34	0

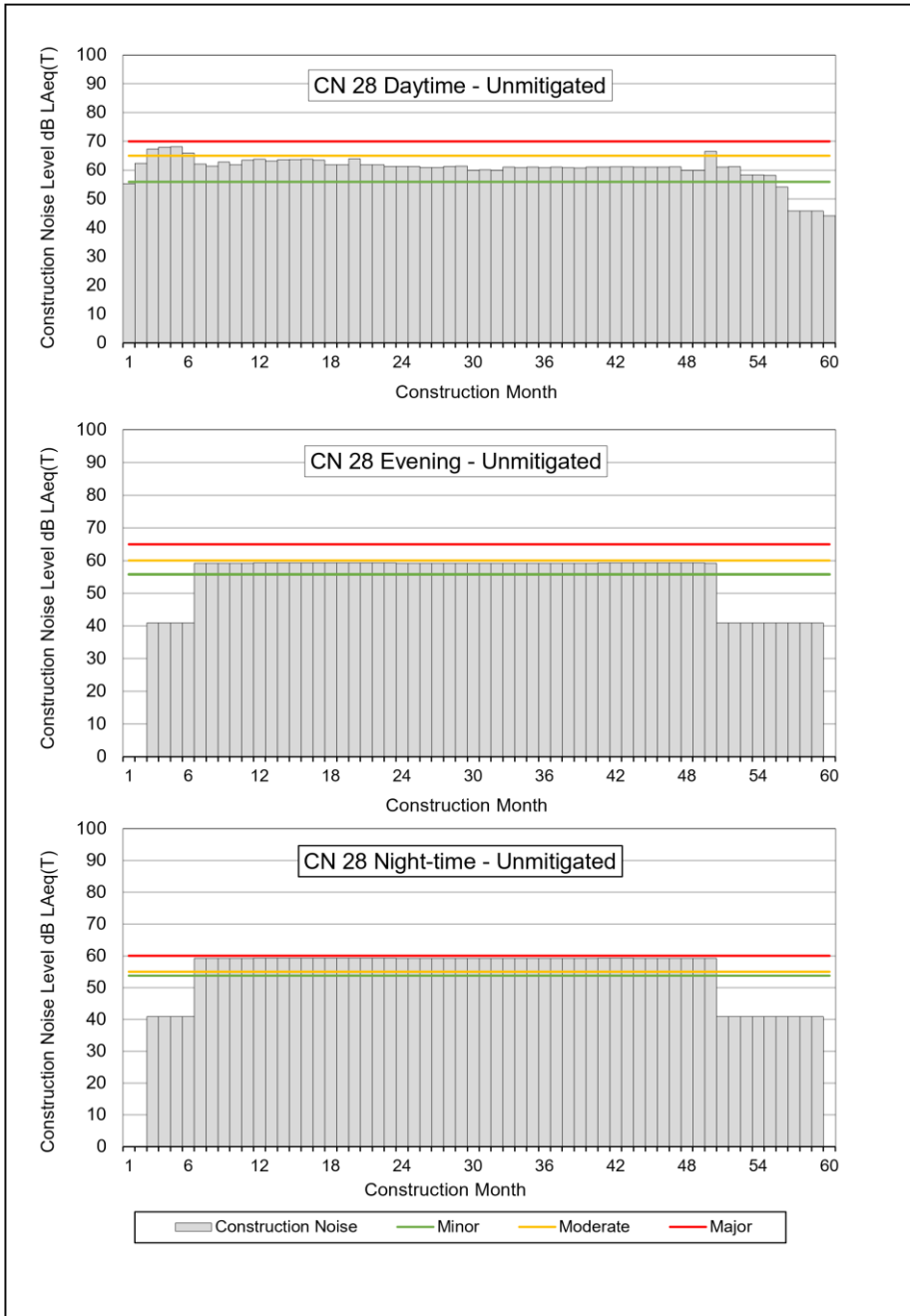
Graphical Representation of Unmitigated Construction Noise Levels at CN 27



Unmitigated Construction Noise Levels at CN 27

Predicted Daytime Construction Noise Levels												
Construction Month	1	2	3	4	5	6	7	8	9	10	11	12
dB LAeq(T)	48	55	59	61	61	60	59	51	53	52	53	53
Construction Month	13	14	15	16	17	18	19	20	21	22	23	24
dB LAeq(T)	55	55	53	53	53	52	53	54	53	54	54	52
Construction Month	25	26	27	28	29	30	31	32	33	34	35	36
dB LAeq(T)	52	52	52	52	52	52	52	52	51	51	51	51
Construction Month	37	38	39	40	41	42	43	44	45	46	47	48
dB LAeq(T)	51	51	50	50	49	49	50	49	49	49	50	49
Construction Month	49	50	51	52	53	54	55	56	57	58	59	60
dB LAeq(T)	48	49	53	58	51	52	45	54	49	42	42	39
Predicted Evening Construction Noise Levels												
Construction Month	1	2	3	4	5	6	7	8	9	10	11	12
dB LAeq(T)	0	0	39	39	39	39	47	47	47	47	47	47
Construction Month	13	14	15	16	17	18	19	20	21	22	23	24
dB LAeq(T)	47	47	47	47	47	47	47	47	47	47	47	47
Construction Month	25	26	27	28	29	30	31	32	33	34	35	36
dB LAeq(T)	47	47	47	47	47	47	47	47	47	47	47	47
Construction Month	37	38	39	40	41	42	43	44	45	46	47	48
dB LAeq(T)	47	47	47	47	47	47	47	47	47	47	47	47
Construction Month	49	50	51	52	53	54	55	56	57	58	59	60
dB LAeq(T)	47	47	39	39	39	39	39	39	39	39	39	0
Predicted Night-time Construction Noise Levels												
Construction Month	1	2	3	4	5	6	7	8	9	10	11	12
dB LAeq(T)	0	0	39	39	39	39	47	47	47	47	47	47
Construction Month	13	14	15	16	17	18	19	20	21	22	23	24
dB LAeq(T)	47	47	47	47	47	47	47	47	47	47	47	47
Construction Month	25	26	27	28	29	30	31	32	33	34	35	36
dB LAeq(T)	47	47	47	47	47	47	47	47	47	47	47	47
Construction Month	37	38	39	40	41	42	43	44	45	46	47	48
dB LAeq(T)	47	47	47	47	47	47	47	47	47	47	47	47
Construction Month	49	50	51	52	53	54	55	56	57	58	59	60
dB LAeq(T)	47	47	39	39	39	39	39	39	39	39	39	0

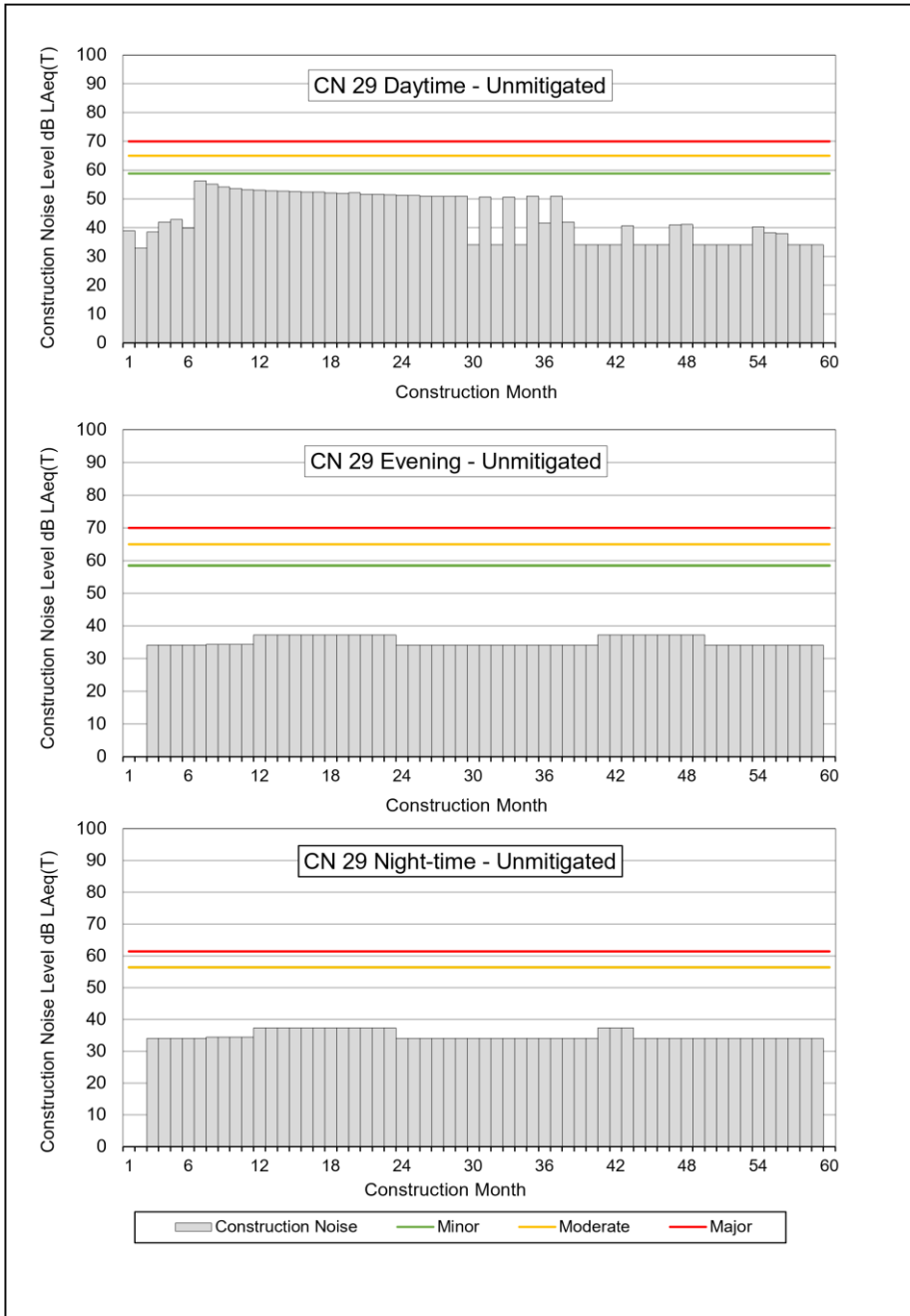
Graphical Representation of Unmitigated Construction Noise Levels at CN 28



Unmitigated Construction Noise Levels at CN 28

Predicted Daytime Construction Noise Levels												
Construction Month	1	2	3	4	5	6	7	8	9	10	11	12
dB LAeq(T)	55	62	67	68	68	66	62	61	63	62	64	64
Construction Month	13	14	15	16	17	18	19	20	21	22	23	24
dB LAeq(T)	63	64	64	64	64	62	62	64	62	62	61	61
Construction Month	25	26	27	28	29	30	31	32	33	34	35	36
dB LAeq(T)	61	61	61	61	61	60	60	60	61	61	61	61
Construction Month	37	38	39	40	41	42	43	44	45	46	47	48
dB LAeq(T)	61	61	61	61	61	61	61	61	61	61	61	60
Construction Month	49	50	51	52	53	54	55	56	57	58	59	60
dB LAeq(T)	60	67	61	61	58	58	58	54	46	46	46	44
Predicted Evening Construction Noise Levels												
Construction Month	1	2	3	4	5	6	7	8	9	10	11	12
dB LAeq(T)	0	0	41	41	41	41	59	59	59	59	59	59
Construction Month	13	14	15	16	17	18	19	20	21	22	23	24
dB LAeq(T)	59	59	59	59	59	59	59	59	59	59	59	59
Construction Month	25	26	27	28	29	30	31	32	33	34	35	36
dB LAeq(T)	59	59	59	59	59	59	59	59	59	59	59	59
Construction Month	37	38	39	40	41	42	43	44	45	46	47	48
dB LAeq(T)	59	59	59	59	59	59	59	59	59	59	59	59
Construction Month	49	50	51	52	53	54	55	56	57	58	59	60
dB LAeq(T)	59	59	41	41	41	41	41	41	41	41	41	0
Predicted Night-time Construction Noise Levels												
Construction Month	1	2	3	4	5	6	7	8	9	10	11	12
dB LAeq(T)	0	0	41	41	41	41	59	59	59	59	59	59
Construction Month	13	14	15	16	17	18	19	20	21	22	23	24
dB LAeq(T)	59	59	59	59	59	59	59	59	59	59	59	59
Construction Month	25	26	27	28	29	30	31	32	33	34	35	36
dB LAeq(T)	59	59	59	59	59	59	59	59	59	59	59	59
Construction Month	37	38	39	40	41	42	43	44	45	46	47	48
dB LAeq(T)	59	59	59	59	59	59	59	59	59	59	59	59
Construction Month	49	50	51	52	53	54	55	56	57	58	59	60
dB LAeq(T)	59	59	41	41	41	41	41	41	41	41	41	0

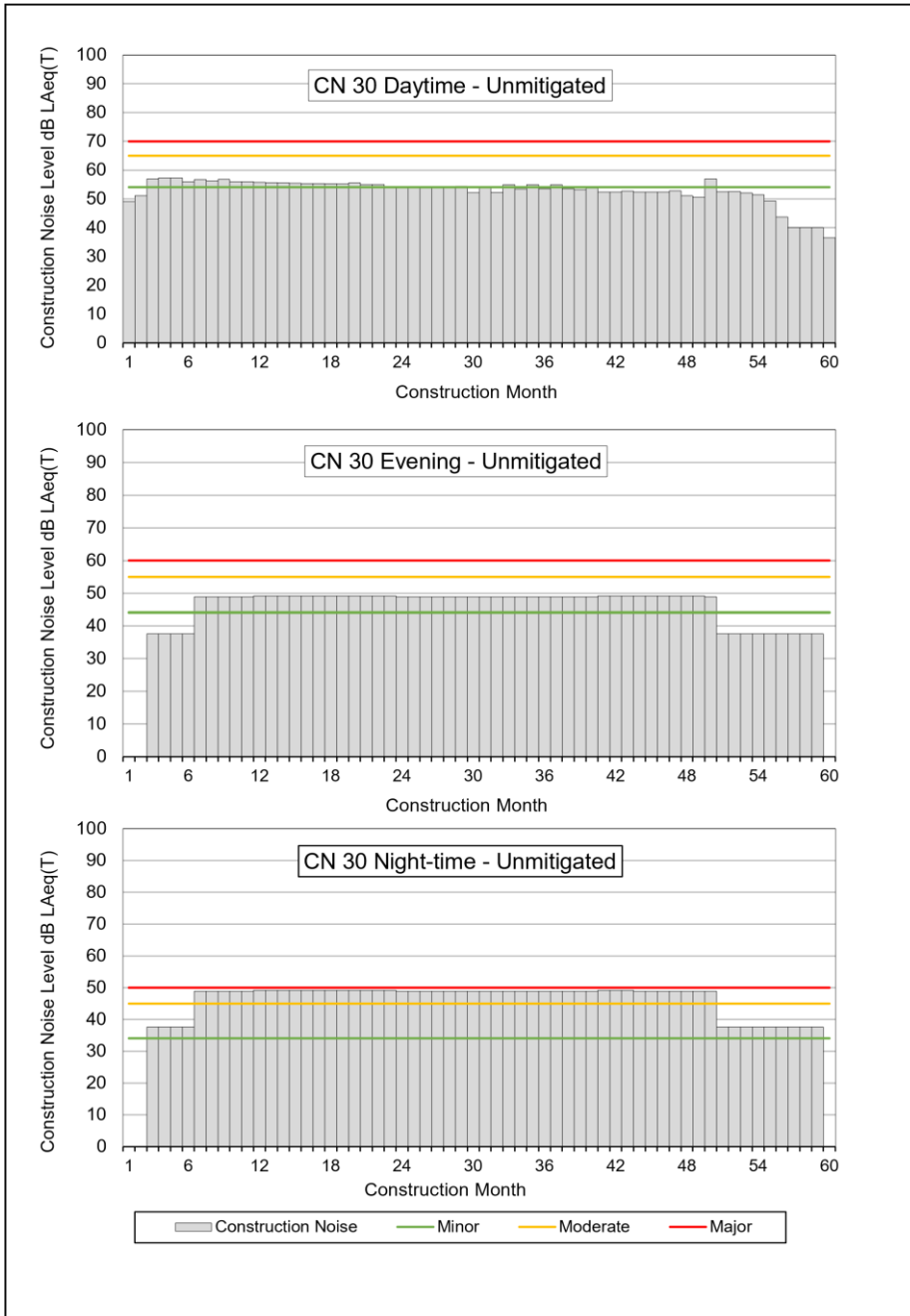
Graphical Representation of Unmitigated Construction Noise Levels at CN 29



Unmitigated Construction Noise Levels at CN 29

Predicted Daytime Construction Noise Levels												
Construction Month	1	2	3	4	5	6	7	8	9	10	11	12
dB LAeq(T)	39	33	39	42	43	40	56	55	54	54	53	53
Construction Month	13	14	15	16	17	18	19	20	21	22	23	24
dB LAeq(T)	53	53	53	52	52	52	52	52	52	52	51	51
Construction Month	25	26	27	28	29	30	31	32	33	34	35	36
dB LAeq(T)	51	51	51	51	51	34	51	34	51	34	51	42
Construction Month	37	38	39	40	41	42	43	44	45	46	47	48
dB LAeq(T)	51	42	34	34	34	34	41	34	34	34	41	41
Construction Month	49	50	51	52	53	54	55	56	57	58	59	60
dB LAeq(T)	34	34	34	34	34	40	38	38	34	34	34	0
Predicted Evening Construction Noise Levels												
Construction Month	1	2	3	4	5	6	7	8	9	10	11	12
dB LAeq(T)	0	0	34	34	34	34	34	34	34	34	34	37
Construction Month	13	14	15	16	17	18	19	20	21	22	23	24
dB LAeq(T)	37	37	37	37	37	37	37	37	37	37	37	34
Construction Month	25	26	27	28	29	30	31	32	33	34	35	36
dB LAeq(T)	34	34	34	34	34	34	34	34	34	34	34	34
Construction Month	37	38	39	40	41	42	43	44	45	46	47	48
dB LAeq(T)	34	34	34	34	37	37	37	37	37	37	37	37
Construction Month	49	50	51	52	53	54	55	56	57	58	59	60
dB LAeq(T)	37	34	34	34	34	34	34	34	34	34	34	0
Predicted Night-time Construction Noise Levels												
Construction Month	1	2	3	4	5	6	7	8	9	10	11	12
dB LAeq(T)	0	0	34	34	34	34	34	34	34	34	34	37
Construction Month	13	14	15	16	17	18	19	20	21	22	23	24
dB LAeq(T)	37	37	37	37	37	37	37	37	37	37	37	34
Construction Month	25	26	27	28	29	30	31	32	33	34	35	36
dB LAeq(T)	34	34	34	34	34	34	34	34	34	34	34	34
Construction Month	37	38	39	40	41	42	43	44	45	46	47	48
dB LAeq(T)	34	34	34	34	37	37	37	34	34	34	34	34
Construction Month	49	50	51	52	53	54	55	56	57	58	59	60
dB LAeq(T)	34	34	34	34	34	34	34	34	34	34	34	0

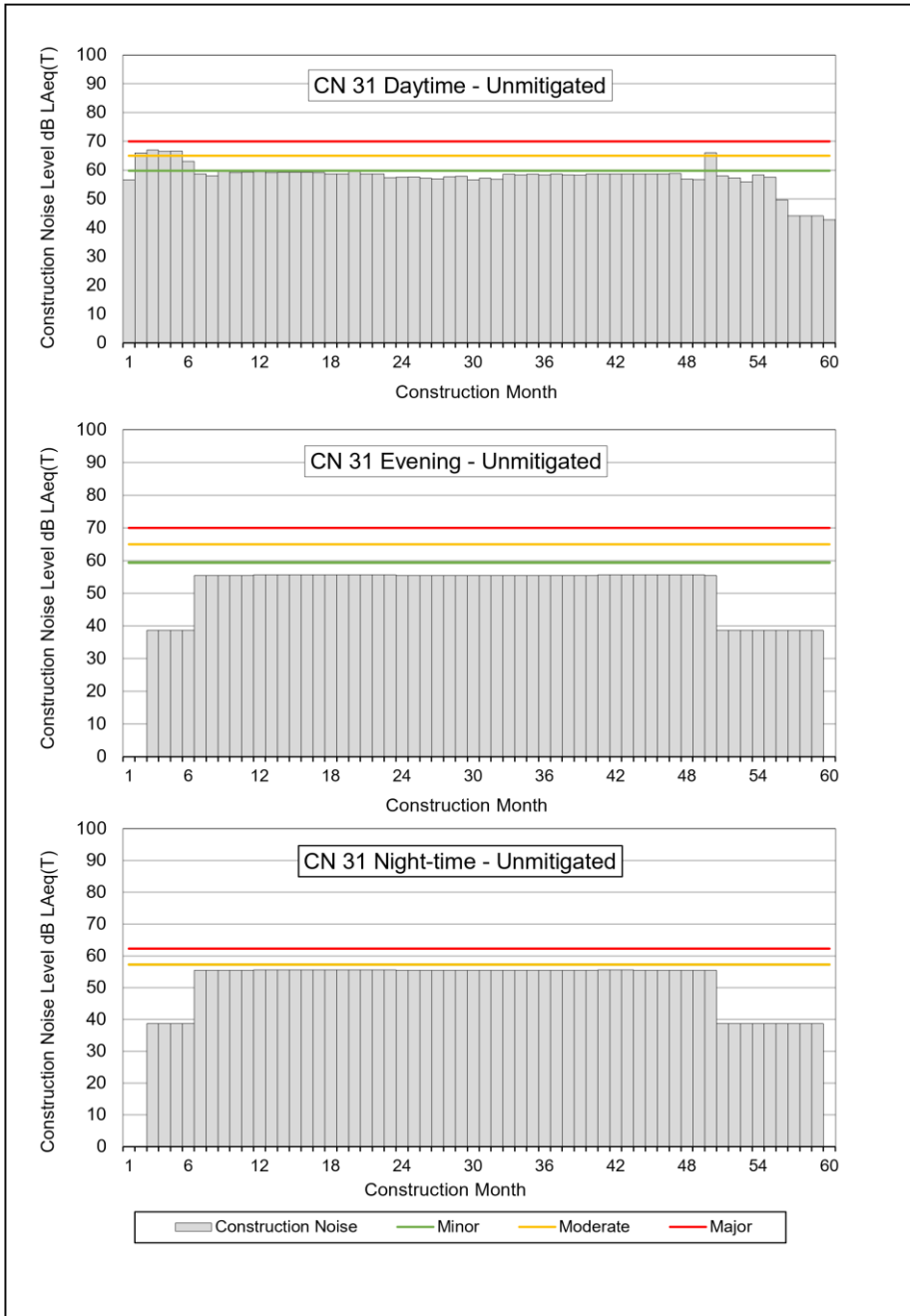
Graphical Representation of Unmitigated Construction Noise Levels at CN 30



Unmitigated Construction Noise Levels at CN 30

Predicted Daytime Construction Noise Levels												
Construction Month	1	2	3	4	5	6	7	8	9	10	11	12
dB LAeq(T)	49	51	57	57	57	56	57	56	57	56	56	56
Construction Month	13	14	15	16	17	18	19	20	21	22	23	24
dB LAeq(T)	56	56	56	55	55	55	55	56	55	55	54	54
Construction Month	25	26	27	28	29	30	31	32	33	34	35	36
dB LAeq(T)	54	54	54	54	54	52	54	52	55	53	55	54
Construction Month	37	38	39	40	41	42	43	44	45	46	47	48
dB LAeq(T)	55	54	53	54	52	52	53	52	52	52	53	51
Construction Month	49	50	51	52	53	54	55	56	57	58	59	60
dB LAeq(T)	51	57	53	53	52	51	49	44	40	40	40	37
Predicted Evening Construction Noise Levels												
Construction Month	1	2	3	4	5	6	7	8	9	10	11	12
dB LAeq(T)	0	0	38	38	38	38	49	49	49	49	49	49
Construction Month	13	14	15	16	17	18	19	20	21	22	23	24
dB LAeq(T)	49	49	49	49	49	49	49	49	49	49	49	49
Construction Month	25	26	27	28	29	30	31	32	33	34	35	36
dB LAeq(T)	49	49	49	49	49	49	49	49	49	49	49	49
Construction Month	37	38	39	40	41	42	43	44	45	46	47	48
dB LAeq(T)	49	49	49	49	49	49	49	49	49	49	49	49
Construction Month	49	50	51	52	53	54	55	56	57	58	59	60
dB LAeq(T)	49	49	38	38	38	38	38	38	38	38	38	0
Predicted Night-time Construction Noise Levels												
Construction Month	1	2	3	4	5	6	7	8	9	10	11	12
dB LAeq(T)	0	0	38	38	38	38	49	49	49	49	49	49
Construction Month	13	14	15	16	17	18	19	20	21	22	23	24
dB LAeq(T)	49	49	49	49	49	49	49	49	49	49	49	49
Construction Month	25	26	27	28	29	30	31	32	33	34	35	36
dB LAeq(T)	49	49	49	49	49	49	49	49	49	49	49	49
Construction Month	37	38	39	40	41	42	43	44	45	46	47	48
dB LAeq(T)	49	49	49	49	49	49	49	49	49	49	49	49
Construction Month	49	50	51	52	53	54	55	56	57	58	59	60
dB LAeq(T)	49	49	38	38	38	38	38	38	38	38	38	0

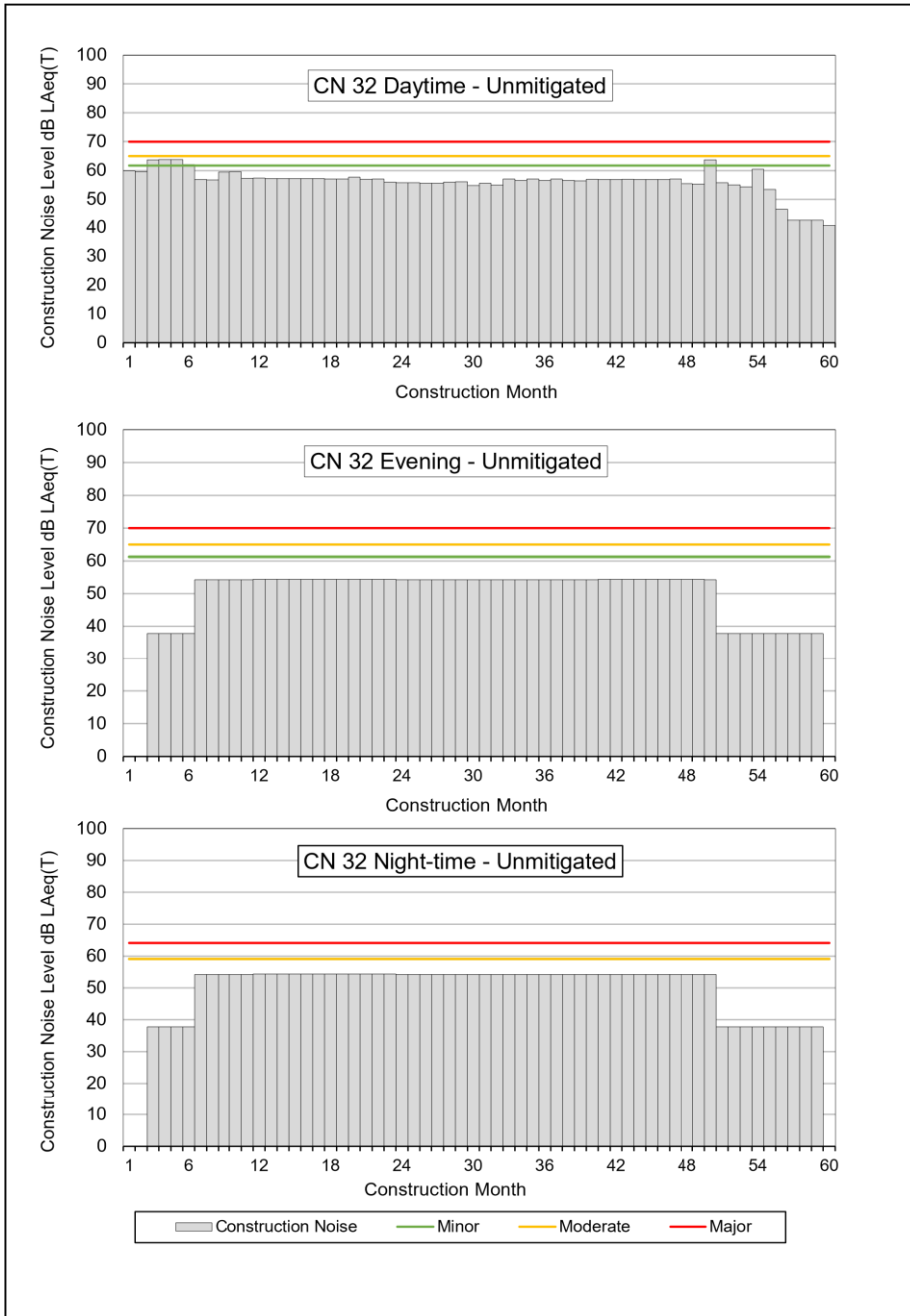
Graphical Representation of Unmitigated Construction Noise Levels at CN 31



Unmitigated Construction Noise Levels at CN 31

Predicted Daytime Construction Noise Levels												
Construction Month	1	2	3	4	5	6	7	8	9	10	11	12
dB LAeq(T)	57	66	67	67	67	63	59	58	60	59	59	59
Construction Month	13	14	15	16	17	18	19	20	21	22	23	24
dB LAeq(T)	59	59	59	59	59	59	59	60	59	59	57	58
Construction Month	25	26	27	28	29	30	31	32	33	34	35	36
dB LAeq(T)	58	57	57	58	58	57	57	57	59	58	59	58
Construction Month	37	38	39	40	41	42	43	44	45	46	47	48
dB LAeq(T)	59	58	58	59	59	59	59	59	59	59	59	57
Construction Month	49	50	51	52	53	54	55	56	57	58	59	60
dB LAeq(T)	57	66	58	57	56	58	58	50	44	44	44	43
Predicted Evening Construction Noise Levels												
Construction Month	1	2	3	4	5	6	7	8	9	10	11	12
dB LAeq(T)	0	0	39	39	39	39	55	55	55	55	55	56
Construction Month	13	14	15	16	17	18	19	20	21	22	23	24
dB LAeq(T)	56	56	56	56	56	56	56	56	56	56	56	55
Construction Month	25	26	27	28	29	30	31	32	33	34	35	36
dB LAeq(T)	55	55	55	55	55	55	55	55	55	55	55	55
Construction Month	37	38	39	40	41	42	43	44	45	46	47	48
dB LAeq(T)	55	55	55	55	56	56	56	56	56	56	56	56
Construction Month	49	50	51	52	53	54	55	56	57	58	59	60
dB LAeq(T)	56	55	39	39	39	39	39	39	39	39	39	0
Predicted Night-time Construction Noise Levels												
Construction Month	1	2	3	4	5	6	7	8	9	10	11	12
dB LAeq(T)	0	0	39	39	39	39	55	55	55	55	55	56
Construction Month	13	14	15	16	17	18	19	20	21	22	23	24
dB LAeq(T)	56	56	56	56	56	56	56	56	56	56	56	55
Construction Month	25	26	27	28	29	30	31	32	33	34	35	36
dB LAeq(T)	55	55	55	55	55	55	55	55	55	55	55	55
Construction Month	37	38	39	40	41	42	43	44	45	46	47	48
dB LAeq(T)	55	55	55	55	56	56	56	55	55	55	55	55
Construction Month	49	50	51	52	53	54	55	56	57	58	59	60
dB LAeq(T)	55	55	39	39	39	39	39	39	39	39	39	0

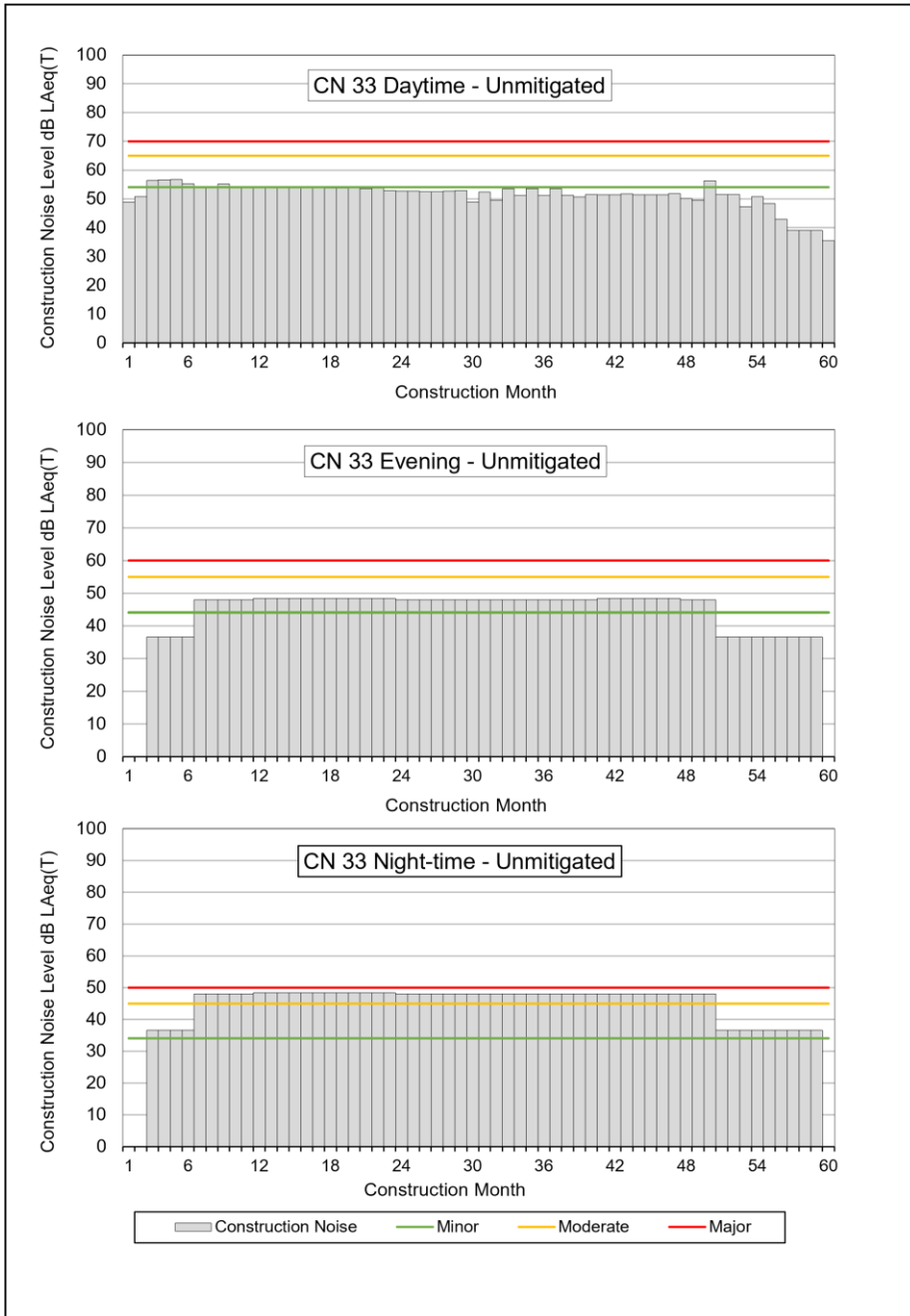
Graphical Representation of Unmitigated Construction Noise Levels at CN 32



Unmitigated Construction Noise Levels at CN 32

Predicted Daytime Construction Noise Levels												
Construction Month	1	2	3	4	5	6	7	8	9	10	11	12
dB LAeq(T)	60	60	64	64	64	62	57	57	59	60	57	57
Construction Month	13	14	15	16	17	18	19	20	21	22	23	24
dB LAeq(T)	57	57	57	57	57	57	57	58	57	57	56	56
Construction Month	25	26	27	28	29	30	31	32	33	34	35	36
dB LAeq(T)	56	56	56	56	56	55	56	55	57	57	57	57
Construction Month	37	38	39	40	41	42	43	44	45	46	47	48
dB LAeq(T)	57	57	56	57	57	57	57	57	57	57	57	56
Construction Month	49	50	51	52	53	54	55	56	57	58	59	60
dB LAeq(T)	55	64	56	55	54	60	53	47	42	42	42	41
Predicted Evening Construction Noise Levels												
Construction Month	1	2	3	4	5	6	7	8	9	10	11	12
dB LAeq(T)	0	0	38	38	38	38	54	54	54	54	54	54
Construction Month	13	14	15	16	17	18	19	20	21	22	23	24
dB LAeq(T)	54	54	54	54	54	54	54	54	54	54	54	54
Construction Month	25	26	27	28	29	30	31	32	33	34	35	36
dB LAeq(T)	54	54	54	54	54	54	54	54	54	54	54	54
Construction Month	37	38	39	40	41	42	43	44	45	46	47	48
dB LAeq(T)	54	54	54	54	54	54	54	54	54	54	54	54
Construction Month	49	50	51	52	53	54	55	56	57	58	59	60
dB LAeq(T)	54	54	38	38	38	38	38	38	38	38	38	0
Predicted Night-time Construction Noise Levels												
Construction Month	1	2	3	4	5	6	7	8	9	10	11	12
dB LAeq(T)	0	0	38	38	38	38	54	54	54	54	54	54
Construction Month	13	14	15	16	17	18	19	20	21	22	23	24
dB LAeq(T)	54	54	54	54	54	54	54	54	54	54	54	54
Construction Month	25	26	27	28	29	30	31	32	33	34	35	36
dB LAeq(T)	54	54	54	54	54	54	54	54	54	54	54	54
Construction Month	37	38	39	40	41	42	43	44	45	46	47	48
dB LAeq(T)	54	54	54	54	54	54	54	54	54	54	54	54
Construction Month	49	50	51	52	53	54	55	56	57	58	59	60
dB LAeq(T)	54	54	38	38	38	38	38	38	38	38	38	0

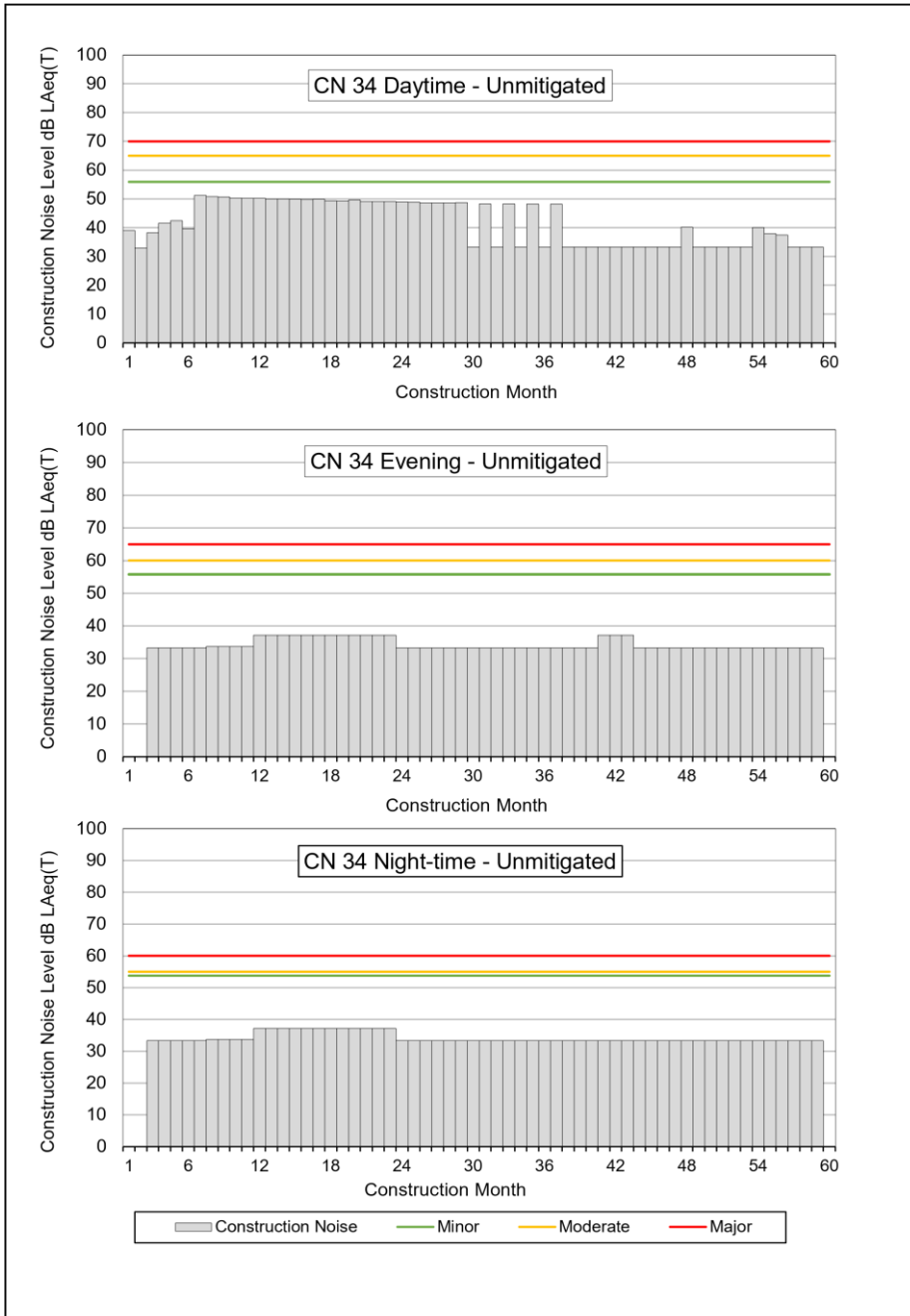
Graphical Representation of Unmitigated Construction Noise Levels at CN 33



Unmitigated Construction Noise Levels at CN 33

Predicted Daytime Construction Noise Levels												
Construction Month	1	2	3	4	5	6	7	8	9	10	11	12
dB LAeq(T)	49	51	56	57	57	55	54	54	55	54	54	54
Construction Month	13	14	15	16	17	18	19	20	21	22	23	24
dB LAeq(T)	54	54	54	54	54	54	54	54	54	54	53	53
Construction Month	25	26	27	28	29	30	31	32	33	34	35	36
dB LAeq(T)	53	53	53	53	53	49	52	50	54	51	54	51
Construction Month	37	38	39	40	41	42	43	44	45	46	47	48
dB LAeq(T)	54	51	51	52	51	51	52	51	51	51	52	50
Construction Month	49	50	51	52	53	54	55	56	57	58	59	60
dB LAeq(T)	50	56	52	52	47	51	48	43	39	39	39	35
Predicted Evening Construction Noise Levels												
Construction Month	1	2	3	4	5	6	7	8	9	10	11	12
dB LAeq(T)	0	0	37	37	37	37	48	48	48	48	48	48
Construction Month	13	14	15	16	17	18	19	20	21	22	23	24
dB LAeq(T)	48	48	48	48	48	48	48	48	48	48	48	48
Construction Month	25	26	27	28	29	30	31	32	33	34	35	36
dB LAeq(T)	48	48	48	48	48	48	48	48	48	48	48	48
Construction Month	37	38	39	40	41	42	43	44	45	46	47	48
dB LAeq(T)	48	48	48	48	48	48	48	48	48	48	48	48
Construction Month	49	50	51	52	53	54	55	56	57	58	59	60
dB LAeq(T)	48	48	37	37	37	37	37	37	37	37	37	0
Predicted Night-time Construction Noise Levels												
Construction Month	1	2	3	4	5	6	7	8	9	10	11	12
dB LAeq(T)	0	0	37	37	37	37	48	48	48	48	48	48
Construction Month	13	14	15	16	17	18	19	20	21	22	23	24
dB LAeq(T)	48	48	48	48	48	48	48	48	48	48	48	48
Construction Month	25	26	27	28	29	30	31	32	33	34	35	36
dB LAeq(T)	48	48	48	48	48	48	48	48	48	48	48	48
Construction Month	37	38	39	40	41	42	43	44	45	46	47	48
dB LAeq(T)	48	48	48	48	48	48	48	48	48	48	48	48
Construction Month	49	50	51	52	53	54	55	56	57	58	59	60
dB LAeq(T)	48	48	37	37	37	37	37	37	37	37	37	0

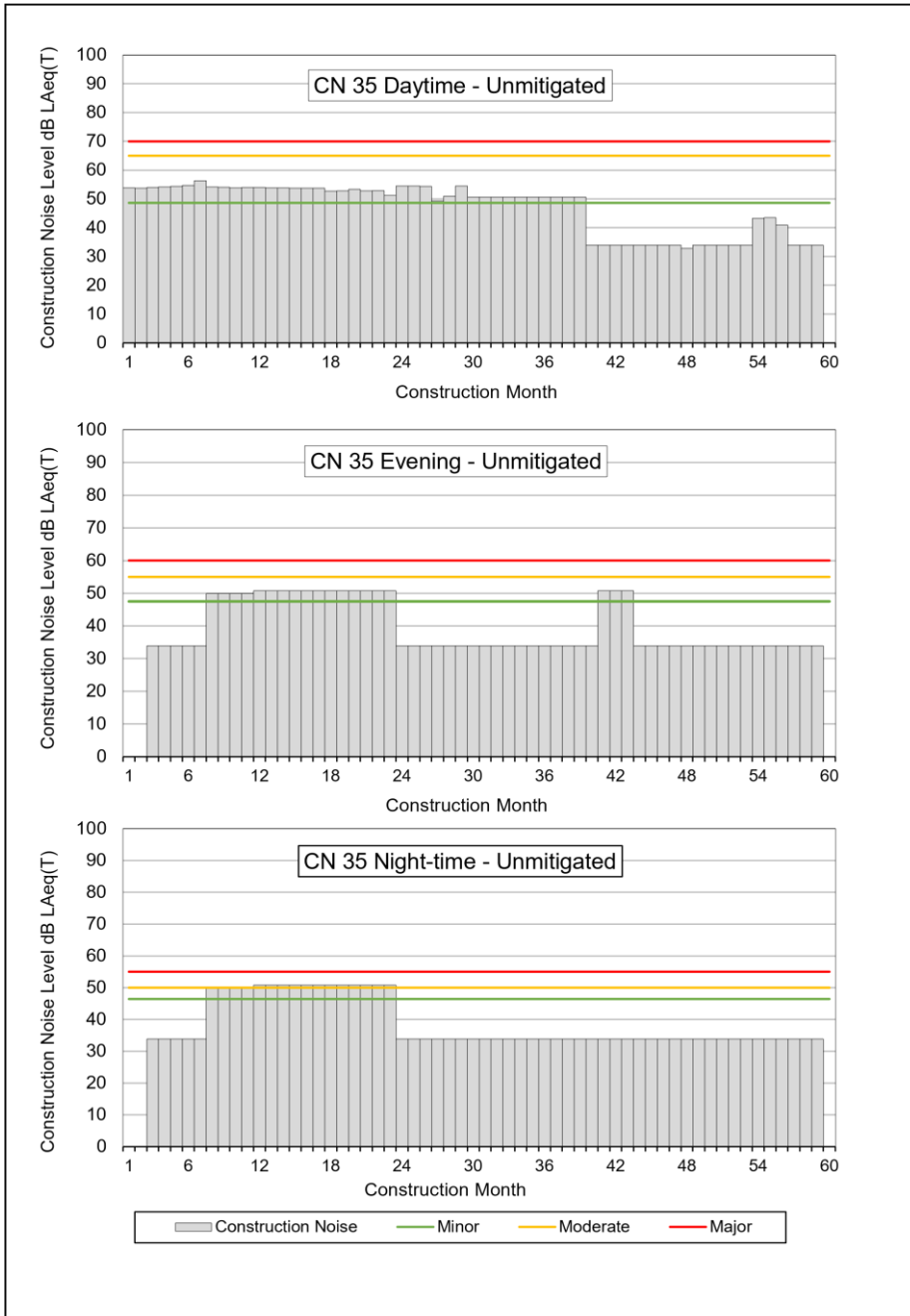
Graphical Representation of Unmitigated Construction Noise Levels at CN 34



Unmitigated Construction Noise Levels at CN 34

Predicted Daytime Construction Noise Levels												
Construction Month	1	2	3	4	5	6	7	8	9	10	11	12
dB LAeq(T)	39	33	38	42	42	40	51	51	51	50	50	50
Construction Month	13	14	15	16	17	18	19	20	21	22	23	24
dB LAeq(T)	50	50	50	50	50	49	49	50	49	49	49	49
Construction Month	25	26	27	28	29	30	31	32	33	34	35	36
dB LAeq(T)	49	49	49	49	49	33	48	33	48	33	48	33
Construction Month	37	38	39	40	41	42	43	44	45	46	47	48
dB LAeq(T)	48	33	33	33	33	33	33	33	33	33	33	40
Construction Month	49	50	51	52	53	54	55	56	57	58	59	60
dB LAeq(T)	33	33	33	33	33	40	38	38	33	33	33	0
Predicted Evening Construction Noise Levels												
Construction Month	1	2	3	4	5	6	7	8	9	10	11	12
dB LAeq(T)	0	0	33	33	33	33	33	34	34	34	34	37
Construction Month	13	14	15	16	17	18	19	20	21	22	23	24
dB LAeq(T)	37	37	37	37	37	37	37	37	37	37	37	33
Construction Month	25	26	27	28	29	30	31	32	33	34	35	36
dB LAeq(T)	33	33	33	33	33	33	33	33	33	33	33	33
Construction Month	37	38	39	40	41	42	43	44	45	46	47	48
dB LAeq(T)	33	33	33	33	37	37	37	33	33	33	33	33
Construction Month	49	50	51	52	53	54	55	56	57	58	59	60
dB LAeq(T)	33	33	33	33	33	33	33	33	33	33	33	0
Predicted Night-time Construction Noise Levels												
Construction Month	1	2	3	4	5	6	7	8	9	10	11	12
dB LAeq(T)	0	0	33	33	33	33	33	34	34	34	34	37
Construction Month	13	14	15	16	17	18	19	20	21	22	23	24
dB LAeq(T)	37	37	37	37	37	37	37	37	37	37	37	33
Construction Month	25	26	27	28	29	30	31	32	33	34	35	36
dB LAeq(T)	33	33	33	33	33	33	33	33	33	33	33	33
Construction Month	37	38	39	40	41	42	43	44	45	46	47	48
dB LAeq(T)	33	33	33	33	33	33	33	33	33	33	33	33
Construction Month	49	50	51	52	53	54	55	56	57	58	59	60
dB LAeq(T)	33	33	33	33	33	33	33	33	33	33	33	0

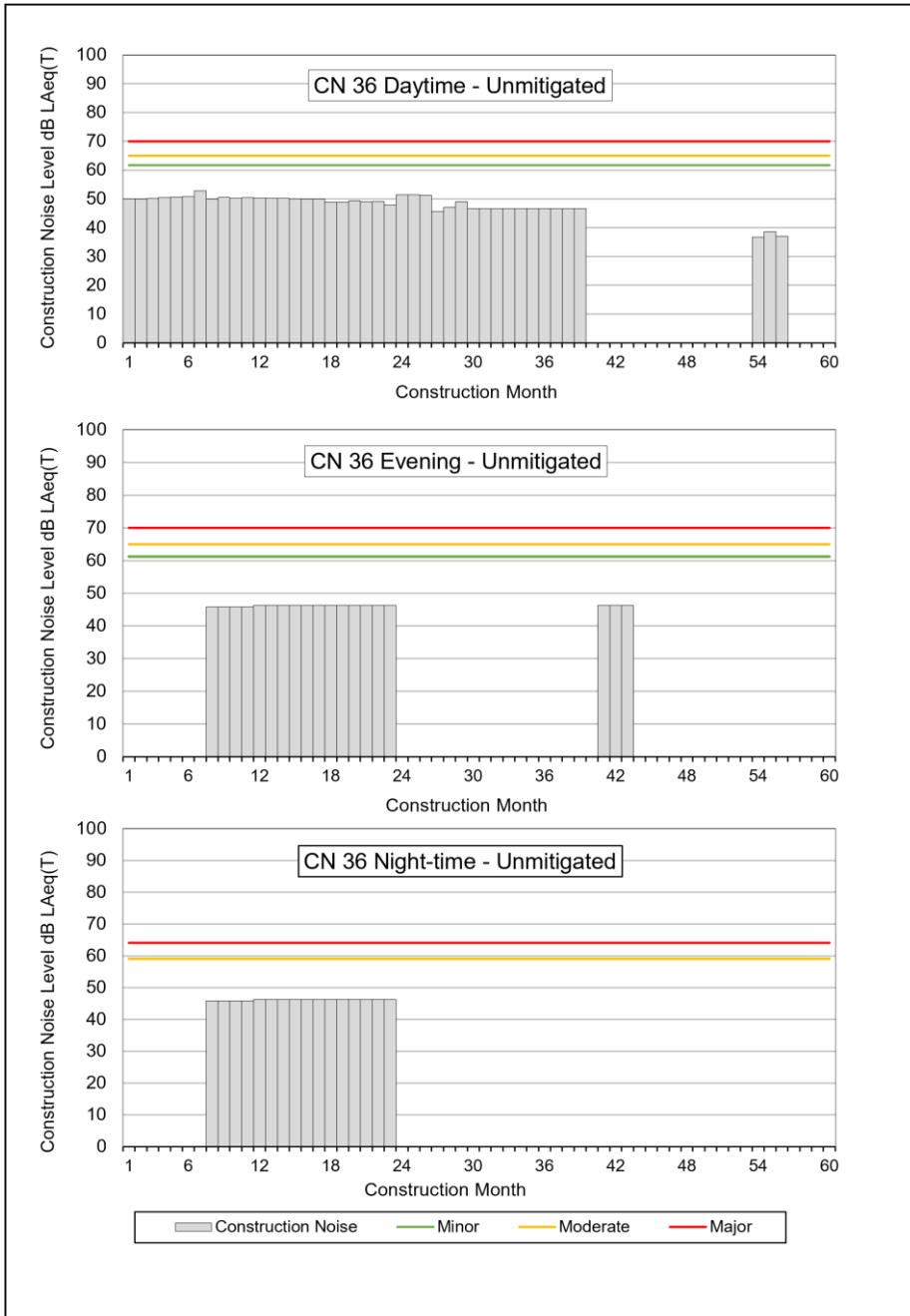
Graphical Representation of Unmitigated Construction Noise Levels at CN 35



Unmitigated Construction Noise Levels at CN 35

Predicted Daytime Construction Noise Levels												
Construction Month	1	2	3	4	5	6	7	8	9	10	11	12
dB LAeq(T)	54	54	54	54	54	55	56	54	54	54	54	54
Construction Month	13	14	15	16	17	18	19	20	21	22	23	24
dB LAeq(T)	54	54	54	54	54	53	53	53	53	53	51	55
Construction Month	25	26	27	28	29	30	31	32	33	34	35	36
dB LAeq(T)	55	54	49	51	55	51	51	51	51	51	51	51
Construction Month	37	38	39	40	41	42	43	44	45	46	47	48
dB LAeq(T)	51	51	51	34	34	34	34	34	34	34	34	33
Construction Month	49	50	51	52	53	54	55	56	57	58	59	60
dB LAeq(T)	34	34	34	34	34	43	44	41	34	34	34	0
Predicted Evening Construction Noise Levels												
Construction Month	1	2	3	4	5	6	7	8	9	10	11	12
dB LAeq(T)	0	0	34	34	34	34	34	50	50	50	50	51
Construction Month	13	14	15	16	17	18	19	20	21	22	23	24
dB LAeq(T)	51	51	51	51	51	51	51	51	51	51	51	34
Construction Month	25	26	27	28	29	30	31	32	33	34	35	36
dB LAeq(T)	34	34	34	34	34	34	34	34	34	34	34	34
Construction Month	37	38	39	40	41	42	43	44	45	46	47	48
dB LAeq(T)	34	34	34	34	51	51	51	34	34	34	34	34
Construction Month	49	50	51	52	53	54	55	56	57	58	59	60
dB LAeq(T)	34	34	34	34	34	34	34	34	34	34	34	0
Predicted Night-time Construction Noise Levels												
Construction Month	1	2	3	4	5	6	7	8	9	10	11	12
dB LAeq(T)	0	0	34	34	34	34	34	50	50	50	50	51
Construction Month	13	14	15	16	17	18	19	20	21	22	23	24
dB LAeq(T)	51	51	51	51	51	51	51	51	51	51	51	34
Construction Month	25	26	27	28	29	30	31	32	33	34	35	36
dB LAeq(T)	34	34	34	34	34	34	34	34	34	34	34	34
Construction Month	37	38	39	40	41	42	43	44	45	46	47	48
dB LAeq(T)	34	34	34	34	34	34	34	34	34	34	34	34
Construction Month	49	50	51	52	53	54	55	56	57	58	59	60
dB LAeq(T)	34	34	34	34	34	34	34	34	34	34	34	0

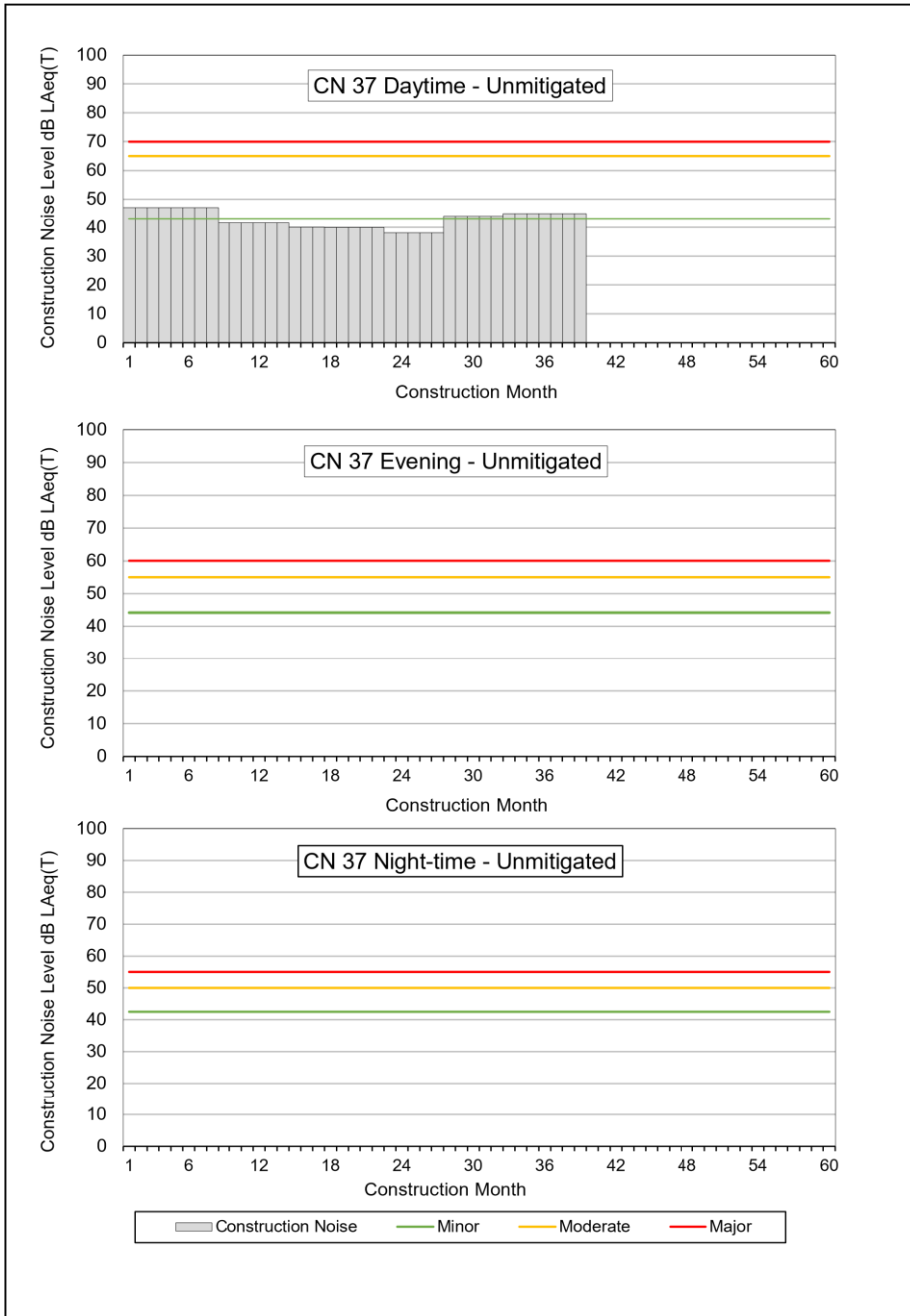
Graphical Representation of Unmitigated Construction Noise Levels at CN 36



Unmitigated Construction Noise Levels at CN 36

Predicted Daytime Construction Noise Levels												
Construction Month	1	2	3	4	5	6	7	8	9	10	11	12
dB LAeq(T)	50	50	50	50	51	51	53	50	51	50	50	50
Construction Month	13	14	15	16	17	18	19	20	21	22	23	24
dB LAeq(T)	50	50	50	50	50	49	49	49	49	49	48	51
Construction Month	25	26	27	28	29	30	31	32	33	34	35	36
dB LAeq(T)	51	51	46	47	49	47	47	47	47	47	47	47
Construction Month	37	38	39	40	41	42	43	44	45	46	47	48
dB LAeq(T)	47	47	47	0	0	0	0	0	0	0	0	0
Construction Month	49	50	51	52	53	54	55	56	57	58	59	60
dB LAeq(T)	0	0	0	0	0	37	39	37	0	0	0	0
Predicted Evening Construction Noise Levels												
Construction Month	1	2	3	4	5	6	7	8	9	10	11	12
dB LAeq(T)	0	0	0	0	0	0	0	46	46	46	46	46
Construction Month	13	14	15	16	17	18	19	20	21	22	23	24
dB LAeq(T)	46	46	46	46	46	46	46	46	46	46	46	0
Construction Month	25	26	27	28	29	30	31	32	33	34	35	36
dB LAeq(T)	0	0	0	0	0	0	0	0	0	0	0	0
Construction Month	37	38	39	40	41	42	43	44	45	46	47	48
dB LAeq(T)	0	0	0	0	46	46	46	0	0	0	0	0
Construction Month	49	50	51	52	53	54	55	56	57	58	59	60
dB LAeq(T)	0	0	0	0	0	0	0	0	0	0	0	0
Predicted Night-time Construction Noise Levels												
Construction Month	1	2	3	4	5	6	7	8	9	10	11	12
dB LAeq(T)	0	0	0	0	0	0	0	46	46	46	46	46
Construction Month	13	14	15	16	17	18	19	20	21	22	23	24
dB LAeq(T)	46	46	46	46	46	46	46	46	46	46	46	0
Construction Month	25	26	27	28	29	30	31	32	33	34	35	36
dB LAeq(T)	0	0	0	0	0	0	0	0	0	0	0	0
Construction Month	37	38	39	40	41	42	43	44	45	46	47	48
dB LAeq(T)	0	0	0	0	0	0	0	0	0	0	0	0
Construction Month	49	50	51	52	53	54	55	56	57	58	59	60
dB LAeq(T)	0	0	0	0	0	0	0	0	0	0	0	0

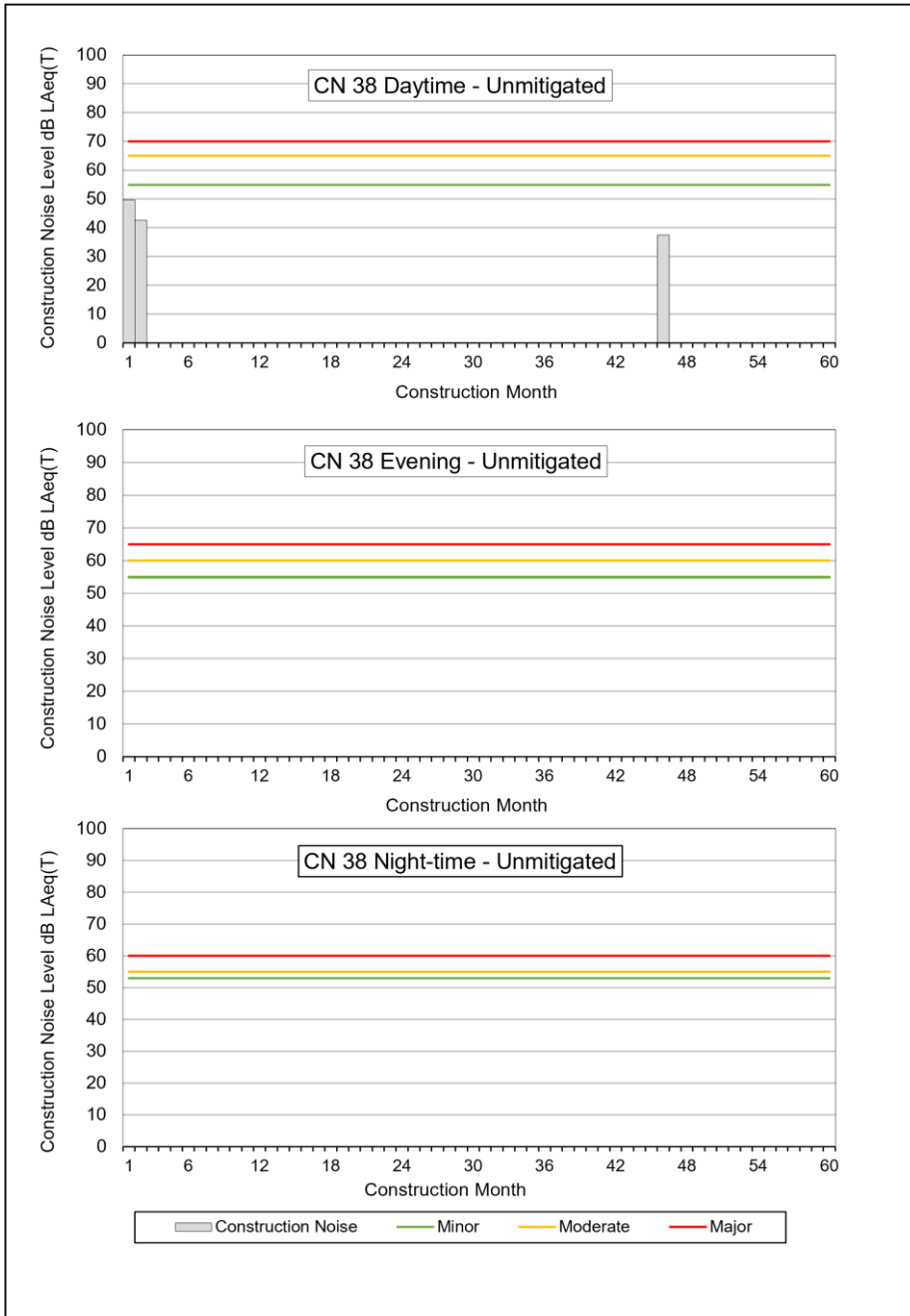
Graphical Representation of Unmitigated Construction Noise Levels at CN 37



Unmitigated Construction Noise Levels at CN 37

Predicted Daytime Construction Noise Levels												
Construction Month	1	2	3	4	5	6	7	8	9	10	11	12
dB LAeq(T)	47	47	47	47	47	47	47	47	42	42	42	42
Construction Month	13	14	15	16	17	18	19	20	21	22	23	24
dB LAeq(T)	42	42	40	40	40	40	40	40	40	40	38	38
Construction Month	25	26	27	28	29	30	31	32	33	34	35	36
dB LAeq(T)	38	38	38	44	44	44	44	44	45	45	45	45
Construction Month	37	38	39	40	41	42	43	44	45	46	47	48
dB LAeq(T)	45	45	45	0	0	0	0	0	0	0	0	0
Construction Month	49	50	51	52	53	54	55	56	57	58	59	60
dB LAeq(T)	0	0	0	0	0	0	0	0	0	0	0	0
Predicted Evening Construction Noise Levels												
Construction Month	1	2	3	4	5	6	7	8	9	10	11	12
dB LAeq(T)	0	0	0	0	0	0	0	0	0	0	0	0
Construction Month	13	14	15	16	17	18	19	20	21	22	23	24
dB LAeq(T)	0	0	0	0	0	0	0	0	0	0	0	0
Construction Month	25	26	27	28	29	30	31	32	33	34	35	36
dB LAeq(T)	0	0	0	0	0	0	0	0	0	0	0	0
Construction Month	37	38	39	40	41	42	43	44	45	46	47	48
dB LAeq(T)	0	0	0	0	0	0	0	0	0	0	0	0
Construction Month	49	50	51	52	53	54	55	56	57	58	59	60
dB LAeq(T)	0	0	0	0	0	0	0	0	0	0	0	0
Predicted Night-time Construction Noise Levels												
Construction Month	1	2	3	4	5	6	7	8	9	10	11	12
dB LAeq(T)	0	0	0	0	0	0	0	0	0	0	0	0
Construction Month	13	14	15	16	17	18	19	20	21	22	23	24
dB LAeq(T)	0	0	0	0	0	0	0	0	0	0	0	0
Construction Month	25	26	27	28	29	30	31	32	33	34	35	36
dB LAeq(T)	0	0	0	0	0	0	0	0	0	0	0	0
Construction Month	37	38	39	40	41	42	43	44	45	46	47	48
dB LAeq(T)	0	0	0	0	0	0	0	0	0	0	0	0
Construction Month	49	50	51	52	53	54	55	56	57	58	59	60
dB LAeq(T)	0	0	0	0	0	0	0	0	0	0	0	0

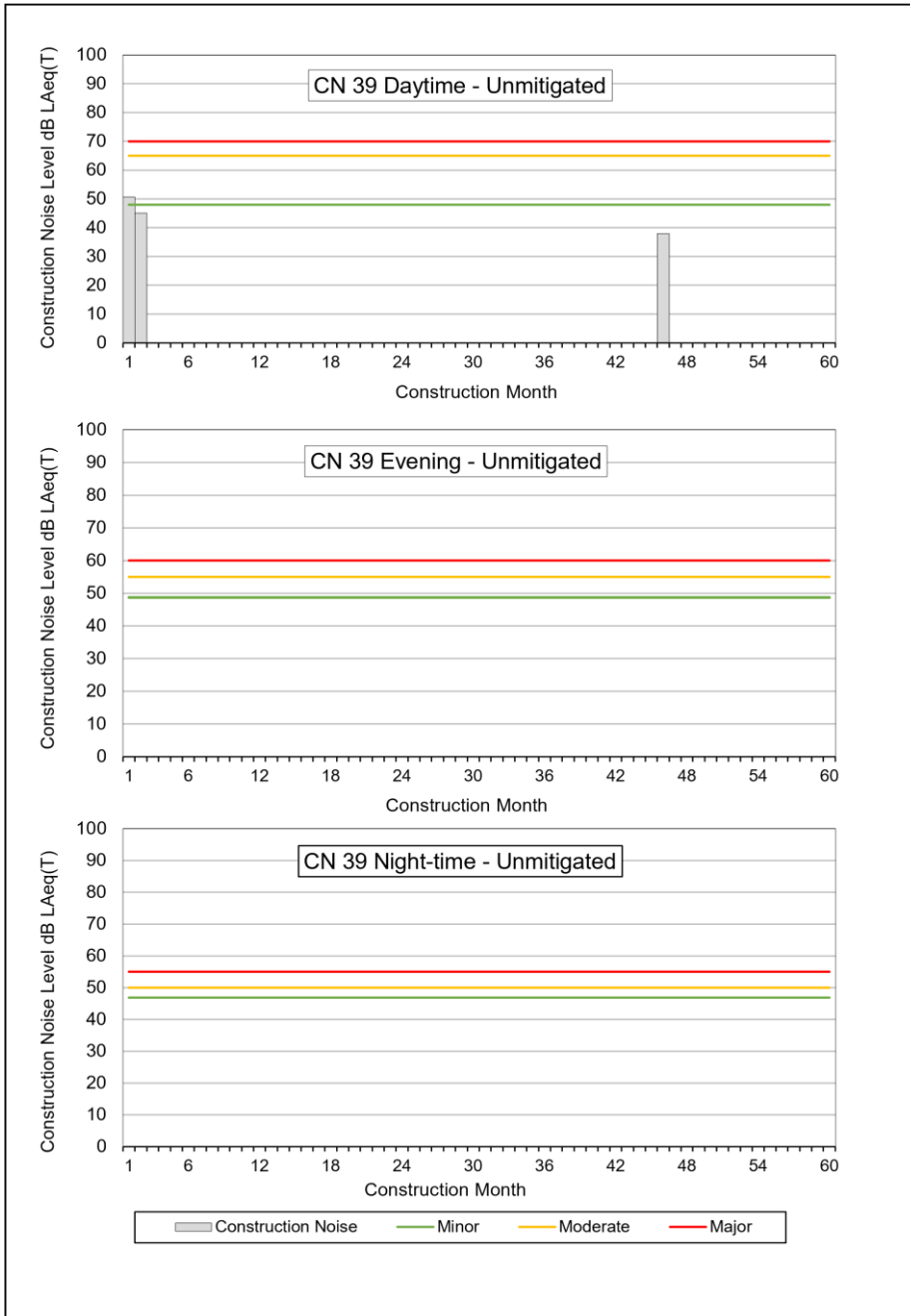
Graphical Representation of Unmitigated Construction Noise Levels at CN 38



Unmitigated Construction Noise Levels at CN 38

Predicted Daytime Construction Noise Levels												
Construction Month	1	2	3	4	5	6	7	8	9	10	11	12
dB LAeq(T)	50	43	0	0	0	0	0	0	0	0	0	0
Construction Month	13	14	15	16	17	18	19	20	21	22	23	24
dB LAeq(T)	0	0	0	0	0	0	0	0	0	0	0	0
Construction Month	25	26	27	28	29	30	31	32	33	34	35	36
dB LAeq(T)	0	0	0	0	0	0	0	0	0	0	0	0
Construction Month	37	38	39	40	41	42	43	44	45	46	47	48
dB LAeq(T)	0	0	0	0	0	0	0	0	0	38	0	0
Construction Month	49	50	51	52	53	54	55	56	57	58	59	60
dB LAeq(T)	0	0	0	0	0	0	0	0	0	0	0	0
Predicted Evening Construction Noise Levels												
Construction Month	1	2	3	4	5	6	7	8	9	10	11	12
dB LAeq(T)	0	0	0	0	0	0	0	0	0	0	0	0
Construction Month	13	14	15	16	17	18	19	20	21	22	23	24
dB LAeq(T)	0	0	0	0	0	0	0	0	0	0	0	0
Construction Month	25	26	27	28	29	30	31	32	33	34	35	36
dB LAeq(T)	0	0	0	0	0	0	0	0	0	0	0	0
Construction Month	37	38	39	40	41	42	43	44	45	46	47	48
dB LAeq(T)	0	0	0	0	0	0	0	0	0	0	0	0
Construction Month	49	50	51	52	53	54	55	56	57	58	59	60
dB LAeq(T)	0	0	0	0	0	0	0	0	0	0	0	0
Predicted Night-time Construction Noise Levels												
Construction Month	1	2	3	4	5	6	7	8	9	10	11	12
dB LAeq(T)	0	0	0	0	0	0	0	0	0	0	0	0
Construction Month	13	14	15	16	17	18	19	20	21	22	23	24
dB LAeq(T)	0	0	0	0	0	0	0	0	0	0	0	0
Construction Month	25	26	27	28	29	30	31	32	33	34	35	36
dB LAeq(T)	0	0	0	0	0	0	0	0	0	0	0	0
Construction Month	37	38	39	40	41	42	43	44	45	46	47	48
dB LAeq(T)	0	0	0	0	0	0	0	0	0	0	0	0
Construction Month	49	50	51	52	53	54	55	56	57	58	59	60
dB LAeq(T)	0	0	0	0	0	0	0	0	0	0	0	0

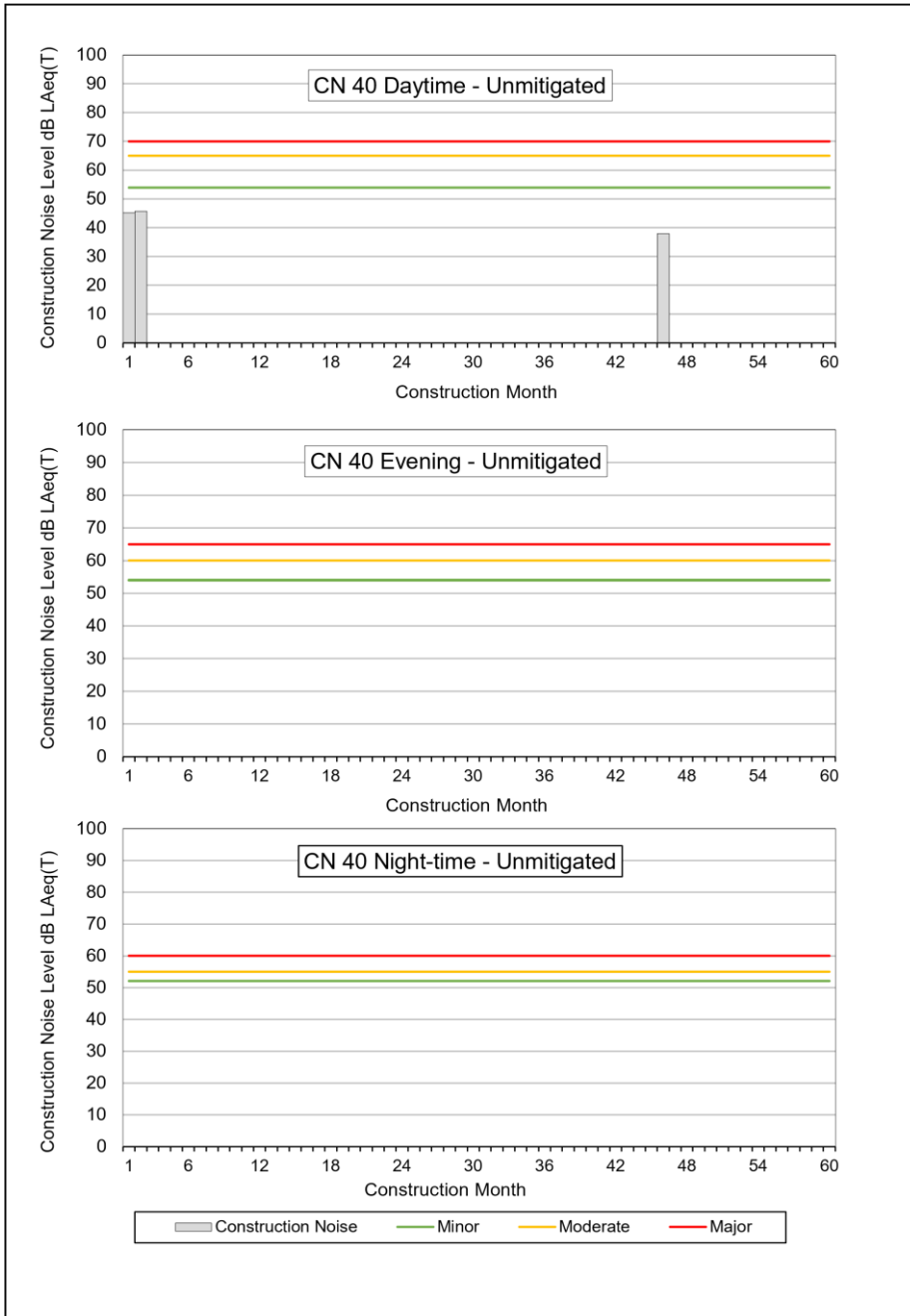
Graphical Representation of Unmitigated Construction Noise Levels at CN 39



Unmitigated Construction Noise Levels at CN 39

Predicted Daytime Construction Noise Levels												
Construction Month	1	2	3	4	5	6	7	8	9	10	11	12
dB LAeq(T)	51	45	0	0	0	0	0	0	0	0	0	0
Construction Month	13	14	15	16	17	18	19	20	21	22	23	24
dB LAeq(T)	0	0	0	0	0	0	0	0	0	0	0	0
Construction Month	25	26	27	28	29	30	31	32	33	34	35	36
dB LAeq(T)	0	0	0	0	0	0	0	0	0	0	0	0
Construction Month	37	38	39	40	41	42	43	44	45	46	47	48
dB LAeq(T)	0	0	0	0	0	0	0	0	0	38	0	0
Construction Month	49	50	51	52	53	54	55	56	57	58	59	60
dB LAeq(T)	0	0	0	0	0	0	0	0	0	0	0	0
Predicted Evening Construction Noise Levels												
Construction Month	1	2	3	4	5	6	7	8	9	10	11	12
dB LAeq(T)	0	0	0	0	0	0	0	0	0	0	0	0
Construction Month	13	14	15	16	17	18	19	20	21	22	23	24
dB LAeq(T)	0	0	0	0	0	0	0	0	0	0	0	0
Construction Month	25	26	27	28	29	30	31	32	33	34	35	36
dB LAeq(T)	0	0	0	0	0	0	0	0	0	0	0	0
Construction Month	37	38	39	40	41	42	43	44	45	46	47	48
dB LAeq(T)	0	0	0	0	0	0	0	0	0	0	0	0
Construction Month	49	50	51	52	53	54	55	56	57	58	59	60
dB LAeq(T)	0	0	0	0	0	0	0	0	0	0	0	0
Predicted Night-time Construction Noise Levels												
Construction Month	1	2	3	4	5	6	7	8	9	10	11	12
dB LAeq(T)	0	0	0	0	0	0	0	0	0	0	0	0
Construction Month	13	14	15	16	17	18	19	20	21	22	23	24
dB LAeq(T)	0	0	0	0	0	0	0	0	0	0	0	0
Construction Month	25	26	27	28	29	30	31	32	33	34	35	36
dB LAeq(T)	0	0	0	0	0	0	0	0	0	0	0	0
Construction Month	37	38	39	40	41	42	43	44	45	46	47	48
dB LAeq(T)	0	0	0	0	0	0	0	0	0	0	0	0
Construction Month	49	50	51	52	53	54	55	56	57	58	59	60
dB LAeq(T)	0	0	0	0	0	0	0	0	0	0	0	0

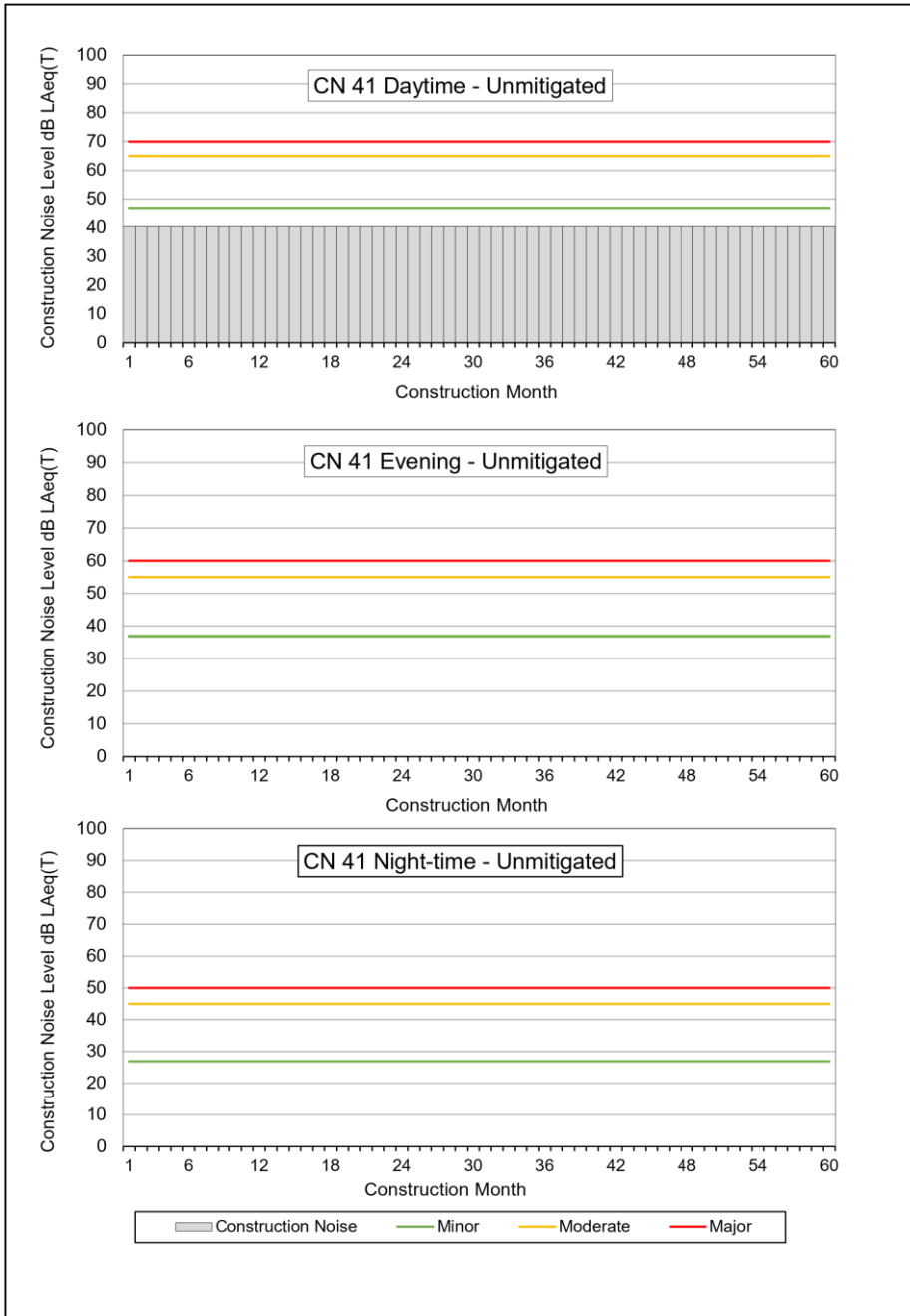
Graphical Representation of Unmitigated Construction Noise Levels at CN 40



Unmitigated Construction Noise Levels at CN 40

Predicted Daytime Construction Noise Levels												
Construction Month	1	2	3	4	5	6	7	8	9	10	11	12
dB LAeq(T)	45	46	0	0	0	0	0	0	0	0	0	0
Construction Month	13	14	15	16	17	18	19	20	21	22	23	24
dB LAeq(T)	0	0	0	0	0	0	0	0	0	0	0	0
Construction Month	25	26	27	28	29	30	31	32	33	34	35	36
dB LAeq(T)	0	0	0	0	0	0	0	0	0	0	0	0
Construction Month	37	38	39	40	41	42	43	44	45	46	47	48
dB LAeq(T)	0	0	0	0	0	0	0	0	0	38	0	0
Construction Month	49	50	51	52	53	54	55	56	57	58	59	60
dB LAeq(T)	0	0	0	0	0	0	0	0	0	0	0	0
Predicted Evening Construction Noise Levels												
Construction Month	1	2	3	4	5	6	7	8	9	10	11	12
dB LAeq(T)	0	0	0	0	0	0	0	0	0	0	0	0
Construction Month	13	14	15	16	17	18	19	20	21	22	23	24
dB LAeq(T)	0	0	0	0	0	0	0	0	0	0	0	0
Construction Month	25	26	27	28	29	30	31	32	33	34	35	36
dB LAeq(T)	0	0	0	0	0	0	0	0	0	0	0	0
Construction Month	37	38	39	40	41	42	43	44	45	46	47	48
dB LAeq(T)	0	0	0	0	0	0	0	0	0	0	0	0
Construction Month	49	50	51	52	53	54	55	56	57	58	59	60
dB LAeq(T)	0	0	0	0	0	0	0	0	0	0	0	0
Predicted Night-time Construction Noise Levels												
Construction Month	1	2	3	4	5	6	7	8	9	10	11	12
dB LAeq(T)	0	0	0	0	0	0	0	0	0	0	0	0
Construction Month	13	14	15	16	17	18	19	20	21	22	23	24
dB LAeq(T)	0	0	0	0	0	0	0	0	0	0	0	0
Construction Month	25	26	27	28	29	30	31	32	33	34	35	36
dB LAeq(T)	0	0	0	0	0	0	0	0	0	0	0	0
Construction Month	37	38	39	40	41	42	43	44	45	46	47	48
dB LAeq(T)	0	0	0	0	0	0	0	0	0	0	0	0
Construction Month	49	50	51	52	53	54	55	56	57	58	59	60
dB LAeq(T)	0	0	0	0	0	0	0	0	0	0	0	0

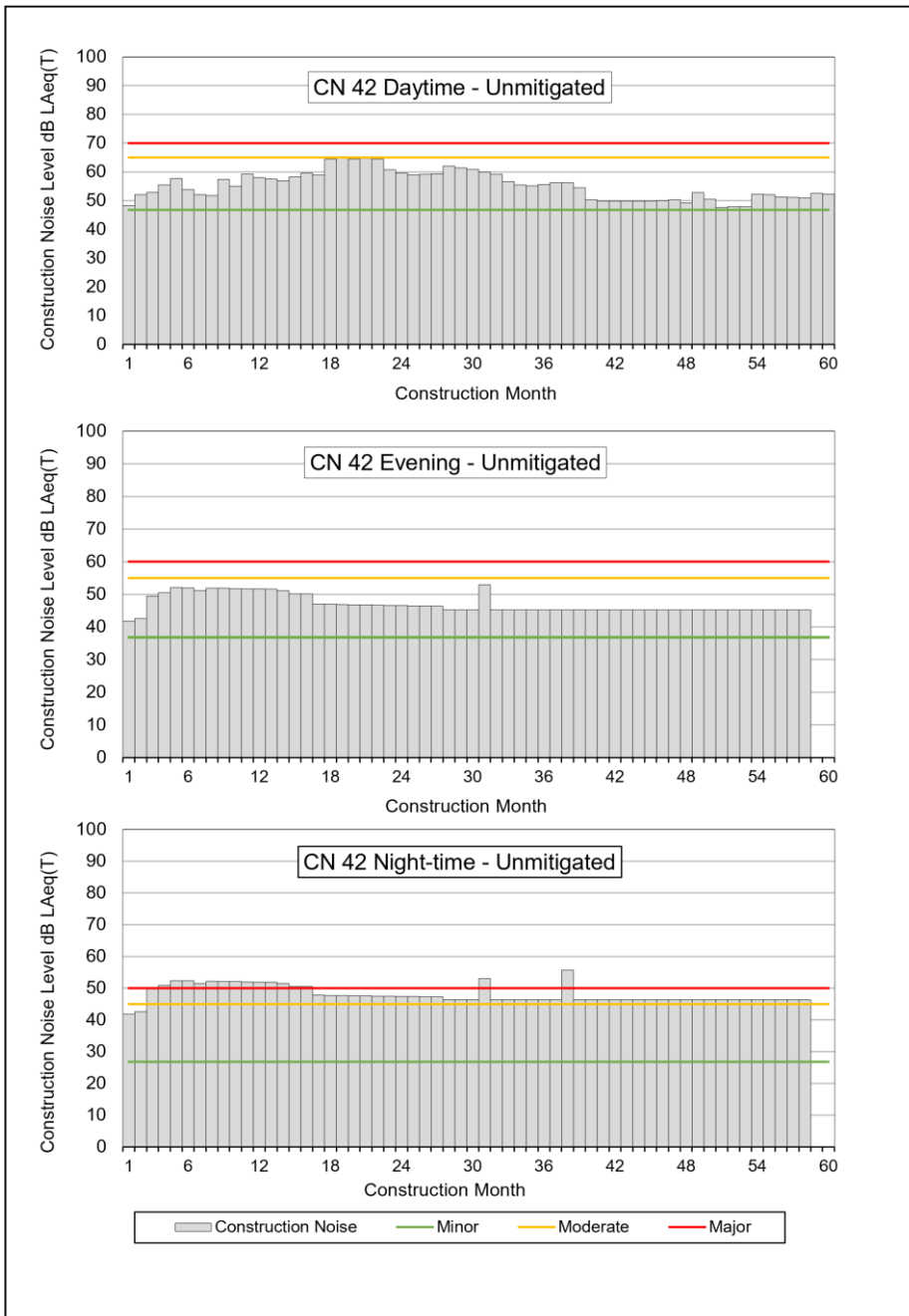
Graphical Representation of Unmitigated Construction Noise Levels at CN 41



Unmitigated Construction Noise Levels at CN 41

Predicted Daytime Construction Noise Levels												
Construction Month	1	2	3	4	5	6	7	8	9	10	11	12
dB LAeq(T)	40	40	40	40	40	40	40	40	40	40	40	40
Construction Month	13	14	15	16	17	18	19	20	21	22	23	24
dB LAeq(T)	40	40	40	40	40	40	40	40	40	40	40	40
Construction Month	25	26	27	28	29	30	31	32	33	34	35	36
dB LAeq(T)	40	40	40	40	40	40	40	40	40	40	40	40
Construction Month	37	38	39	40	41	42	43	44	45	46	47	48
dB LAeq(T)	40	40	40	40	40	40	40	40	40	40	40	40
Construction Month	49	50	51	52	53	54	55	56	57	58	59	60
dB LAeq(T)	40	40	40	40	40	40	40	40	40	40	40	40
Predicted Evening Construction Noise Levels												
Construction Month	1	2	3	4	5	6	7	8	9	10	11	12
dB LAeq(T)	0	0	0	0	0	0	0	0	0	0	0	0
Construction Month	13	14	15	16	17	18	19	20	21	22	23	24
dB LAeq(T)	0	0	0	0	0	0	0	0	0	0	0	0
Construction Month	25	26	27	28	29	30	31	32	33	34	35	36
dB LAeq(T)	0	0	0	0	0	0	0	0	0	0	0	0
Construction Month	37	38	39	40	41	42	43	44	45	46	47	48
dB LAeq(T)	0	0	0	0	0	0	0	0	0	0	0	0
Construction Month	49	50	51	52	53	54	55	56	57	58	59	60
dB LAeq(T)	0	0	0	0	0	0	0	0	0	0	0	0
Predicted Night-time Construction Noise Levels												
Construction Month	1	2	3	4	5	6	7	8	9	10	11	12
dB LAeq(T)	0	0	0	0	0	0	0	0	0	0	0	0
Construction Month	13	14	15	16	17	18	19	20	21	22	23	24
dB LAeq(T)	0	0	0	0	0	0	0	0	0	0	0	0
Construction Month	25	26	27	28	29	30	31	32	33	34	35	36
dB LAeq(T)	0	0	0	0	0	0	0	0	0	0	0	0
Construction Month	37	38	39	40	41	42	43	44	45	46	47	48
dB LAeq(T)	0	0	0	0	0	0	0	0	0	0	0	0
Construction Month	49	50	51	52	53	54	55	56	57	58	59	60
dB LAeq(T)	0	0	0	0	0	0	0	0	0	0	0	0

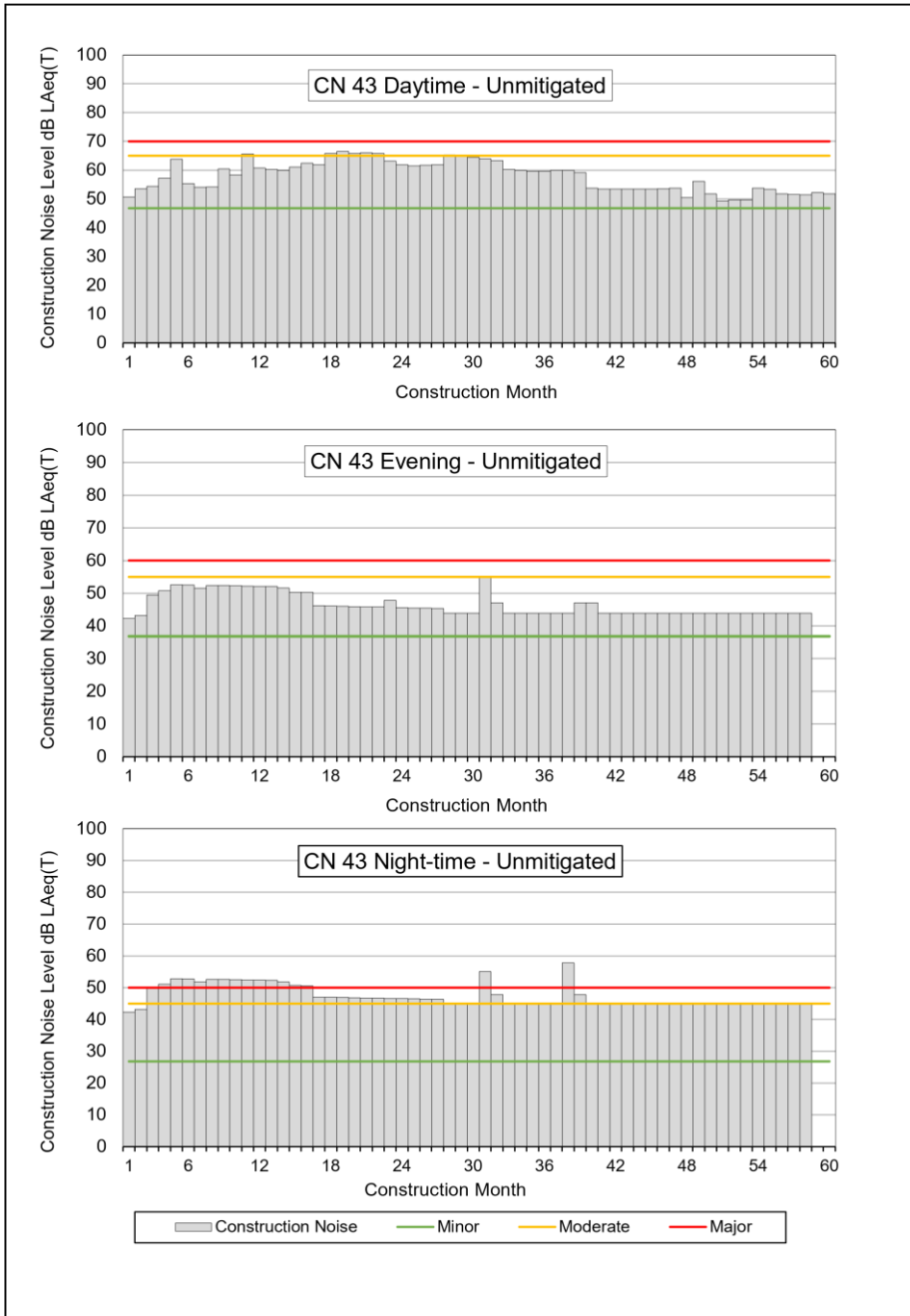
Graphical Representation of Unmitigated Construction Noise Levels at CN 42



Unmitigated Construction Noise Levels at CN 42

Predicted Daytime Construction Noise Levels												
Construction Month	1	2	3	4	5	6	7	8	9	10	11	12
dB LAeq(T)	48	52	53	56	58	54	52	52	57	55	59	58
Construction Month	13	14	15	16	17	18	19	20	21	22	23	24
dB LAeq(T)	58	57	58	60	59	64	65	65	65	65	61	60
Construction Month	25	26	27	28	29	30	31	32	33	34	35	36
dB LAeq(T)	59	59	59	62	61	61	60	59	57	56	55	56
Construction Month	37	38	39	40	41	42	43	44	45	46	47	48
dB LAeq(T)	56	56	55	50	50	50	50	50	50	50	50	49
Construction Month	49	50	51	52	53	54	55	56	57	58	59	60
dB LAeq(T)	53	50	48	48	48	52	52	51	51	51	53	52
Predicted Evening Construction Noise Levels												
Construction Month	1	2	3	4	5	6	7	8	9	10	11	12
dB LAeq(T)	42	43	50	51	52	52	51	52	52	52	52	52
Construction Month	13	14	15	16	17	18	19	20	21	22	23	24
dB LAeq(T)	52	51	50	50	47	47	47	47	47	47	47	47
Construction Month	25	26	27	28	29	30	31	32	33	34	35	36
dB LAeq(T)	47	47	46	45	45	45	53	45	45	45	45	45
Construction Month	37	38	39	40	41	42	43	44	45	46	47	48
dB LAeq(T)	45	45	45	45	45	45	45	45	45	45	45	45
Construction Month	49	50	51	52	53	54	55	56	57	58	59	60
dB LAeq(T)	45	45	45	45	45	45	45	45	45	45	0	0
Predicted Night-time Construction Noise Levels												
Construction Month	1	2	3	4	5	6	7	8	9	10	11	12
dB LAeq(T)	42	43	50	51	52	52	52	52	52	52	52	52
Construction Month	13	14	15	16	17	18	19	20	21	22	23	24
dB LAeq(T)	52	51	51	51	48	48	48	48	48	48	48	47
Construction Month	25	26	27	28	29	30	31	32	33	34	35	36
dB LAeq(T)	47	47	47	46	46	46	53	46	46	46	46	46
Construction Month	37	38	39	40	41	42	43	44	45	46	47	48
dB LAeq(T)	46	56	46	46	46	46	46	46	46	46	46	46
Construction Month	49	50	51	52	53	54	55	56	57	58	59	60
dB LAeq(T)	46	46	46	46	46	46	46	46	46	46	0	0

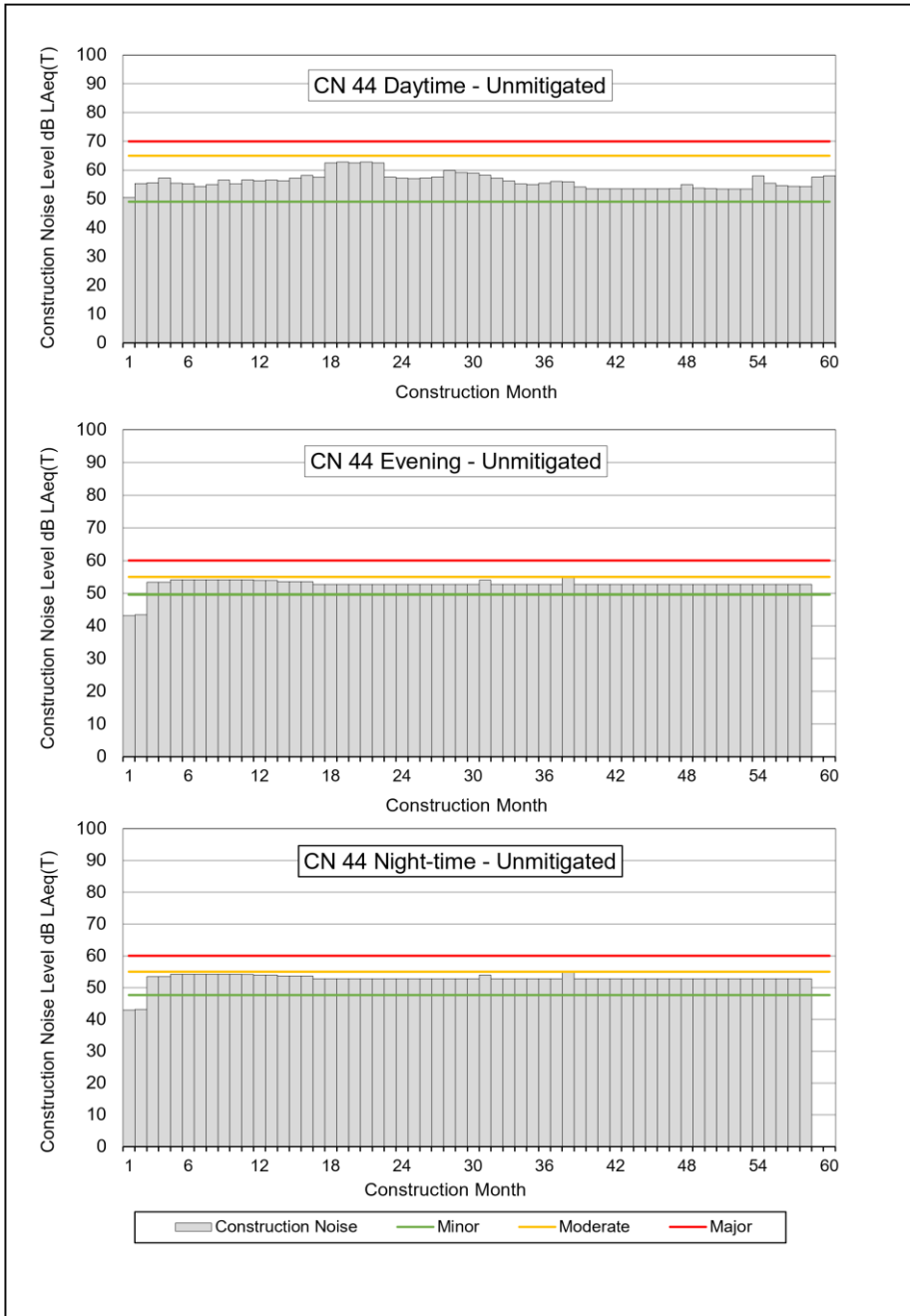
Graphical Representation of Unmitigated Construction Noise Levels at CN 43



Unmitigated Construction Noise Levels at CN 43

Predicted Daytime Construction Noise Levels												
Construction Month	1	2	3	4	5	6	7	8	9	10	11	12
dB LAeq(T)	51	54	54	57	64	55	54	54	60	58	66	61
Construction Month	13	14	15	16	17	18	19	20	21	22	23	24
dB LAeq(T)	60	60	61	62	62	66	67	66	66	66	63	62
Construction Month	25	26	27	28	29	30	31	32	33	34	35	36
dB LAeq(T)	62	62	62	65	65	65	64	63	60	60	60	60
Construction Month	37	38	39	40	41	42	43	44	45	46	47	48
dB LAeq(T)	60	60	59	54	53	53	53	53	53	54	54	50
Construction Month	49	50	51	52	53	54	55	56	57	58	59	60
dB LAeq(T)	56	52	49	50	50	54	53	52	52	51	52	52
Predicted Evening Construction Noise Levels												
Construction Month	1	2	3	4	5	6	7	8	9	10	11	12
dB LAeq(T)	42	43	50	51	53	53	52	52	52	52	52	52
Construction Month	13	14	15	16	17	18	19	20	21	22	23	24
dB LAeq(T)	52	52	50	50	46	46	46	46	46	46	48	46
Construction Month	25	26	27	28	29	30	31	32	33	34	35	36
dB LAeq(T)	46	46	45	44	44	44	55	47	44	44	44	44
Construction Month	37	38	39	40	41	42	43	44	45	46	47	48
dB LAeq(T)	44	44	47	47	44	44	44	44	44	44	44	44
Construction Month	49	50	51	52	53	54	55	56	57	58	59	60
dB LAeq(T)	44	44	44	44	44	44	44	44	44	44	0	0
Predicted Night-time Construction Noise Levels												
Construction Month	1	2	3	4	5	6	7	8	9	10	11	12
dB LAeq(T)	42	43	50	51	53	53	52	53	53	53	52	52
Construction Month	13	14	15	16	17	18	19	20	21	22	23	24
dB LAeq(T)	52	52	51	51	47	47	47	47	47	47	47	47
Construction Month	25	26	27	28	29	30	31	32	33	34	35	36
dB LAeq(T)	47	46	46	45	45	45	55	48	45	45	45	45
Construction Month	37	38	39	40	41	42	43	44	45	46	47	48
dB LAeq(T)	45	58	48	45	45	45	45	45	45	45	45	45
Construction Month	49	50	51	52	53	54	55	56	57	58	59	60
dB LAeq(T)	45	45	45	45	45	45	45	45	45	45	0	0

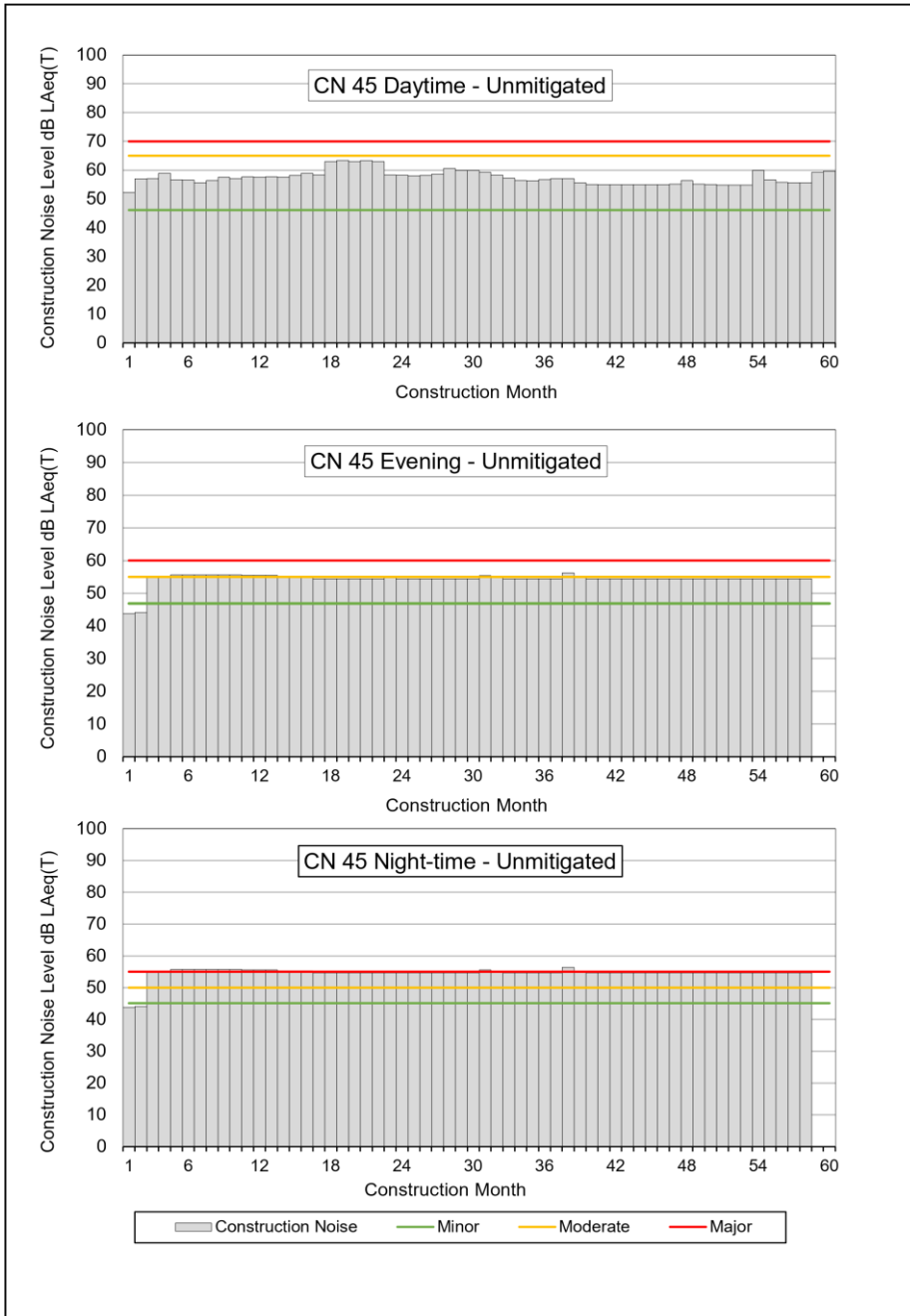
Graphical Representation of Unmitigated Construction Noise Levels at CN 44



Unmitigated Construction Noise Levels at CN 44

Predicted Daytime Construction Noise Levels												
Construction Month	1	2	3	4	5	6	7	8	9	10	11	12
dB LAeq(T)	50	55	56	57	56	55	54	55	57	55	57	56
Construction Month	13	14	15	16	17	18	19	20	21	22	23	24
dB LAeq(T)	57	56	57	58	58	63	63	63	63	63	58	57
Construction Month	25	26	27	28	29	30	31	32	33	34	35	36
dB LAeq(T)	57	57	58	60	59	59	58	57	56	55	55	56
Construction Month	37	38	39	40	41	42	43	44	45	46	47	48
dB LAeq(T)	56	56	54	54	54	54	54	54	54	54	54	55
Construction Month	49	50	51	52	53	54	55	56	57	58	59	60
dB LAeq(T)	54	54	53	53	53	58	56	55	54	54	58	58
Predicted Evening Construction Noise Levels												
Construction Month	1	2	3	4	5	6	7	8	9	10	11	12
dB LAeq(T)	43	43	53	53	54	54	54	54	54	54	54	54
Construction Month	13	14	15	16	17	18	19	20	21	22	23	24
dB LAeq(T)	54	54	54	54	53	53	53	53	53	53	53	53
Construction Month	25	26	27	28	29	30	31	32	33	34	35	36
dB LAeq(T)	53	53	53	53	53	53	54	53	53	53	53	53
Construction Month	37	38	39	40	41	42	43	44	45	46	47	48
dB LAeq(T)	53	55	53	53	53	53	53	53	53	53	53	53
Construction Month	49	50	51	52	53	54	55	56	57	58	59	60
dB LAeq(T)	53	53	53	53	53	53	53	53	53	53	0	0
Predicted Night-time Construction Noise Levels												
Construction Month	1	2	3	4	5	6	7	8	9	10	11	12
dB LAeq(T)	43	43	54	54	54	54	54	54	54	54	54	54
Construction Month	13	14	15	16	17	18	19	20	21	22	23	24
dB LAeq(T)	54	54	54	54	53	53	53	53	53	53	53	53
Construction Month	25	26	27	28	29	30	31	32	33	34	35	36
dB LAeq(T)	53	53	53	53	53	53	54	53	53	53	53	53
Construction Month	37	38	39	40	41	42	43	44	45	46	47	48
dB LAeq(T)	53	55	53	53	53	53	53	53	53	53	53	53
Construction Month	49	50	51	52	53	54	55	56	57	58	59	60
dB LAeq(T)	53	53	53	53	53	53	53	53	53	53	0	0

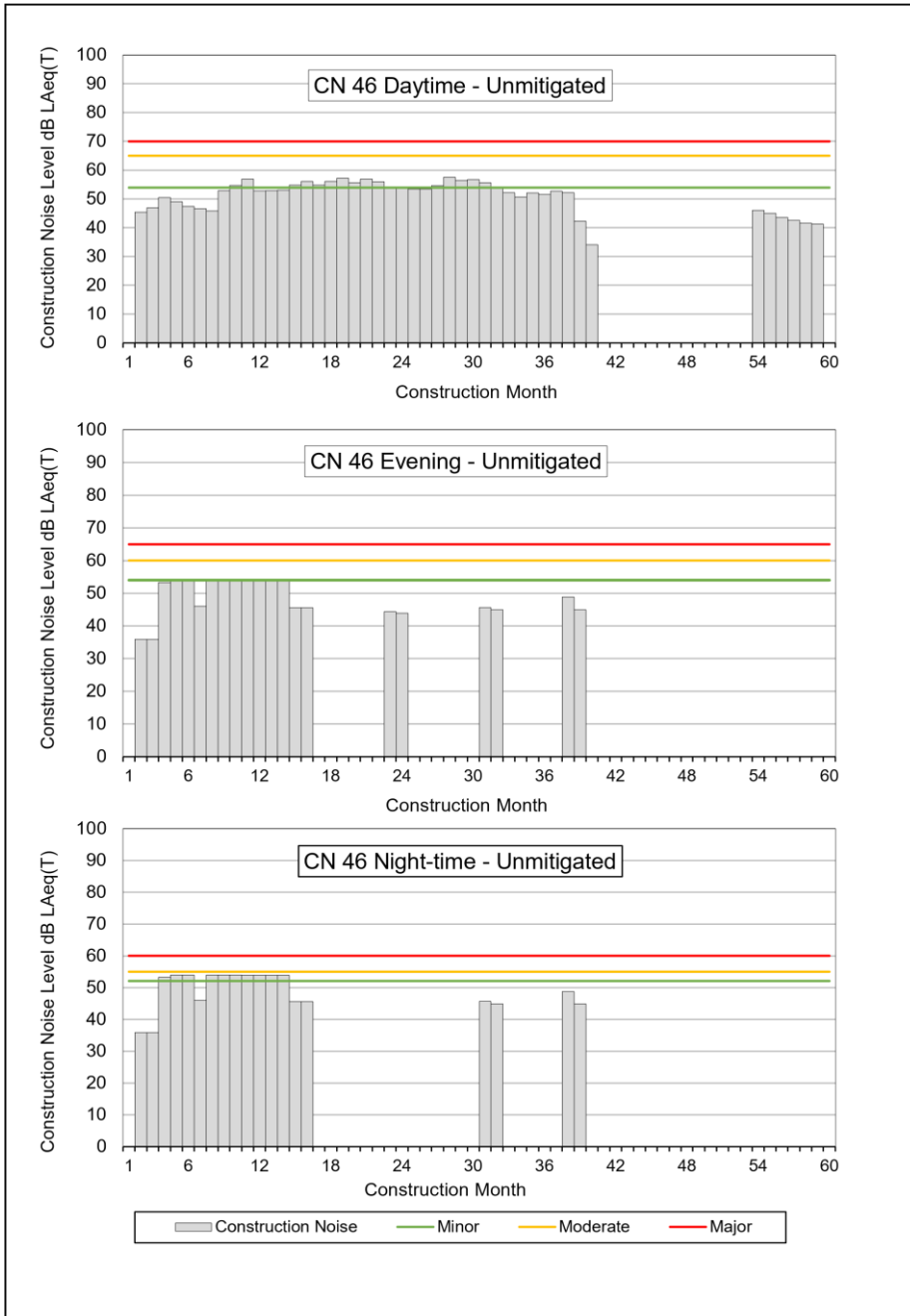
Graphical Representation of Unmitigated Construction Noise Levels at CN 45



Unmitigated Construction Noise Levels at CN 45

Predicted Daytime Construction Noise Levels												
Construction Month	1	2	3	4	5	6	7	8	9	10	11	12
dB LAeq(T)	52	57	57	59	57	57	56	56	58	57	58	58
Construction Month	13	14	15	16	17	18	19	20	21	22	23	24
dB LAeq(T)	58	58	58	59	58	63	63	63	63	63	58	58
Construction Month	25	26	27	28	29	30	31	32	33	34	35	36
dB LAeq(T)	58	58	59	61	60	60	59	58	57	56	56	57
Construction Month	37	38	39	40	41	42	43	44	45	46	47	48
dB LAeq(T)	57	57	56	55	55	55	55	55	55	55	55	56
Construction Month	49	50	51	52	53	54	55	56	57	58	59	60
dB LAeq(T)	55	55	55	55	55	60	57	56	56	56	59	60
Predicted Evening Construction Noise Levels												
Construction Month	1	2	3	4	5	6	7	8	9	10	11	12
dB LAeq(T)	44	44	55	55	56	56	56	56	56	56	56	56
Construction Month	13	14	15	16	17	18	19	20	21	22	23	24
dB LAeq(T)	56	55	55	55	55	55	55	55	55	55	55	55
Construction Month	25	26	27	28	29	30	31	32	33	34	35	36
dB LAeq(T)	55	55	55	55	55	55	55	55	55	55	55	55
Construction Month	37	38	39	40	41	42	43	44	45	46	47	48
dB LAeq(T)	55	56	55	55	55	55	55	55	55	55	55	55
Construction Month	49	50	51	52	53	54	55	56	57	58	59	60
dB LAeq(T)	55	55	55	55	55	55	55	55	55	55	0	0
Predicted Night-time Construction Noise Levels												
Construction Month	1	2	3	4	5	6	7	8	9	10	11	12
dB LAeq(T)	44	44	55	55	56	56	56	56	56	56	56	56
Construction Month	13	14	15	16	17	18	19	20	21	22	23	24
dB LAeq(T)	56	55	55	55	55	55	55	55	55	55	55	55
Construction Month	25	26	27	28	29	30	31	32	33	34	35	36
dB LAeq(T)	55	55	55	55	55	55	56	55	55	55	55	55
Construction Month	37	38	39	40	41	42	43	44	45	46	47	48
dB LAeq(T)	55	56	55	55	55	55	55	55	55	55	55	55
Construction Month	49	50	51	52	53	54	55	56	57	58	59	60
dB LAeq(T)	55	55	55	55	55	55	55	55	55	55	0	0

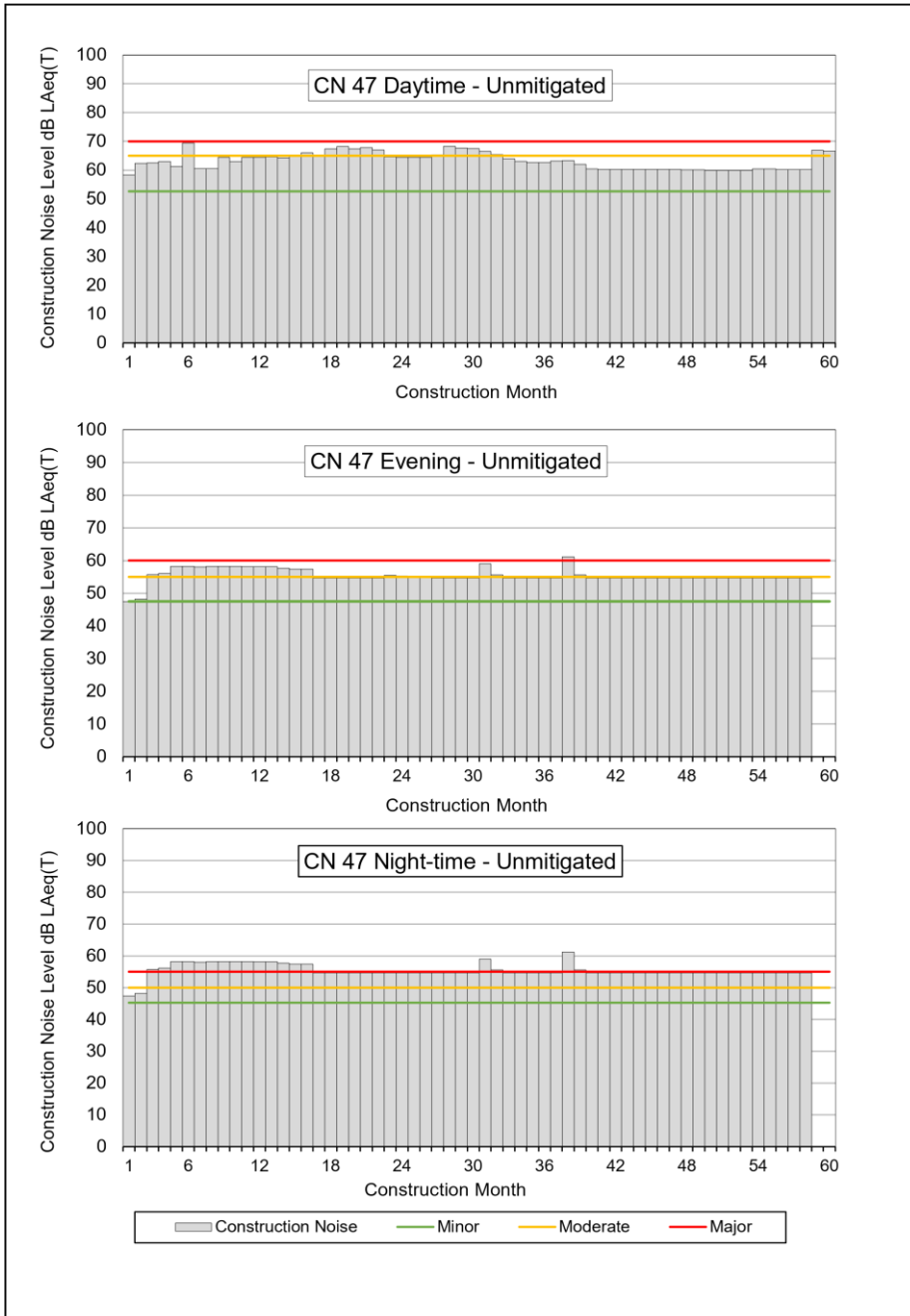
Graphical Representation of Unmitigated Construction Noise Levels at CN 46



Unmitigated Construction Noise Levels at CN 46

Predicted Daytime Construction Noise Levels												
Construction Month	1	2	3	4	5	6	7	8	9	10	11	12
dB LAeq(T)	0	45	47	50	49	47	47	46	53	55	57	53
Construction Month	13	14	15	16	17	18	19	20	21	22	23	24
dB LAeq(T)	53	53	55	56	55	56	57	56	57	56	54	54
Construction Month	25	26	27	28	29	30	31	32	33	34	35	36
dB LAeq(T)	53	53	55	58	56	57	56	54	52	51	52	52
Construction Month	37	38	39	40	41	42	43	44	45	46	47	48
dB LAeq(T)	53	52	42	34	0	0	0	0	0	0	0	0
Construction Month	49	50	51	52	53	54	55	56	57	58	59	60
dB LAeq(T)	0	0	0	0	0	46	45	44	43	42	41	0
Predicted Evening Construction Noise Levels												
Construction Month	1	2	3	4	5	6	7	8	9	10	11	12
dB LAeq(T)	0	36	36	53	54	54	46	54	54	54	54	54
Construction Month	13	14	15	16	17	18	19	20	21	22	23	24
dB LAeq(T)	54	54	46	46	0	0	0	0	0	0	44	44
Construction Month	25	26	27	28	29	30	31	32	33	34	35	36
dB LAeq(T)	0	0	0	0	0	0	46	45	0	0	0	0
Construction Month	37	38	39	40	41	42	43	44	45	46	47	48
dB LAeq(T)	0	49	45	0	0	0	0	0	0	0	0	0
Construction Month	49	50	51	52	53	54	55	56	57	58	59	60
dB LAeq(T)	0	0	0	0	0	0	0	0	0	0	0	0
Predicted Night-time Construction Noise Levels												
Construction Month	1	2	3	4	5	6	7	8	9	10	11	12
dB LAeq(T)	0	36	36	53	54	54	46	54	54	54	54	54
Construction Month	13	14	15	16	17	18	19	20	21	22	23	24
dB LAeq(T)	54	54	46	46	0	0	0	0	0	0	0	0
Construction Month	25	26	27	28	29	30	31	32	33	34	35	36
dB LAeq(T)	0	0	0	0	0	0	46	45	0	0	0	0
Construction Month	37	38	39	40	41	42	43	44	45	46	47	48
dB LAeq(T)	0	49	45	0	0	0	0	0	0	0	0	0
Construction Month	49	50	51	52	53	54	55	56	57	58	59	60
dB LAeq(T)	0	0	0	0	0	0	0	0	0	0	0	0

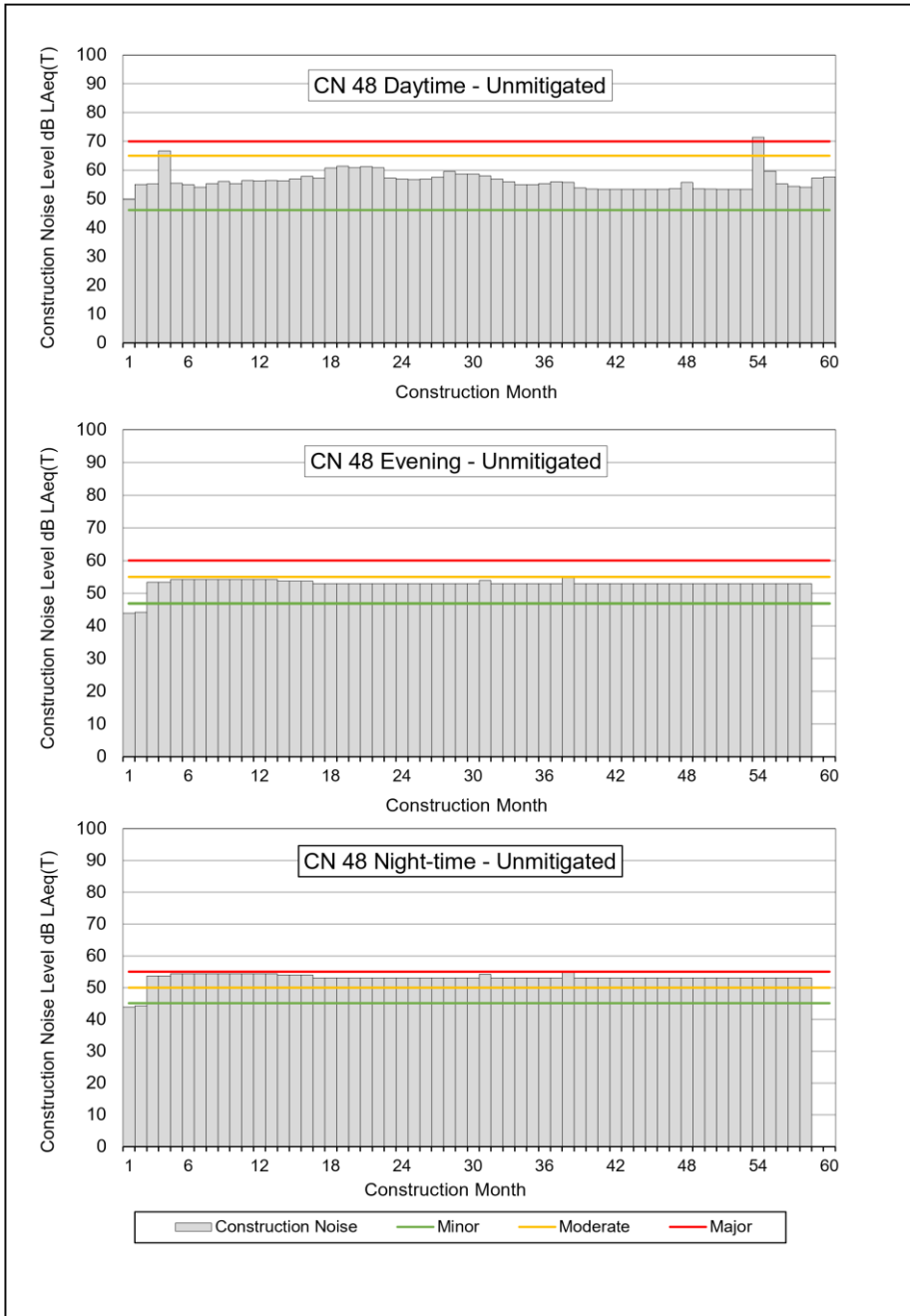
Graphical Representation of Unmitigated Construction Noise Levels at CN 47



Unmitigated Construction Noise Levels at CN 47

Predicted Daytime Construction Noise Levels												
Construction Month	1	2	3	4	5	6	7	8	9	10	11	12
dB LAeq(T)	58	62	63	63	61	69	61	61	65	63	65	64
Construction Month	13	14	15	16	17	18	19	20	21	22	23	24
dB LAeq(T)	65	64	65	66	65	67	68	67	68	67	65	65
Construction Month	25	26	27	28	29	30	31	32	33	34	35	36
dB LAeq(T)	64	65	65	68	68	68	67	65	64	63	63	63
Construction Month	37	38	39	40	41	42	43	44	45	46	47	48
dB LAeq(T)	63	63	62	60	60	60	60	60	60	60	60	60
Construction Month	49	50	51	52	53	54	55	56	57	58	59	60
dB LAeq(T)	60	60	60	60	60	60	60	60	60	60	67	67
Predicted Evening Construction Noise Levels												
Construction Month	1	2	3	4	5	6	7	8	9	10	11	12
dB LAeq(T)	47	48	56	56	58	58	58	58	58	58	58	58
Construction Month	13	14	15	16	17	18	19	20	21	22	23	24
dB LAeq(T)	58	58	57	57	55	55	55	55	55	55	56	55
Construction Month	25	26	27	28	29	30	31	32	33	34	35	36
dB LAeq(T)	55	55	55	55	55	55	59	56	55	55	55	55
Construction Month	37	38	39	40	41	42	43	44	45	46	47	48
dB LAeq(T)	55	61	56	55	55	55	55	55	55	55	55	55
Construction Month	49	50	51	52	53	54	55	56	57	58	59	60
dB LAeq(T)	55	55	55	55	55	55	55	55	55	55	0	0
Predicted Night-time Construction Noise Levels												
Construction Month	1	2	3	4	5	6	7	8	9	10	11	12
dB LAeq(T)	47	48	56	56	58	58	58	58	58	58	58	58
Construction Month	13	14	15	16	17	18	19	20	21	22	23	24
dB LAeq(T)	58	58	57	57	55	55	55	55	55	55	55	55
Construction Month	25	26	27	28	29	30	31	32	33	34	35	36
dB LAeq(T)	55	55	55	55	55	55	59	56	55	55	55	55
Construction Month	37	38	39	40	41	42	43	44	45	46	47	48
dB LAeq(T)	55	61	56	55	55	55	55	55	55	55	55	55
Construction Month	49	50	51	52	53	54	55	56	57	58	59	60
dB LAeq(T)	55	55	55	55	55	55	55	55	55	55	0	0

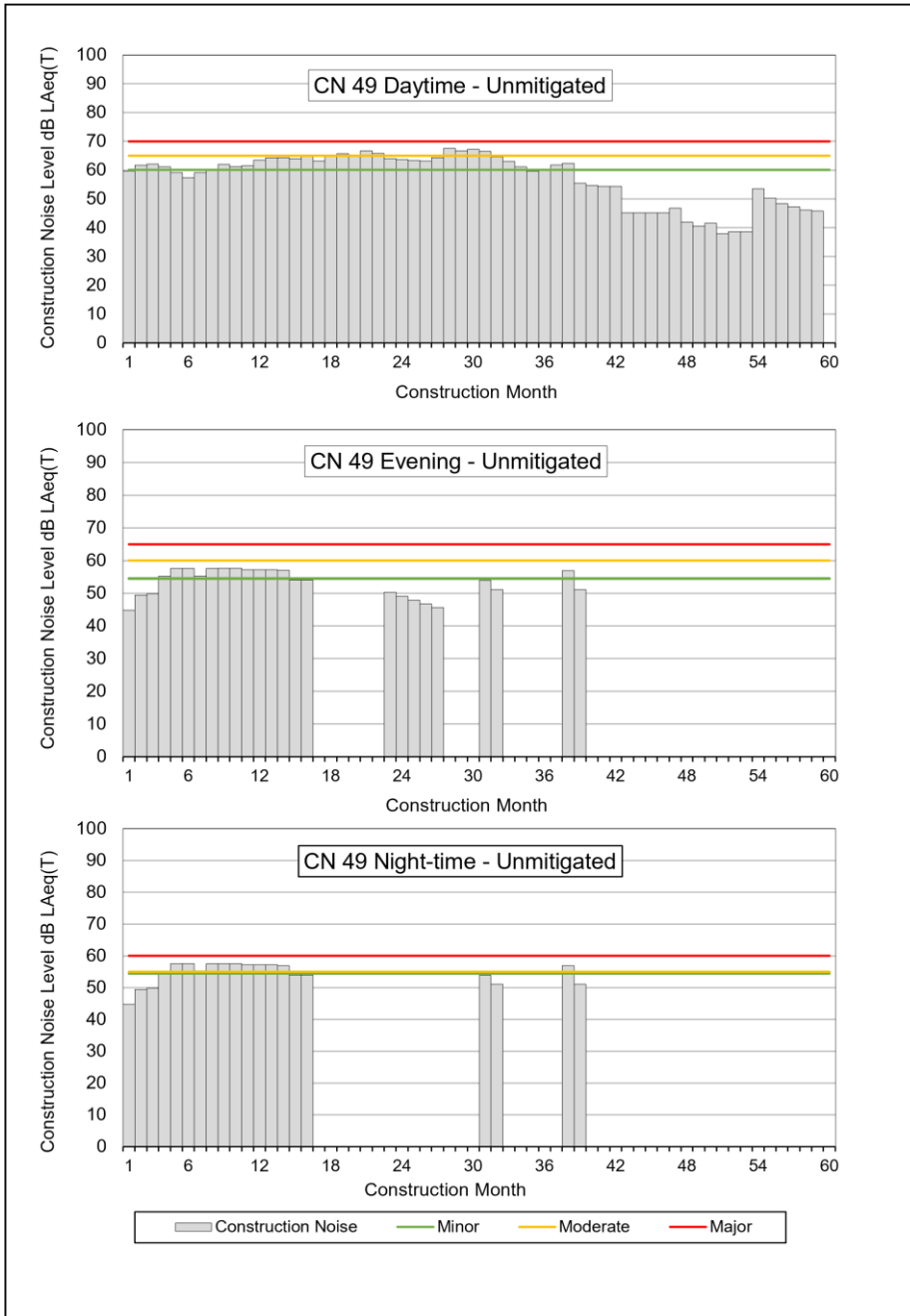
Graphical Representation of Unmitigated Construction Noise Levels at CN 48



Unmitigated Construction Noise Levels at CN 48

Predicted Daytime Construction Noise Levels												
Construction Month	1	2	3	4	5	6	7	8	9	10	11	12
dB LAeq(T)	50	55	55	67	56	55	54	55	56	55	56	56
Construction Month	13	14	15	16	17	18	19	20	21	22	23	24
dB LAeq(T)	56	56	57	58	57	61	61	61	61	61	57	57
Construction Month	25	26	27	28	29	30	31	32	33	34	35	36
dB LAeq(T)	57	57	58	60	59	59	58	57	56	55	55	55
Construction Month	37	38	39	40	41	42	43	44	45	46	47	48
dB LAeq(T)	56	56	54	53	53	53	53	53	53	53	54	56
Construction Month	49	50	51	52	53	54	55	56	57	58	59	60
dB LAeq(T)	54	53	53	53	53	71	60	55	54	54	57	58
Predicted Evening Construction Noise Levels												
Construction Month	1	2	3	4	5	6	7	8	9	10	11	12
dB LAeq(T)	44	44	53	53	54	54	54	54	54	54	54	54
Construction Month	13	14	15	16	17	18	19	20	21	22	23	24
dB LAeq(T)	54	54	54	54	53	53	53	53	53	53	53	53
Construction Month	25	26	27	28	29	30	31	32	33	34	35	36
dB LAeq(T)	53	53	53	53	53	53	54	53	53	53	53	53
Construction Month	37	38	39	40	41	42	43	44	45	46	47	48
dB LAeq(T)	53	55	53	53	53	53	53	53	53	53	53	53
Construction Month	49	50	51	52	53	54	55	56	57	58	59	60
dB LAeq(T)	53	53	53	53	53	53	53	53	53	53	0	0
Predicted Night-time Construction Noise Levels												
Construction Month	1	2	3	4	5	6	7	8	9	10	11	12
dB LAeq(T)	44	44	54	54	54	54	54	54	54	54	54	54
Construction Month	13	14	15	16	17	18	19	20	21	22	23	24
dB LAeq(T)	54	54	54	54	53	53	53	53	53	53	53	53
Construction Month	25	26	27	28	29	30	31	32	33	34	35	36
dB LAeq(T)	53	53	53	53	53	53	54	53	53	53	53	53
Construction Month	37	38	39	40	41	42	43	44	45	46	47	48
dB LAeq(T)	53	55	53	53	53	53	53	53	53	53	53	53
Construction Month	49	50	51	52	53	54	55	56	57	58	59	60
dB LAeq(T)	53	53	53	53	53	53	53	53	53	53	0	0

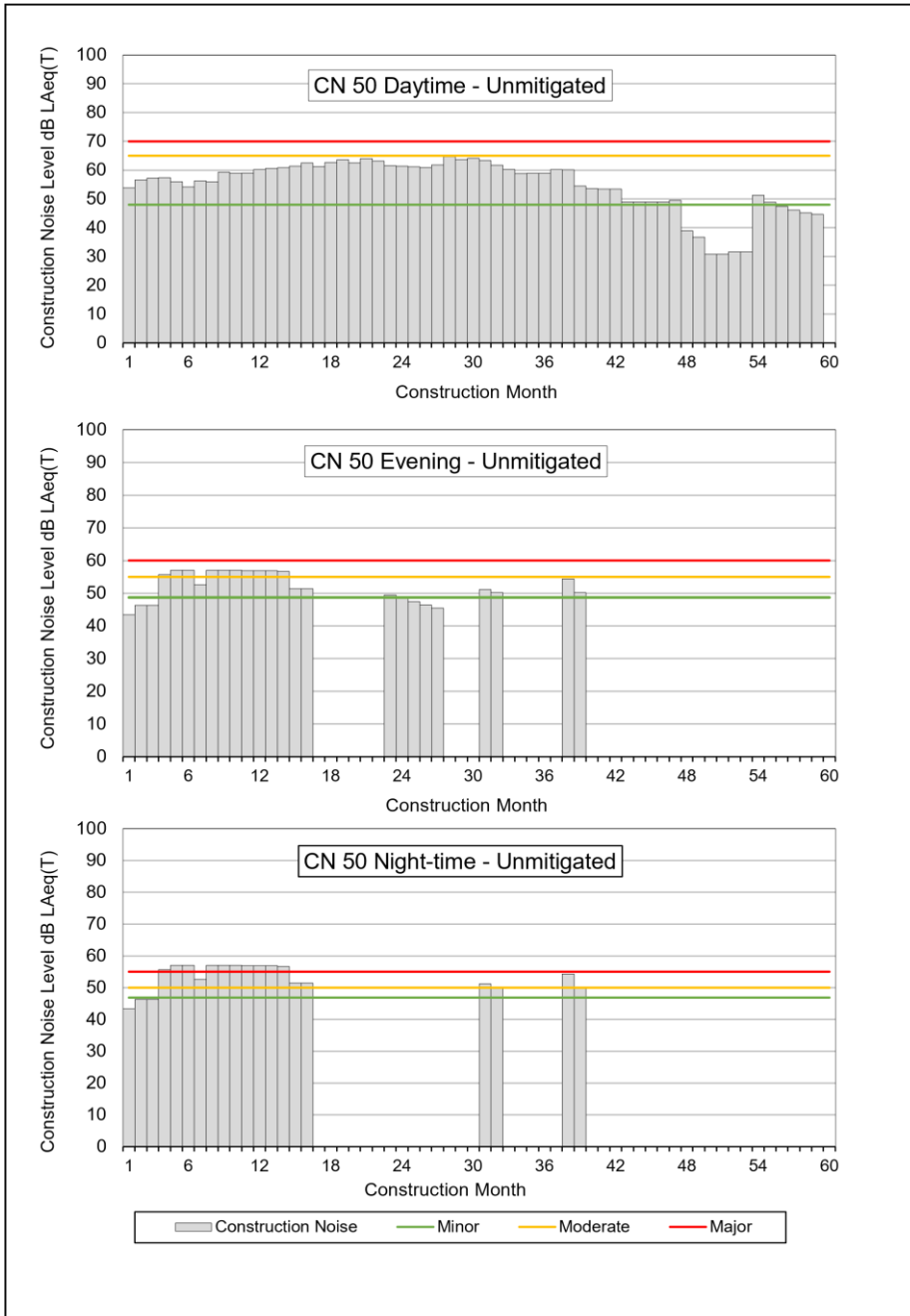
Graphical Representation of Unmitigated Construction Noise Levels at CN 49



Unmitigated Construction Noise Levels at CN 49

Predicted Daytime Construction Noise Levels												
Construction Month	1	2	3	4	5	6	7	8	9	10	11	12
dB LAeq(T)	60	62	62	61	59	57	59	60	62	61	62	64
Construction Month	13	14	15	16	17	18	19	20	21	22	23	24
dB LAeq(T)	64	64	64	65	63	65	66	65	67	66	64	64
Construction Month	25	26	27	28	29	30	31	32	33	34	35	36
dB LAeq(T)	63	63	64	68	67	67	67	65	63	61	60	60
Construction Month	37	38	39	40	41	42	43	44	45	46	47	48
dB LAeq(T)	62	62	56	55	54	54	45	45	45	45	47	42
Construction Month	49	50	51	52	53	54	55	56	57	58	59	60
dB LAeq(T)	41	42	38	39	39	54	50	48	47	46	46	0
Predicted Evening Construction Noise Levels												
Construction Month	1	2	3	4	5	6	7	8	9	10	11	12
dB LAeq(T)	45	49	50	55	58	58	55	58	58	58	57	57
Construction Month	13	14	15	16	17	18	19	20	21	22	23	24
dB LAeq(T)	57	57	54	54	0	0	0	0	0	0	50	49
Construction Month	25	26	27	28	29	30	31	32	33	34	35	36
dB LAeq(T)	48	47	46	0	0	0	54	51	0	0	0	0
Construction Month	37	38	39	40	41	42	43	44	45	46	47	48
dB LAeq(T)	0	57	51	0	0	0	0	0	0	0	0	0
Construction Month	49	50	51	52	53	54	55	56	57	58	59	60
dB LAeq(T)	0	0	0	0	0	0	0	0	0	0	0	0
Predicted Night-time Construction Noise Levels												
Construction Month	1	2	3	4	5	6	7	8	9	10	11	12
dB LAeq(T)	45	49	50	55	58	58	55	58	58	58	57	57
Construction Month	13	14	15	16	17	18	19	20	21	22	23	24
dB LAeq(T)	57	57	54	54	0	0	0	0	0	0	0	0
Construction Month	25	26	27	28	29	30	31	32	33	34	35	36
dB LAeq(T)	0	0	0	0	0	0	54	51	0	0	0	0
Construction Month	37	38	39	40	41	42	43	44	45	46	47	48
dB LAeq(T)	0	57	51	0	0	0	0	0	0	0	0	0
Construction Month	49	50	51	52	53	54	55	56	57	58	59	60
dB LAeq(T)	0	0	0	0	0	0	0	0	0	0	0	0

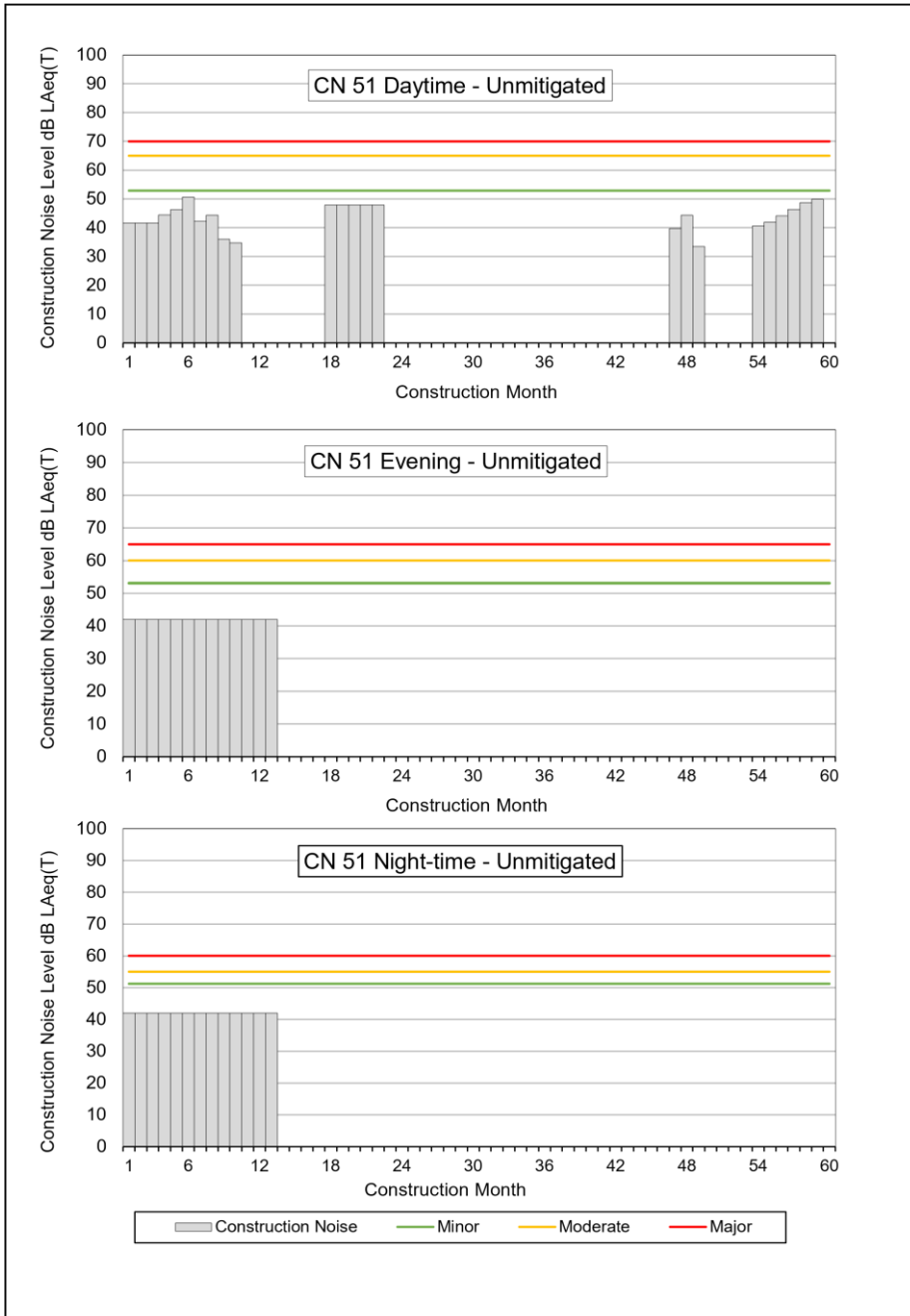
Graphical Representation of Unmitigated Construction Noise Levels at CN 50



Unmitigated Construction Noise Levels at CN 50

Predicted Daytime Construction Noise Levels												
Construction Month	1	2	3	4	5	6	7	8	9	10	11	12
dB LAeq(T)	54	57	57	57	56	54	56	56	59	59	59	60
Construction Month	13	14	15	16	17	18	19	20	21	22	23	24
dB LAeq(T)	61	61	61	63	61	63	64	63	64	63	62	61
Construction Month	25	26	27	28	29	30	31	32	33	34	35	36
dB LAeq(T)	61	61	62	65	64	64	63	62	60	59	59	59
Construction Month	37	38	39	40	41	42	43	44	45	46	47	48
dB LAeq(T)	60	60	55	54	53	53	49	49	49	49	50	39
Construction Month	49	50	51	52	53	54	55	56	57	58	59	60
dB LAeq(T)	37	31	31	32	32	51	49	47	46	45	45	0
Predicted Evening Construction Noise Levels												
Construction Month	1	2	3	4	5	6	7	8	9	10	11	12
dB LAeq(T)	43	46	46	56	57	57	53	57	57	57	57	57
Construction Month	13	14	15	16	17	18	19	20	21	22	23	24
dB LAeq(T)	57	57	51	51	0	0	0	0	0	0	50	49
Construction Month	25	26	27	28	29	30	31	32	33	34	35	36
dB LAeq(T)	47	47	46	0	0	0	51	50	0	0	0	0
Construction Month	37	38	39	40	41	42	43	44	45	46	47	48
dB LAeq(T)	0	54	50	0	0	0	0	0	0	0	0	0
Construction Month	49	50	51	52	53	54	55	56	57	58	59	60
dB LAeq(T)	0	0	0	0	0	0	0	0	0	0	0	0
Predicted Night-time Construction Noise Levels												
Construction Month	1	2	3	4	5	6	7	8	9	10	11	12
dB LAeq(T)	43	46	46	56	57	57	53	57	57	57	57	57
Construction Month	13	14	15	16	17	18	19	20	21	22	23	24
dB LAeq(T)	57	57	51	51	0	0	0	0	0	0	0	0
Construction Month	25	26	27	28	29	30	31	32	33	34	35	36
dB LAeq(T)	0	0	0	0	0	0	51	50	0	0	0	0
Construction Month	37	38	39	40	41	42	43	44	45	46	47	48
dB LAeq(T)	0	54	50	0	0	0	0	0	0	0	0	0
Construction Month	49	50	51	52	53	54	55	56	57	58	59	60
dB LAeq(T)	0	0	0	0	0	0	0	0	0	0	0	0

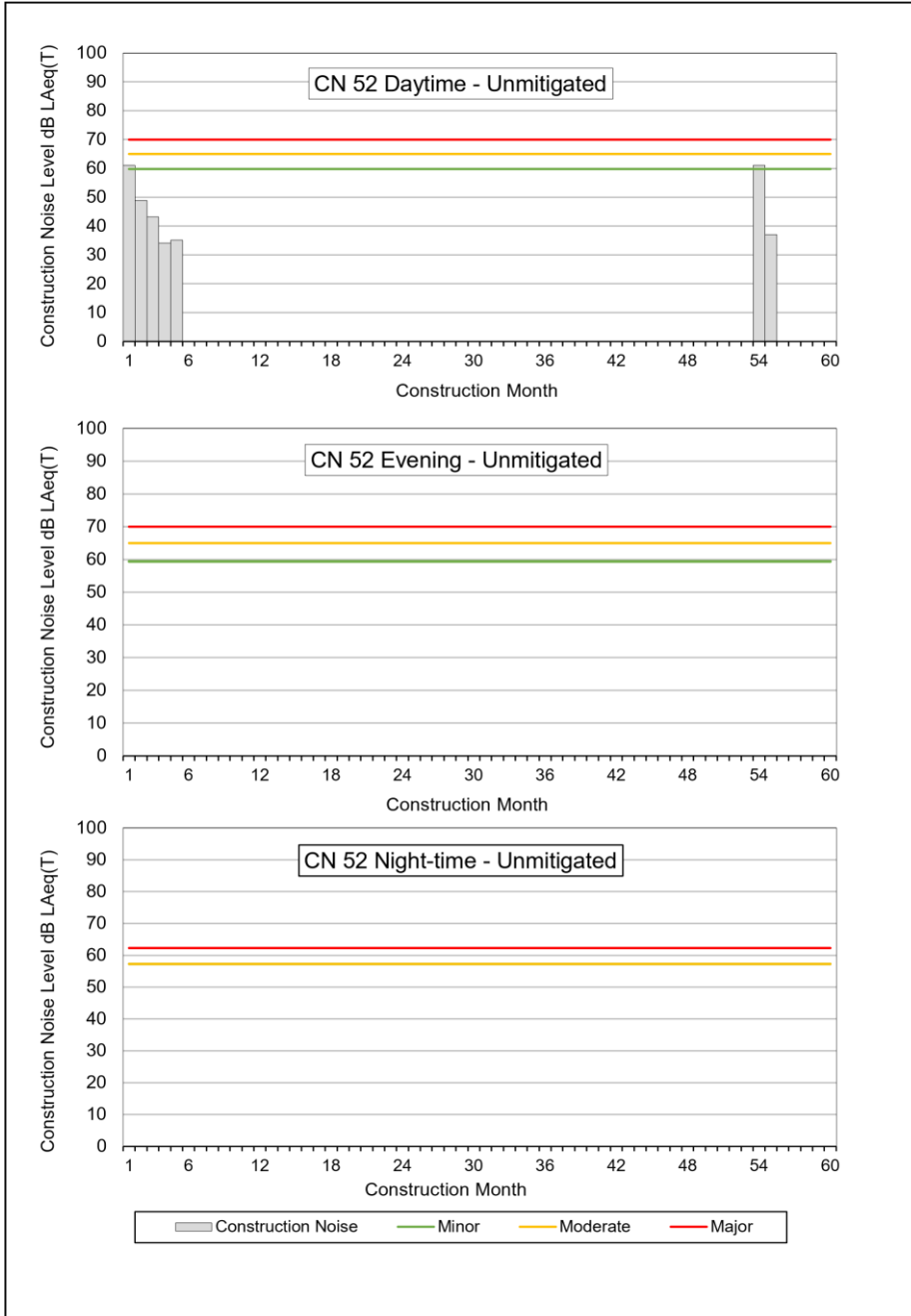
Graphical Representation of Unmitigated Construction Noise Levels at CN 51



Unmitigated Construction Noise Levels at CN 51

Predicted Daytime Construction Noise Levels												
Construction Month	1	2	3	4	5	6	7	8	9	10	11	12
dB LAeq(T)	42	42	42	44	46	51	42	44	36	35	0	0
Construction Month	13	14	15	16	17	18	19	20	21	22	23	24
dB LAeq(T)	0	0	0	0	0	48	48	48	48	48	0	0
Construction Month	25	26	27	28	29	30	31	32	33	34	35	36
dB LAeq(T)	0	0	0	0	0	0	0	0	0	0	0	0
Construction Month	37	38	39	40	41	42	43	44	45	46	47	48
dB LAeq(T)	0	0	0	0	0	0	0	0	0	0	40	44
Construction Month	49	50	51	52	53	54	55	56	57	58	59	60
dB LAeq(T)	33	0	0	0	0	41	42	44	46	49	50	0
Predicted Evening Construction Noise Levels												
Construction Month	1	2	3	4	5	6	7	8	9	10	11	12
dB LAeq(T)	42	42	42	42	42	42	42	42	42	42	42	42
Construction Month	13	14	15	16	17	18	19	20	21	22	23	24
dB LAeq(T)	42	0	0	0	0	0	0	0	0	0	0	0
Construction Month	25	26	27	28	29	30	31	32	33	34	35	36
dB LAeq(T)	0	0	0	0	0	0	0	0	0	0	0	0
Construction Month	37	38	39	40	41	42	43	44	45	46	47	48
dB LAeq(T)	0	0	0	0	0	0	0	0	0	0	0	0
Construction Month	49	50	51	52	53	54	55	56	57	58	59	60
dB LAeq(T)	0	0	0	0	0	0	0	0	0	0	0	0
Predicted Night-time Construction Noise Levels												
Construction Month	1	2	3	4	5	6	7	8	9	10	11	12
dB LAeq(T)	42	42	42	42	42	42	42	42	42	42	42	42
Construction Month	13	14	15	16	17	18	19	20	21	22	23	24
dB LAeq(T)	42	0	0	0	0	0	0	0	0	0	0	0
Construction Month	25	26	27	28	29	30	31	32	33	34	35	36
dB LAeq(T)	0	0	0	0	0	0	0	0	0	0	0	0
Construction Month	37	38	39	40	41	42	43	44	45	46	47	48
dB LAeq(T)	0	0	0	0	0	0	0	0	0	0	0	0
Construction Month	49	50	51	52	53	54	55	56	57	58	59	60
dB LAeq(T)	0	0	0	0	0	0	0	0	0	0	0	0

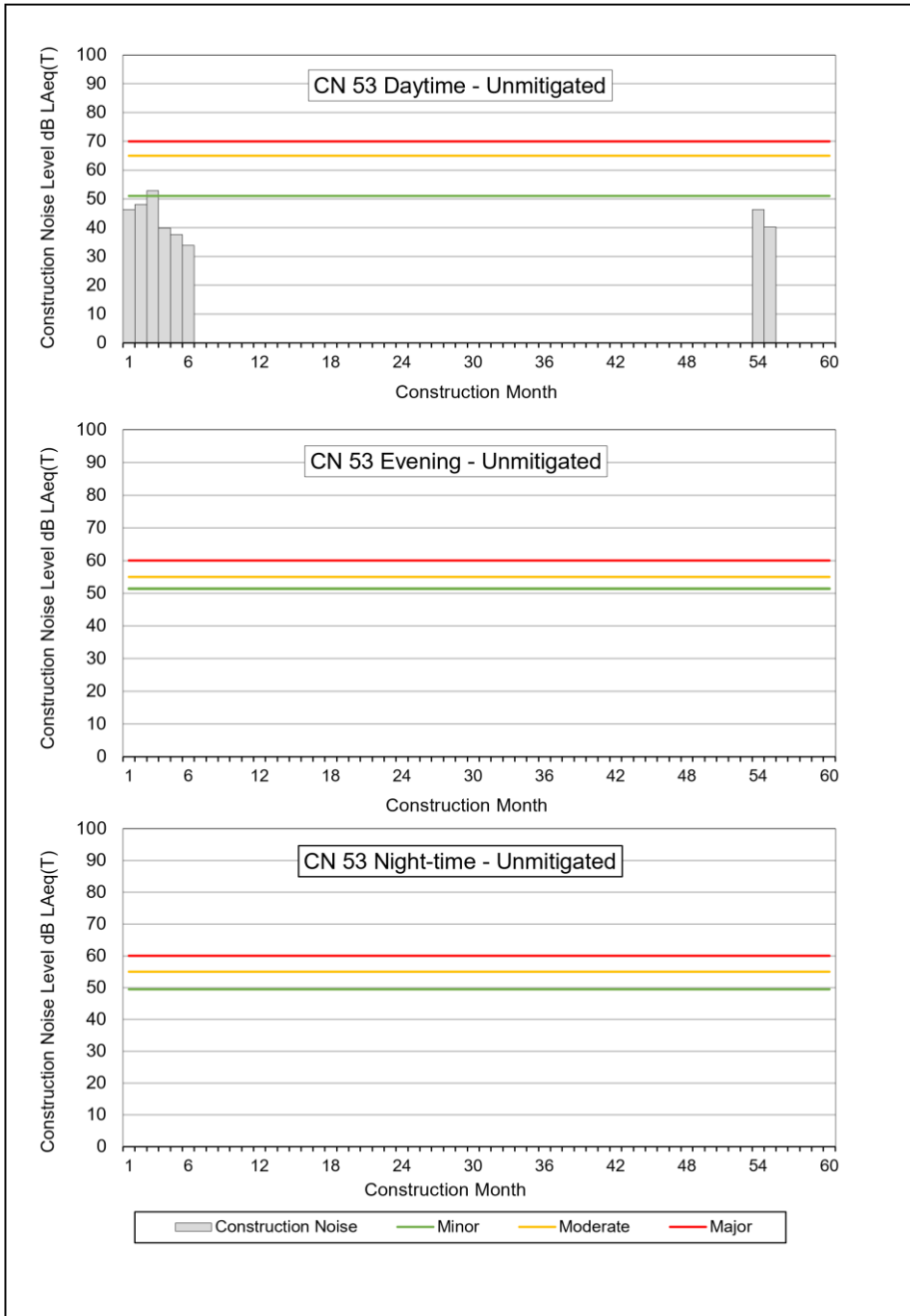
Graphical Representation of Unmitigated Construction Noise Levels at CN 52



Unmitigated Construction Noise Levels at CN 52

Predicted Daytime Construction Noise Levels												
Construction Month	1	2	3	4	5	6	7	8	9	10	11	12
dB LAeq(T)	61	49	43	34	35	0	0	0	0	0	0	0
Construction Month	13	14	15	16	17	18	19	20	21	22	23	24
dB LAeq(T)	0	0	0	0	0	0	0	0	0	0	0	0
Construction Month	25	26	27	28	29	30	31	32	33	34	35	36
dB LAeq(T)	0	0	0	0	0	0	0	0	0	0	0	0
Construction Month	37	38	39	40	41	42	43	44	45	46	47	48
dB LAeq(T)	0	0	0	0	0	0	0	0	0	0	0	0
Construction Month	49	50	51	52	53	54	55	56	57	58	59	60
dB LAeq(T)	0	0	0	0	0	61	37	0	0	0	0	0
Predicted Evening Construction Noise Levels												
Construction Month	1	2	3	4	5	6	7	8	9	10	11	12
dB LAeq(T)	0	0	0	0	0	0	0	0	0	0	0	0
Construction Month	13	14	15	16	17	18	19	20	21	22	23	24
dB LAeq(T)	0	0	0	0	0	0	0	0	0	0	0	0
Construction Month	25	26	27	28	29	30	31	32	33	34	35	36
dB LAeq(T)	0	0	0	0	0	0	0	0	0	0	0	0
Construction Month	37	38	39	40	41	42	43	44	45	46	47	48
dB LAeq(T)	0	0	0	0	0	0	0	0	0	0	0	0
Construction Month	49	50	51	52	53	54	55	56	57	58	59	60
dB LAeq(T)	0	0	0	0	0	0	0	0	0	0	0	0
Predicted Night-time Construction Noise Levels												
Construction Month	1	2	3	4	5	6	7	8	9	10	11	12
dB LAeq(T)	0	0	0	0	0	0	0	0	0	0	0	0
Construction Month	13	14	15	16	17	18	19	20	21	22	23	24
dB LAeq(T)	0	0	0	0	0	0	0	0	0	0	0	0
Construction Month	25	26	27	28	29	30	31	32	33	34	35	36
dB LAeq(T)	0	0	0	0	0	0	0	0	0	0	0	0
Construction Month	37	38	39	40	41	42	43	44	45	46	47	48
dB LAeq(T)	0	0	0	0	0	0	0	0	0	0	0	0
Construction Month	49	50	51	52	53	54	55	56	57	58	59	60
dB LAeq(T)	0	0	0	0	0	0	0	0	0	0	0	0

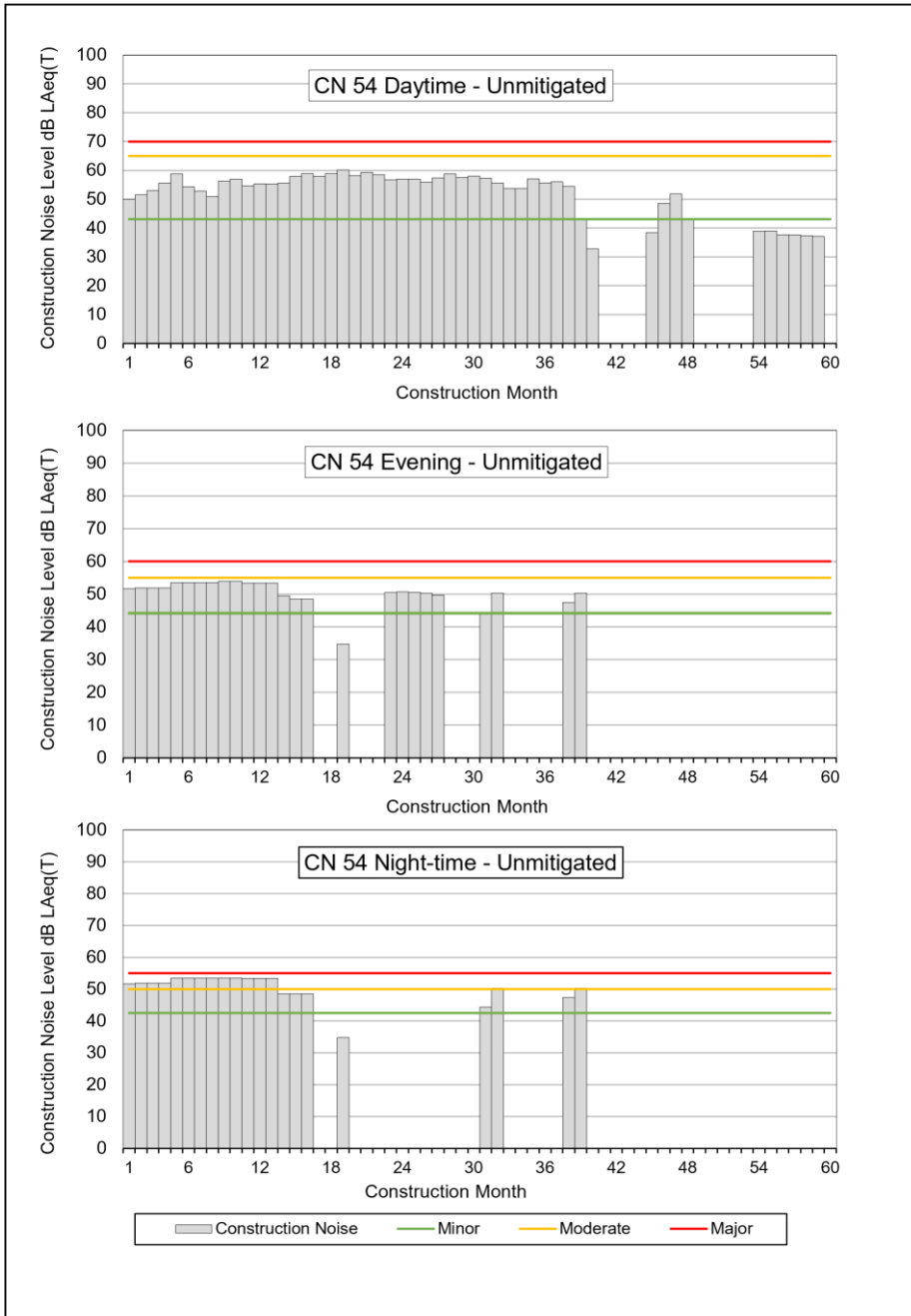
Graphical Representation of Unmitigated Construction Noise Levels at CN 53



Unmitigated Construction Noise Levels at CN 53

Predicted Daytime Construction Noise Levels												
Construction Month	1	2	3	4	5	6	7	8	9	10	11	12
dB LAeq(T)	46	48	53	40	38	34	0	0	0	0	0	0
Construction Month	13	14	15	16	17	18	19	20	21	22	23	24
dB LAeq(T)	0	0	0	0	0	0	0	0	0	0	0	0
Construction Month	25	26	27	28	29	30	31	32	33	34	35	36
dB LAeq(T)	0	0	0	0	0	0	0	0	0	0	0	0
Construction Month	37	38	39	40	41	42	43	44	45	46	47	48
dB LAeq(T)	0	0	0	0	0	0	0	0	0	0	0	0
Construction Month	49	50	51	52	53	54	55	56	57	58	59	60
dB LAeq(T)	0	0	0	0	0	46	40	0	0	0	0	0
Predicted Evening Construction Noise Levels												
Construction Month	1	2	3	4	5	6	7	8	9	10	11	12
dB LAeq(T)	0	0	0	0	0	0	0	0	0	0	0	0
Construction Month	13	14	15	16	17	18	19	20	21	22	23	24
dB LAeq(T)	0	0	0	0	0	0	0	0	0	0	0	0
Construction Month	25	26	27	28	29	30	31	32	33	34	35	36
dB LAeq(T)	0	0	0	0	0	0	0	0	0	0	0	0
Construction Month	37	38	39	40	41	42	43	44	45	46	47	48
dB LAeq(T)	0	0	0	0	0	0	0	0	0	0	0	0
Construction Month	49	50	51	52	53	54	55	56	57	58	59	60
dB LAeq(T)	0	0	0	0	0	0	0	0	0	0	0	0
Predicted Night-time Construction Noise Levels												
Construction Month	1	2	3	4	5	6	7	8	9	10	11	12
dB LAeq(T)	0	0	0	0	0	0	0	0	0	0	0	0
Construction Month	13	14	15	16	17	18	19	20	21	22	23	24
dB LAeq(T)	0	0	0	0	0	0	0	0	0	0	0	0
Construction Month	25	26	27	28	29	30	31	32	33	34	35	36
dB LAeq(T)	0	0	0	0	0	0	0	0	0	0	0	0
Construction Month	37	38	39	40	41	42	43	44	45	46	47	48
dB LAeq(T)	0	0	0	0	0	0	0	0	0	0	0	0
Construction Month	49	50	51	52	53	54	55	56	57	58	59	60
dB LAeq(T)	0	0	0	0	0	0	0	0	0	0	0	0

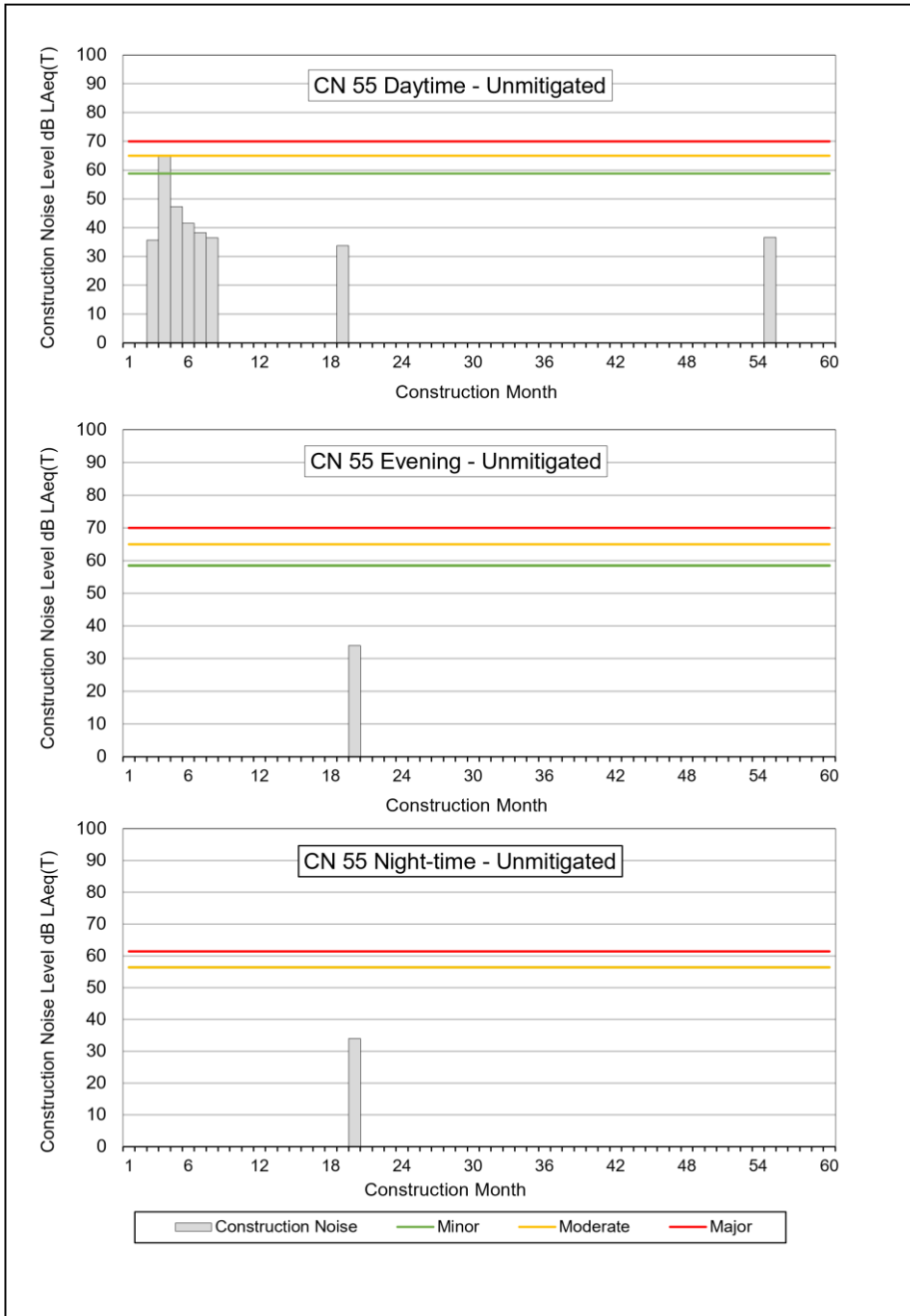
Graphical Representation of Unmitigated Construction Noise Levels at CN 54



Unmitigated Construction Noise Levels at CN 54

Predicted Daytime Construction Noise Levels												
Construction Month	1	2	3	4	5	6	7	8	9	10	11	12
dB LAeq(T)	50	52	53	56	59	54	53	51	56	57	55	55
Construction Month	13	14	15	16	17	18	19	20	21	22	23	24
dB LAeq(T)	55	56	58	59	58	59	60	58	59	59	57	57
Construction Month	25	26	27	28	29	30	31	32	33	34	35	36
dB LAeq(T)	57	56	57	59	58	58	57	56	54	54	57	56
Construction Month	37	38	39	40	41	42	43	44	45	46	47	48
dB LAeq(T)	56	55	43	33	0	0	0	0	38	49	52	43
Construction Month	49	50	51	52	53	54	55	56	57	58	59	60
dB LAeq(T)	0	0	0	0	0	39	39	38	38	37	37	0
Predicted Evening Construction Noise Levels												
Construction Month	1	2	3	4	5	6	7	8	9	10	11	12
dB LAeq(T)	52	52	52	52	54	54	54	54	54	54	53	53
Construction Month	13	14	15	16	17	18	19	20	21	22	23	24
dB LAeq(T)	53	50	49	49	0	0	35	0	0	0	51	51
Construction Month	25	26	27	28	29	30	31	32	33	34	35	36
dB LAeq(T)	51	50	50	0	0	0	44	50	0	0	0	0
Construction Month	37	38	39	40	41	42	43	44	45	46	47	48
dB LAeq(T)	0	47	50	0	0	0	0	0	0	0	0	0
Construction Month	49	50	51	52	53	54	55	56	57	58	59	60
dB LAeq(T)	0	0	0	0	0	0	0	0	0	0	0	0
Predicted Night-time Construction Noise Levels												
Construction Month	1	2	3	4	5	6	7	8	9	10	11	12
dB LAeq(T)	52	52	52	52	54	54	54	54	54	54	53	53
Construction Month	13	14	15	16	17	18	19	20	21	22	23	24
dB LAeq(T)	53	49	49	49	0	0	35	0	0	0	0	0
Construction Month	25	26	27	28	29	30	31	32	33	34	35	36
dB LAeq(T)	0	0	0	0	0	0	44	50	0	0	0	0
Construction Month	37	38	39	40	41	42	43	44	45	46	47	48
dB LAeq(T)	0	47	50	0	0	0	0	0	0	0	0	0
Construction Month	49	50	51	52	53	54	55	56	57	58	59	60
dB LAeq(T)	0	0	0	0	0	0	0	0	0	0	0	0

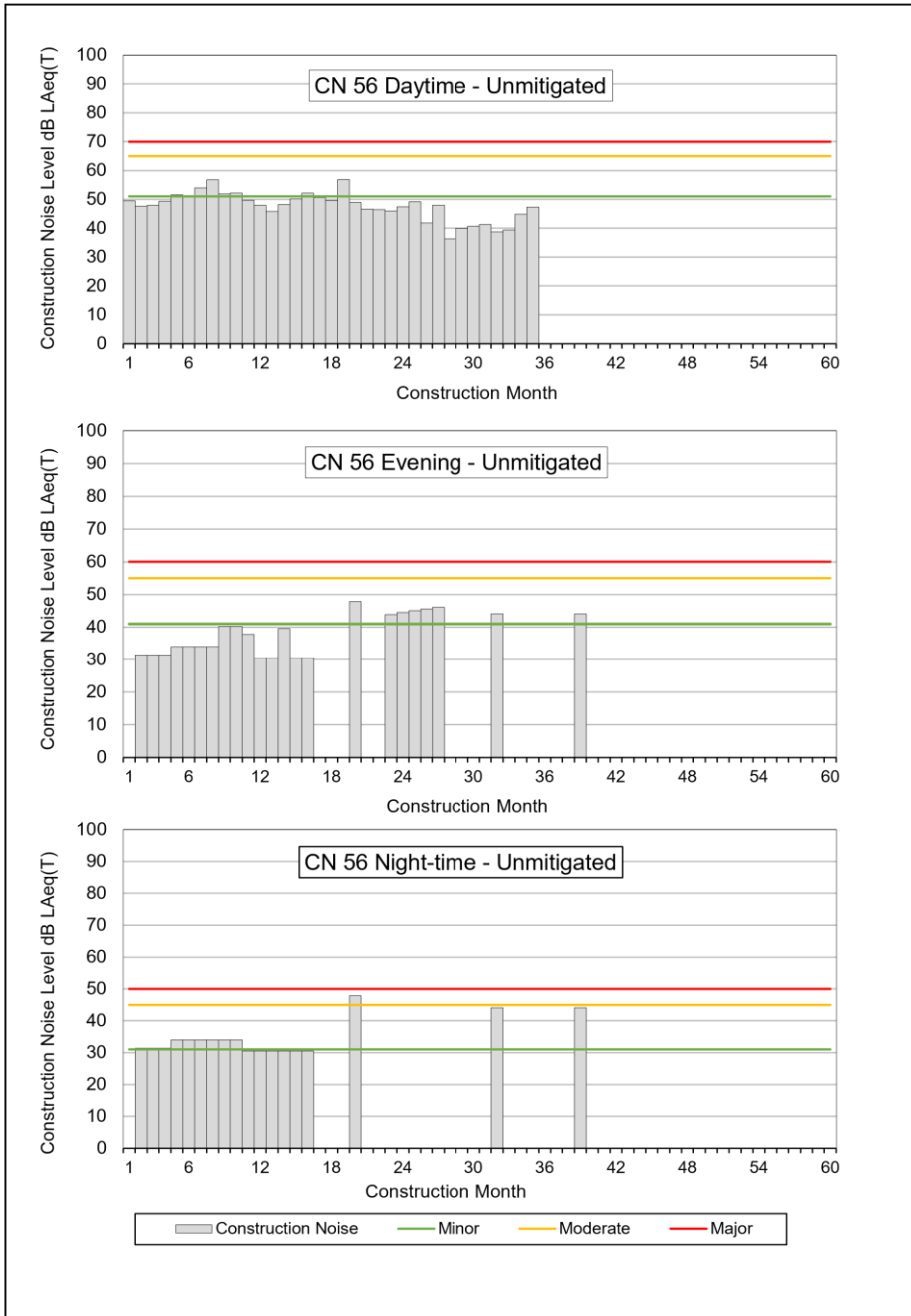
Graphical Representation of Unmitigated Construction Noise Levels at CN 55



Unmitigated Construction Noise Levels at CN 55

Predicted Daytime Construction Noise Levels												
Construction Month	1	2	3	4	5	6	7	8	9	10	11	12
dB LAeq(T)	0	0	36	65	47	42	38	37	0	0	0	0
Construction Month	13	14	15	16	17	18	19	20	21	22	23	24
dB LAeq(T)	0	0	0	0	0	0	34	0	0	0	0	0
Construction Month	25	26	27	28	29	30	31	32	33	34	35	36
dB LAeq(T)	0	0	0	0	0	0	0	0	0	0	0	0
Construction Month	37	38	39	40	41	42	43	44	45	46	47	48
dB LAeq(T)	0	0	0	0	0	0	0	0	0	0	0	0
Construction Month	49	50	51	52	53	54	55	56	57	58	59	60
dB LAeq(T)	0	0	0	0	0	0	37	0	0	0	0	0
Predicted Evening Construction Noise Levels												
Construction Month	1	2	3	4	5	6	7	8	9	10	11	12
dB LAeq(T)	0	0	0	0	0	0	0	0	0	0	0	0
Construction Month	13	14	15	16	17	18	19	20	21	22	23	24
dB LAeq(T)	0	0	0	0	0	0	0	34	0	0	0	0
Construction Month	25	26	27	28	29	30	31	32	33	34	35	36
dB LAeq(T)	0	0	0	0	0	0	0	0	0	0	0	0
Construction Month	37	38	39	40	41	42	43	44	45	46	47	48
dB LAeq(T)	0	0	0	0	0	0	0	0	0	0	0	0
Construction Month	49	50	51	52	53	54	55	56	57	58	59	60
dB LAeq(T)	0	0	0	0	0	0	0	0	0	0	0	0
Predicted Night-time Construction Noise Levels												
Construction Month	1	2	3	4	5	6	7	8	9	10	11	12
dB LAeq(T)	0	0	0	0	0	0	0	0	0	0	0	0
Construction Month	13	14	15	16	17	18	19	20	21	22	23	24
dB LAeq(T)	0	0	0	0	0	0	0	34	0	0	0	0
Construction Month	25	26	27	28	29	30	31	32	33	34	35	36
dB LAeq(T)	0	0	0	0	0	0	0	0	0	0	0	0
Construction Month	37	38	39	40	41	42	43	44	45	46	47	48
dB LAeq(T)	0	0	0	0	0	0	0	0	0	0	0	0
Construction Month	49	50	51	52	53	54	55	56	57	58	59	60
dB LAeq(T)	0	0	0	0	0	0	0	0	0	0	0	0

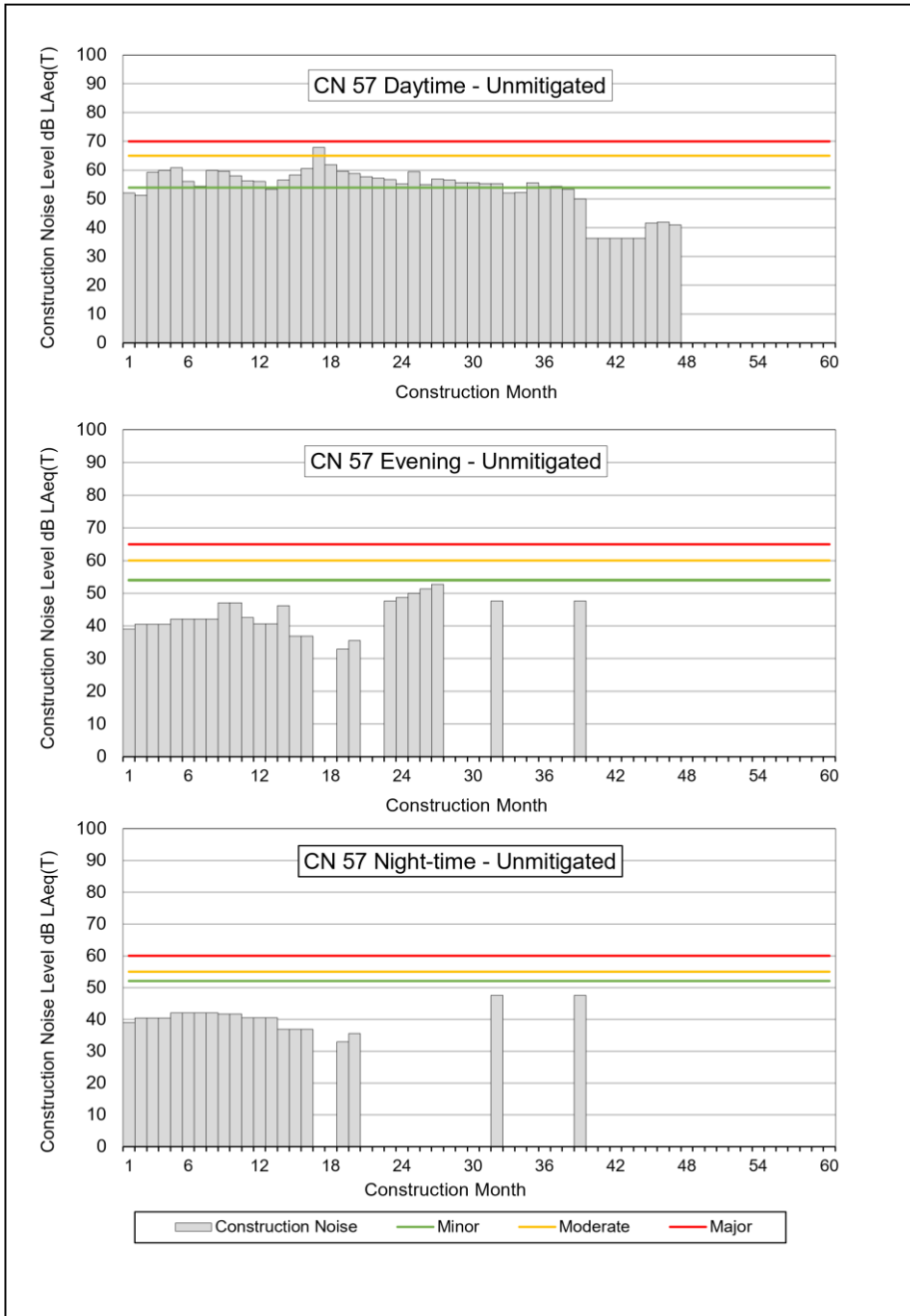
Graphical Representation of Unmitigated Construction Noise Levels at CN 56



Unmitigated Construction Noise Levels at CN 56

Predicted Daytime Construction Noise Levels												
Construction Month	1	2	3	4	5	6	7	8	9	10	11	12
dB LAeq(T)	50	48	48	49	52	51	54	57	52	52	50	48
Construction Month	13	14	15	16	17	18	19	20	21	22	23	24
dB LAeq(T)	46	48	50	52	51	50	57	49	47	47	46	47
Construction Month	25	26	27	28	29	30	31	32	33	34	35	36
dB LAeq(T)	49	42	48	36	40	41	41	39	39	45	47	0
Construction Month	37	38	39	40	41	42	43	44	45	46	47	48
dB LAeq(T)	0	0	0	0	0	0	0	0	0	0	0	0
Construction Month	49	50	51	52	53	54	55	56	57	58	59	60
dB LAeq(T)	0	0	0	0	0	0	0	0	0	0	0	0
Predicted Evening Construction Noise Levels												
Construction Month	1	2	3	4	5	6	7	8	9	10	11	12
dB LAeq(T)	0	31	31	31	34	34	34	34	40	40	38	31
Construction Month	13	14	15	16	17	18	19	20	21	22	23	24
dB LAeq(T)	31	40	31	31	0	0	0	48	0	0	44	45
Construction Month	25	26	27	28	29	30	31	32	33	34	35	36
dB LAeq(T)	45	46	46	0	0	0	0	44	0	0	0	0
Construction Month	37	38	39	40	41	42	43	44	45	46	47	48
dB LAeq(T)	0	0	44	0	0	0	0	0	0	0	0	0
Construction Month	49	50	51	52	53	54	55	56	57	58	59	60
dB LAeq(T)	0	0	0	0	0	0	0	0	0	0	0	0
Predicted Night-time Construction Noise Levels												
Construction Month	1	2	3	4	5	6	7	8	9	10	11	12
dB LAeq(T)	0	31	31	31	34	34	34	34	34	34	31	31
Construction Month	13	14	15	16	17	18	19	20	21	22	23	24
dB LAeq(T)	31	31	31	31	0	0	0	48	0	0	0	0
Construction Month	25	26	27	28	29	30	31	32	33	34	35	36
dB LAeq(T)	0	0	0	0	0	0	0	44	0	0	0	0
Construction Month	37	38	39	40	41	42	43	44	45	46	47	48
dB LAeq(T)	0	0	44	0	0	0	0	0	0	0	0	0
Construction Month	49	50	51	52	53	54	55	56	57	58	59	60
dB LAeq(T)	0	0	0	0	0	0	0	0	0	0	0	0

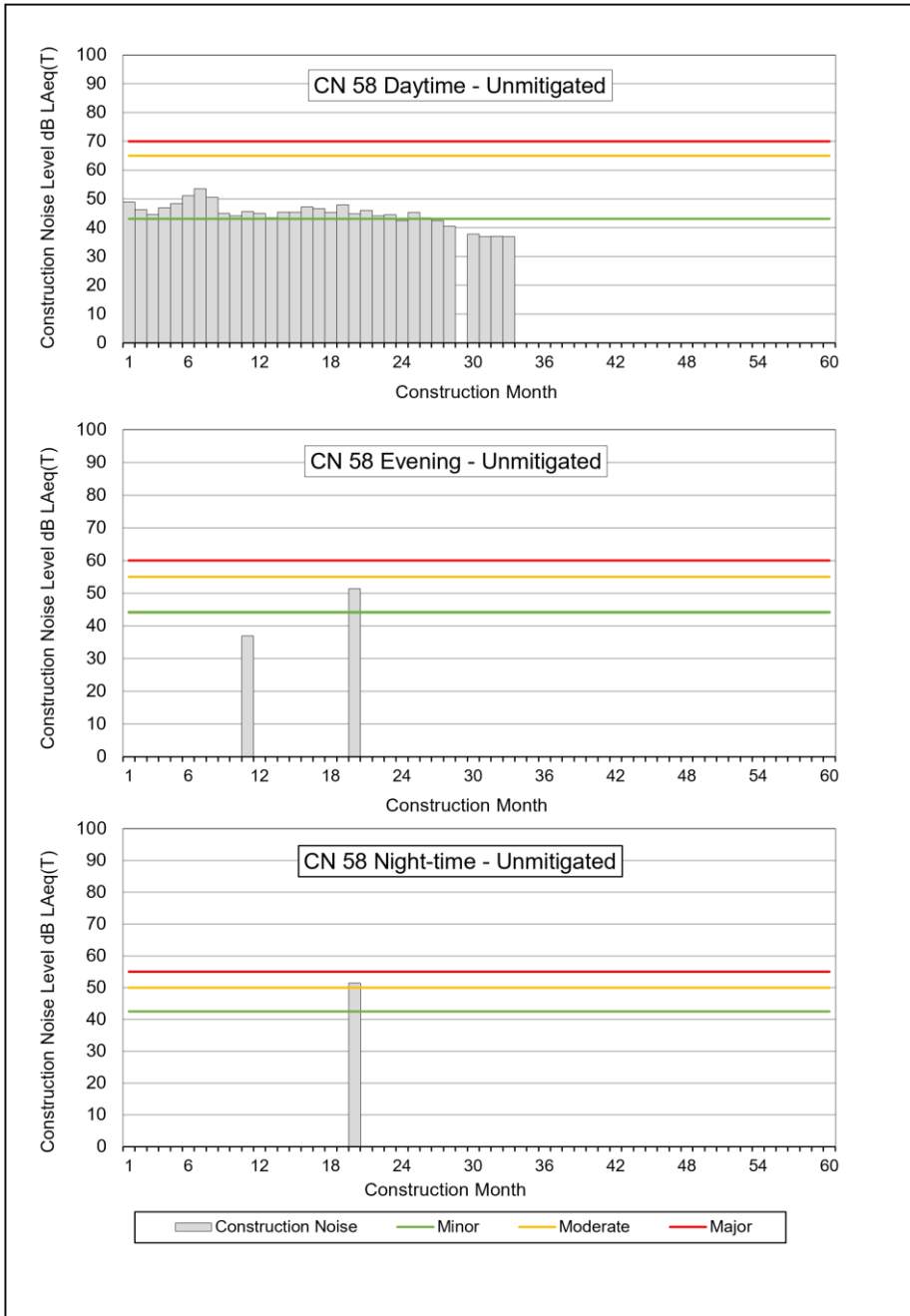
Graphical Representation of Unmitigated Construction Noise Levels at CN 57



Unmitigated Construction Noise Levels at CN 57

Predicted Daytime Construction Noise Levels												
Construction Month	1	2	3	4	5	6	7	8	9	10	11	12
dB LAeq(T)	52	51	59	60	61	56	54	60	60	58	56	56
Construction Month	13	14	15	16	17	18	19	20	21	22	23	24
dB LAeq(T)	53	57	58	61	68	62	60	59	58	57	57	55
Construction Month	25	26	27	28	29	30	31	32	33	34	35	36
dB LAeq(T)	59	55	57	57	56	56	55	55	52	52	56	54
Construction Month	37	38	39	40	41	42	43	44	45	46	47	48
dB LAeq(T)	54	53	50	36	36	36	36	36	42	42	41	0
Construction Month	49	50	51	52	53	54	55	56	57	58	59	60
dB LAeq(T)	0	0	0	0	0	0	0	0	0	0	0	0
Predicted Evening Construction Noise Levels												
Construction Month	1	2	3	4	5	6	7	8	9	10	11	12
dB LAeq(T)	39	41	41	41	42	42	42	42	47	47	43	41
Construction Month	13	14	15	16	17	18	19	20	21	22	23	24
dB LAeq(T)	41	46	37	37	0	0	33	36	0	0	48	49
Construction Month	25	26	27	28	29	30	31	32	33	34	35	36
dB LAeq(T)	50	51	53	0	0	0	0	48	0	0	0	0
Construction Month	37	38	39	40	41	42	43	44	45	46	47	48
dB LAeq(T)	0	0	48	0	0	0	0	0	0	0	0	0
Construction Month	49	50	51	52	53	54	55	56	57	58	59	60
dB LAeq(T)	0	0	0	0	0	0	0	0	0	0	0	0
Predicted Night-time Construction Noise Levels												
Construction Month	1	2	3	4	5	6	7	8	9	10	11	12
dB LAeq(T)	39	41	41	41	42	42	42	42	42	42	41	41
Construction Month	13	14	15	16	17	18	19	20	21	22	23	24
dB LAeq(T)	41	37	37	37	0	0	33	36	0	0	0	0
Construction Month	25	26	27	28	29	30	31	32	33	34	35	36
dB LAeq(T)	0	0	0	0	0	0	0	48	0	0	0	0
Construction Month	37	38	39	40	41	42	43	44	45	46	47	48
dB LAeq(T)	0	0	48	0	0	0	0	0	0	0	0	0
Construction Month	49	50	51	52	53	54	55	56	57	58	59	60
dB LAeq(T)	0	0	0	0	0	0	0	0	0	0	0	0

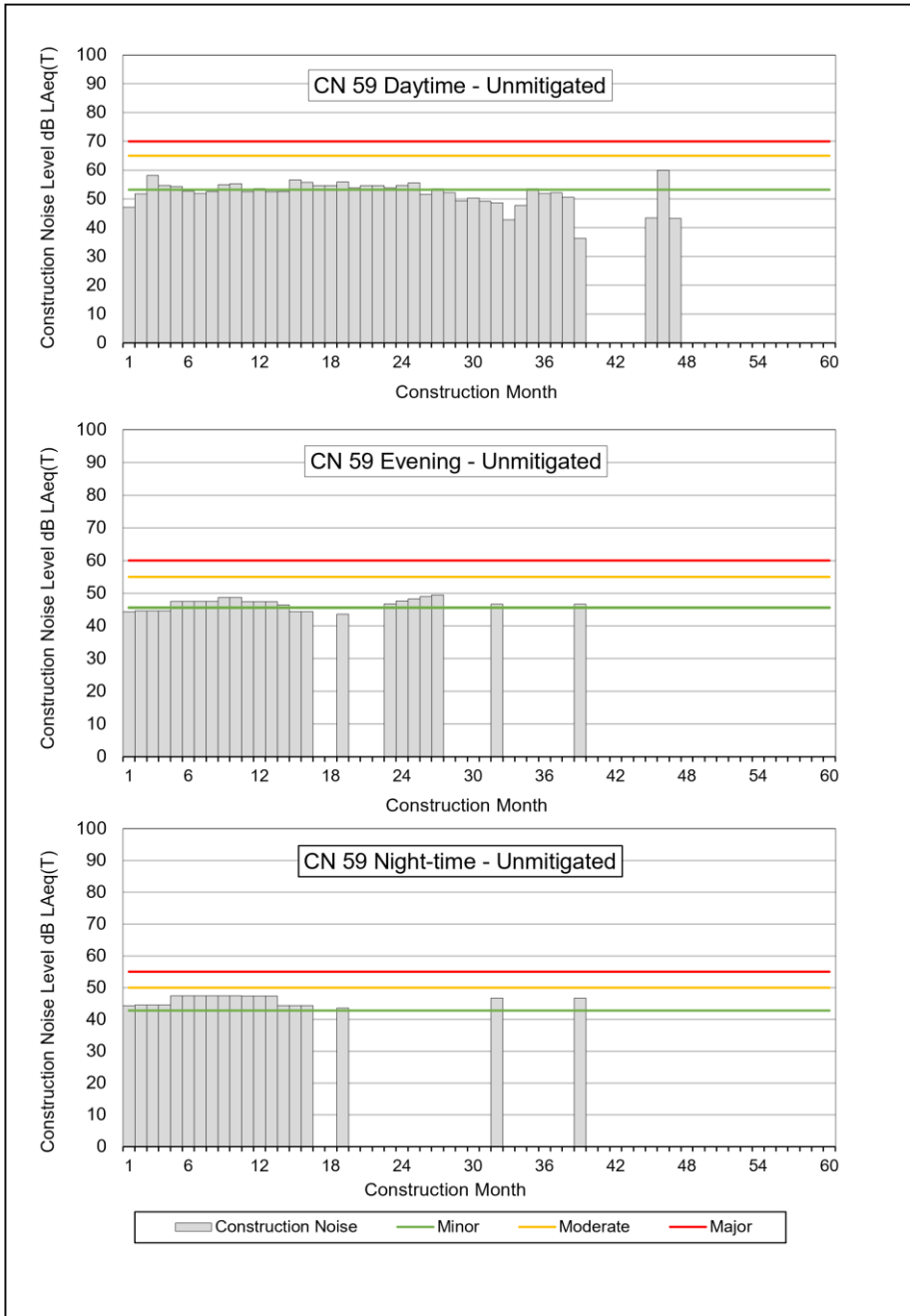
Graphical Representation of Unmitigated Construction Noise Levels at CN 58



Unmitigated Construction Noise Levels at CN 58

Predicted Daytime Construction Noise Levels												
Construction Month	1	2	3	4	5	6	7	8	9	10	11	12
dB LAeq(T)	49	46	45	47	48	51	54	51	45	44	46	45
Construction Month	13	14	15	16	17	18	19	20	21	22	23	24
dB LAeq(T)	44	45	45	47	47	45	48	45	46	44	45	42
Construction Month	25	26	27	28	29	30	31	32	33	34	35	36
dB LAeq(T)	45	43	42	41	0	38	37	37	37	0	0	0
Construction Month	37	38	39	40	41	42	43	44	45	46	47	48
dB LAeq(T)	0	0	0	0	0	0	0	0	0	0	0	0
Construction Month	49	50	51	52	53	54	55	56	57	58	59	60
dB LAeq(T)	0	0	0	0	0	0	0	0	0	0	0	0
Predicted Evening Construction Noise Levels												
Construction Month	1	2	3	4	5	6	7	8	9	10	11	12
dB LAeq(T)	0	0	0	0	0	0	0	0	0	0	37	0
Construction Month	13	14	15	16	17	18	19	20	21	22	23	24
dB LAeq(T)	0	0	0	0	0	0	0	51	0	0	0	0
Construction Month	25	26	27	28	29	30	31	32	33	34	35	36
dB LAeq(T)	0	0	0	0	0	0	0	0	0	0	0	0
Construction Month	37	38	39	40	41	42	43	44	45	46	47	48
dB LAeq(T)	0	0	0	0	0	0	0	0	0	0	0	0
Construction Month	49	50	51	52	53	54	55	56	57	58	59	60
dB LAeq(T)	0	0	0	0	0	0	0	0	0	0	0	0
Predicted Night-time Construction Noise Levels												
Construction Month	1	2	3	4	5	6	7	8	9	10	11	12
dB LAeq(T)	0	0	0	0	0	0	0	0	0	0	0	0
Construction Month	13	14	15	16	17	18	19	20	21	22	23	24
dB LAeq(T)	0	0	0	0	0	0	0	51	0	0	0	0
Construction Month	25	26	27	28	29	30	31	32	33	34	35	36
dB LAeq(T)	0	0	0	0	0	0	0	0	0	0	0	0
Construction Month	37	38	39	40	41	42	43	44	45	46	47	48
dB LAeq(T)	0	0	0	0	0	0	0	0	0	0	0	0
Construction Month	49	50	51	52	53	54	55	56	57	58	59	60
dB LAeq(T)	0	0	0	0	0	0	0	0	0	0	0	0

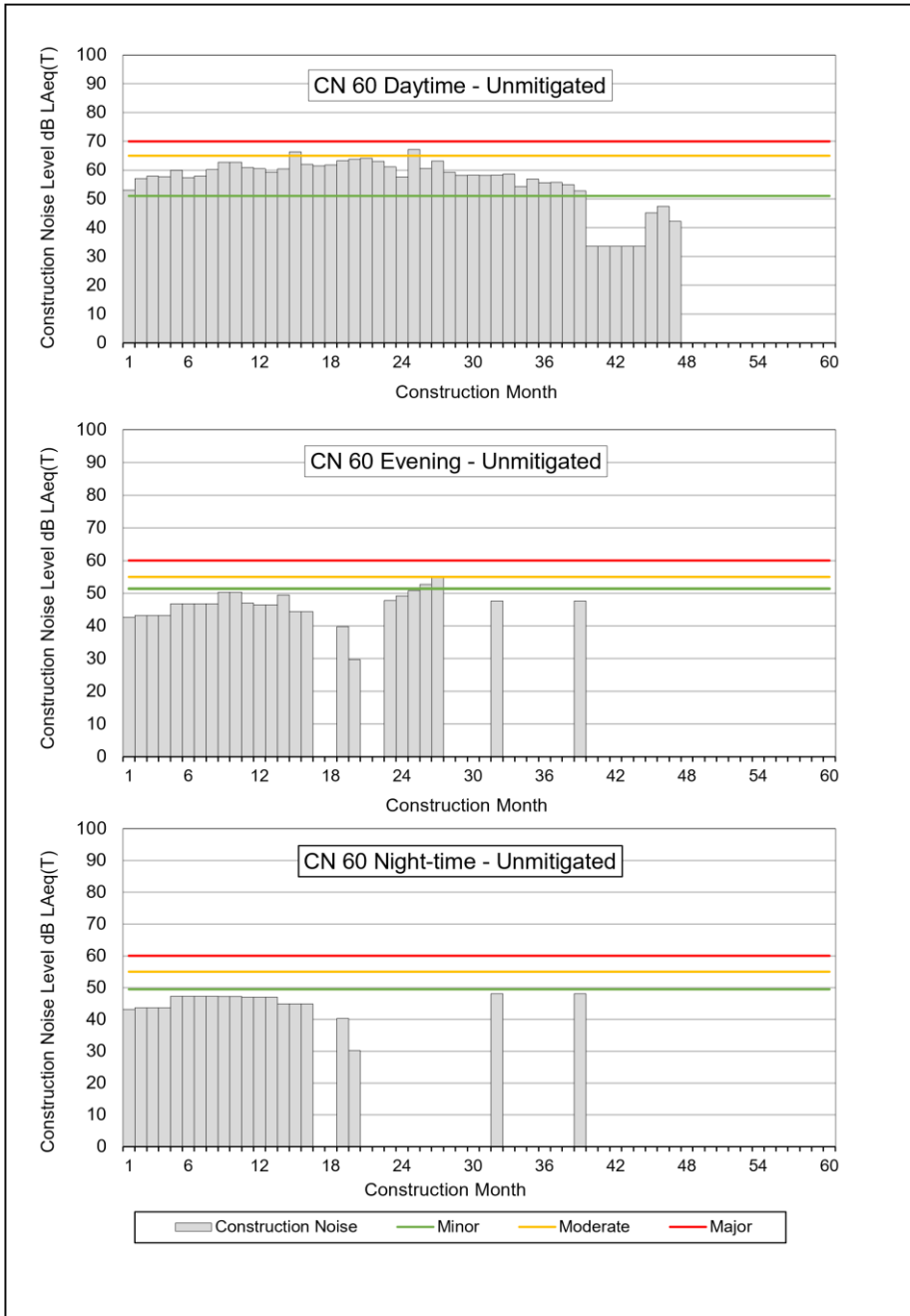
Graphical Representation of Unmitigated Construction Noise Levels at CN 59



Unmitigated Construction Noise Levels at CN 59

Predicted Daytime Construction Noise Levels												
Construction Month	1	2	3	4	5	6	7	8	9	10	11	12
dB LAeq(T)	47	52	58	55	54	53	52	53	55	55	53	54
Construction Month	13	14	15	16	17	18	19	20	21	22	23	24
dB LAeq(T)	53	53	57	56	55	55	56	54	55	55	54	55
Construction Month	25	26	27	28	29	30	31	32	33	34	35	36
dB LAeq(T)	56	52	54	52	49	50	49	49	43	48	54	52
Construction Month	37	38	39	40	41	42	43	44	45	46	47	48
dB LAeq(T)	52	51	36	0	0	0	0	0	43	60	43	0
Construction Month	49	50	51	52	53	54	55	56	57	58	59	60
dB LAeq(T)	0	0	0	0	0	0	0	0	0	0	0	0
Predicted Evening Construction Noise Levels												
Construction Month	1	2	3	4	5	6	7	8	9	10	11	12
dB LAeq(T)	44	45	45	45	48	48	48	48	49	49	47	47
Construction Month	13	14	15	16	17	18	19	20	21	22	23	24
dB LAeq(T)	47	47	44	44	0	0	44	0	0	0	47	48
Construction Month	25	26	27	28	29	30	31	32	33	34	35	36
dB LAeq(T)	48	49	50	0	0	0	0	47	0	0	0	0
Construction Month	37	38	39	40	41	42	43	44	45	46	47	48
dB LAeq(T)	0	0	47	0	0	0	0	0	0	0	0	0
Construction Month	49	50	51	52	53	54	55	56	57	58	59	60
dB LAeq(T)	0	0	0	0	0	0	0	0	0	0	0	0
Predicted Night-time Construction Noise Levels												
Construction Month	1	2	3	4	5	6	7	8	9	10	11	12
dB LAeq(T)	44	45	45	45	48	48	48	48	48	48	47	47
Construction Month	13	14	15	16	17	18	19	20	21	22	23	24
dB LAeq(T)	47	44	44	44	0	0	44	0	0	0	0	0
Construction Month	25	26	27	28	29	30	31	32	33	34	35	36
dB LAeq(T)	0	0	0	0	0	0	0	47	0	0	0	0
Construction Month	37	38	39	40	41	42	43	44	45	46	47	48
dB LAeq(T)	0	0	47	0	0	0	0	0	0	0	0	0
Construction Month	49	50	51	52	53	54	55	56	57	58	59	60
dB LAeq(T)	0	0	0	0	0	0	0	0	0	0	0	0

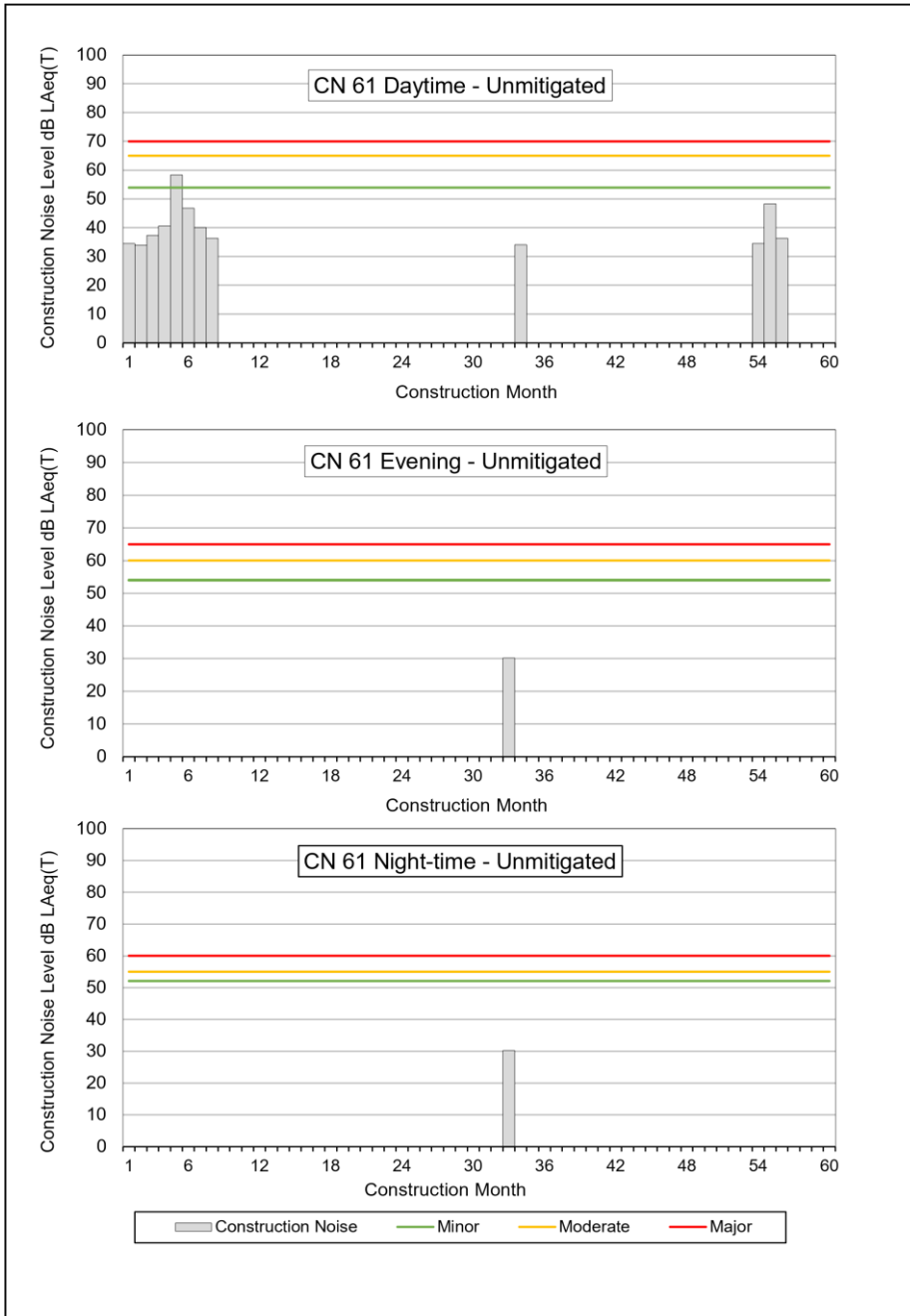
Graphical Representation of Unmitigated Construction Noise Levels at CN 60



Unmitigated Construction Noise Levels at CN 60

Predicted Daytime Construction Noise Levels												
Construction Month	1	2	3	4	5	6	7	8	9	10	11	12
dB LAeq(T)	53	57	58	58	60	57	58	60	63	63	61	61
Construction Month	13	14	15	16	17	18	19	20	21	22	23	24
dB LAeq(T)	59	60	66	62	62	62	63	64	64	63	61	58
Construction Month	25	26	27	28	29	30	31	32	33	34	35	36
dB LAeq(T)	67	61	63	59	58	58	58	58	59	54	57	56
Construction Month	37	38	39	40	41	42	43	44	45	46	47	48
dB LAeq(T)	56	55	53	34	34	34	34	34	45	47	42	0
Construction Month	49	50	51	52	53	54	55	56	57	58	59	60
dB LAeq(T)	0	0	0	0	0	0	0	0	0	0	0	0
Predicted Evening Construction Noise Levels												
Construction Month	1	2	3	4	5	6	7	8	9	10	11	12
dB LAeq(T)	43	43	43	43	47	47	47	47	50	50	47	47
Construction Month	13	14	15	16	17	18	19	20	21	22	23	24
dB LAeq(T)	47	50	44	44	0	0	40	30	0	0	48	49
Construction Month	25	26	27	28	29	30	31	32	33	34	35	36
dB LAeq(T)	51	53	55	0	0	0	0	48	0	0	0	0
Construction Month	37	38	39	40	41	42	43	44	45	46	47	48
dB LAeq(T)	0	0	48	0	0	0	0	0	0	0	0	0
Construction Month	49	50	51	52	53	54	55	56	57	58	59	60
dB LAeq(T)	0	0	0	0	0	0	0	0	0	0	0	0
Predicted Night-time Construction Noise Levels												
Construction Month	1	2	3	4	5	6	7	8	9	10	11	12
dB LAeq(T)	43	44	44	44	47	47	47	47	47	47	47	47
Construction Month	13	14	15	16	17	18	19	20	21	22	23	24
dB LAeq(T)	47	45	45	45	0	0	40	30	0	0	0	0
Construction Month	25	26	27	28	29	30	31	32	33	34	35	36
dB LAeq(T)	0	0	0	0	0	0	0	48	0	0	0	0
Construction Month	37	38	39	40	41	42	43	44	45	46	47	48
dB LAeq(T)	0	0	48	0	0	0	0	0	0	0	0	0
Construction Month	49	50	51	52	53	54	55	56	57	58	59	60
dB LAeq(T)	0	0	0	0	0	0	0	0	0	0	0	0

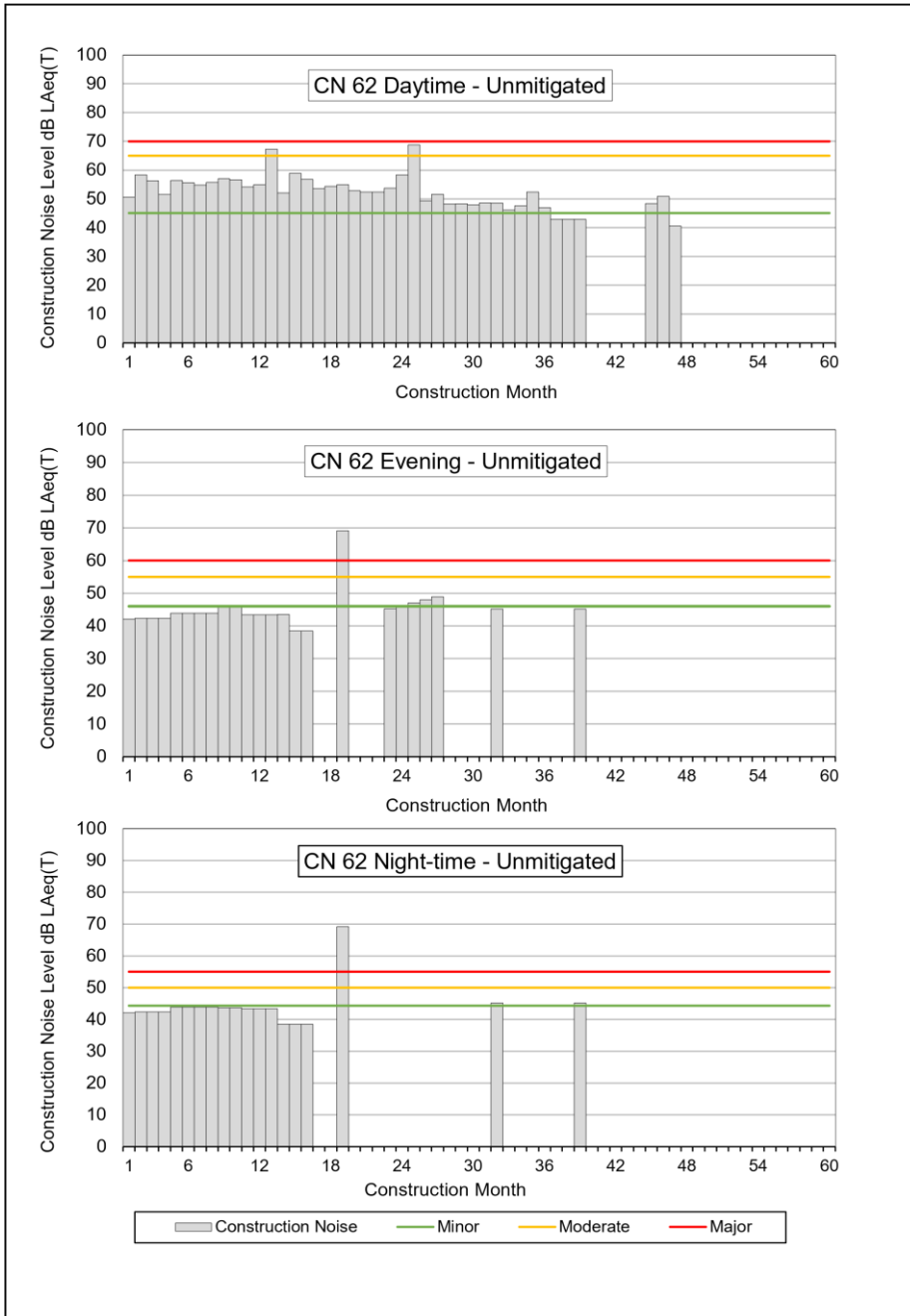
Graphical Representation of Unmitigated Construction Noise Levels at CN 61



Unmitigated Construction Noise Levels at CN 61

Predicted Daytime Construction Noise Levels												
Construction Month	1	2	3	4	5	6	7	8	9	10	11	12
dB LAeq(T)	35	34	37	41	58	47	40	36	0	0	0	0
Construction Month	13	14	15	16	17	18	19	20	21	22	23	24
dB LAeq(T)	0	0	0	0	0	0	0	0	0	0	0	0
Construction Month	25	26	27	28	29	30	31	32	33	34	35	36
dB LAeq(T)	0	0	0	0	0	0	0	0	0	34	0	0
Construction Month	37	38	39	40	41	42	43	44	45	46	47	48
dB LAeq(T)	0	0	0	0	0	0	0	0	0	0	0	0
Construction Month	49	50	51	52	53	54	55	56	57	58	59	60
dB LAeq(T)	0	0	0	0	0	35	48	36	0	0	0	0
Predicted Evening Construction Noise Levels												
Construction Month	1	2	3	4	5	6	7	8	9	10	11	12
dB LAeq(T)	0	0	0	0	0	0	0	0	0	0	0	0
Construction Month	13	14	15	16	17	18	19	20	21	22	23	24
dB LAeq(T)	0	0	0	0	0	0	0	0	0	0	0	0
Construction Month	25	26	27	28	29	30	31	32	33	34	35	36
dB LAeq(T)	0	0	0	0	0	0	0	0	30	0	0	0
Construction Month	37	38	39	40	41	42	43	44	45	46	47	48
dB LAeq(T)	0	0	0	0	0	0	0	0	0	0	0	0
Construction Month	49	50	51	52	53	54	55	56	57	58	59	60
dB LAeq(T)	0	0	0	0	0	0	0	0	0	0	0	0
Predicted Night-time Construction Noise Levels												
Construction Month	1	2	3	4	5	6	7	8	9	10	11	12
dB LAeq(T)	0	0	0	0	0	0	0	0	0	0	0	0
Construction Month	13	14	15	16	17	18	19	20	21	22	23	24
dB LAeq(T)	0	0	0	0	0	0	0	0	0	0	0	0
Construction Month	25	26	27	28	29	30	31	32	33	34	35	36
dB LAeq(T)	0	0	0	0	0	0	0	0	30	0	0	0
Construction Month	37	38	39	40	41	42	43	44	45	46	47	48
dB LAeq(T)	0	0	0	0	0	0	0	0	0	0	0	0
Construction Month	49	50	51	52	53	54	55	56	57	58	59	60
dB LAeq(T)	0	0	0	0	0	0	0	0	0	0	0	0

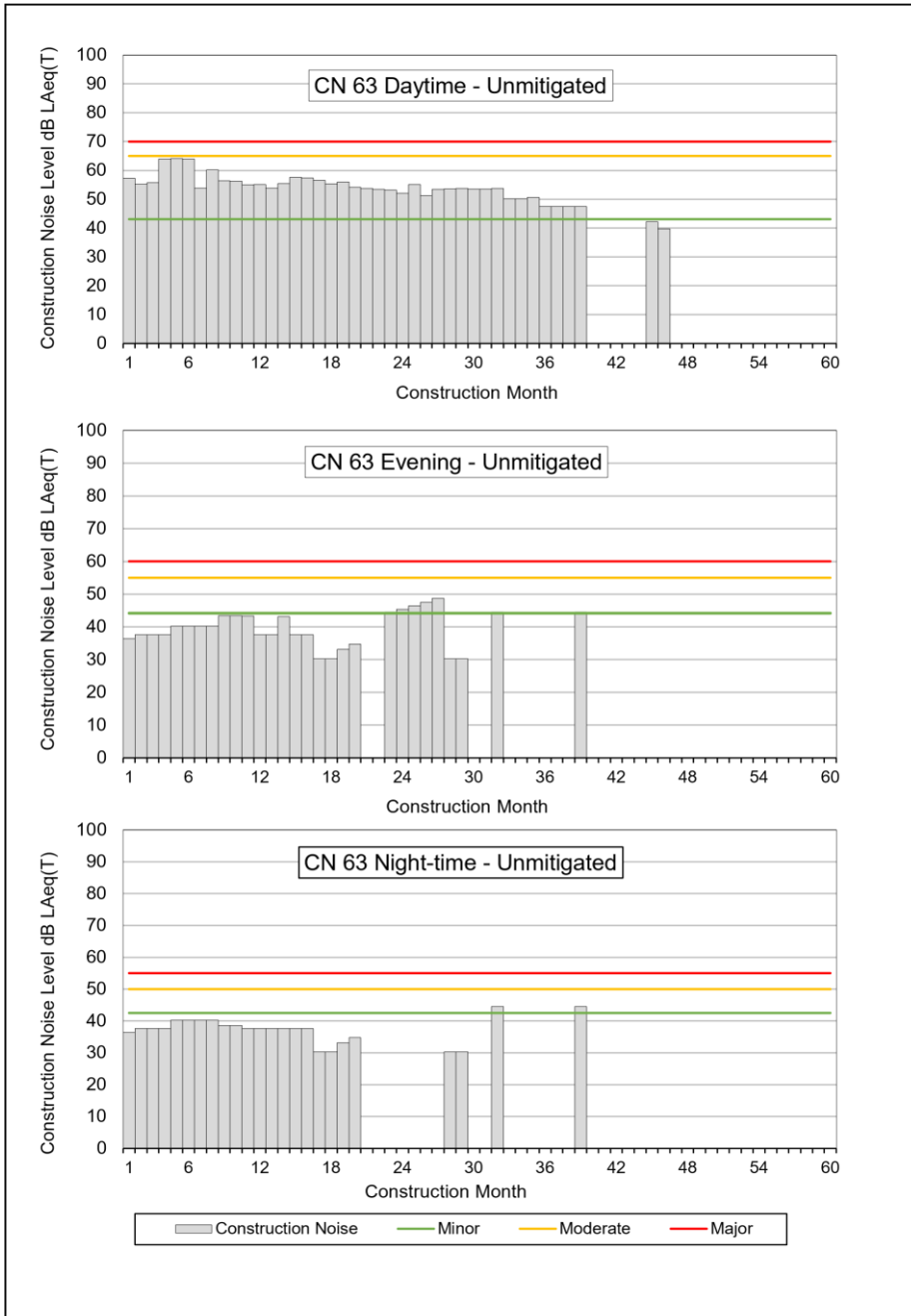
Graphical Representation of Unmitigated Construction Noise Levels at CN 62



Unmitigated Construction Noise Levels at CN 62

Predicted Daytime Construction Noise Levels												
Construction Month	1	2	3	4	5	6	7	8	9	10	11	12
dB LAeq(T)	51	58	56	52	56	56	55	56	57	57	54	55
Construction Month	13	14	15	16	17	18	19	20	21	22	23	24
dB LAeq(T)	67	52	59	57	54	54	55	53	52	52	54	58
Construction Month	25	26	27	28	29	30	31	32	33	34	35	36
dB LAeq(T)	69	49	52	48	48	48	49	49	46	48	52	47
Construction Month	37	38	39	40	41	42	43	44	45	46	47	48
dB LAeq(T)	43	43	43	0	0	0	0	0	48	51	41	0
Construction Month	49	50	51	52	53	54	55	56	57	58	59	60
dB LAeq(T)	0	0	0	0	0	0	0	0	0	0	0	0
Predicted Evening Construction Noise Levels												
Construction Month	1	2	3	4	5	6	7	8	9	10	11	12
dB LAeq(T)	42	42	42	42	44	44	44	44	46	46	43	43
Construction Month	13	14	15	16	17	18	19	20	21	22	23	24
dB LAeq(T)	43	44	39	39	0	0	69	0	0	0	45	46
Construction Month	25	26	27	28	29	30	31	32	33	34	35	36
dB LAeq(T)	47	48	49	0	0	0	0	45	0	0	0	0
Construction Month	37	38	39	40	41	42	43	44	45	46	47	48
dB LAeq(T)	0	0	45	0	0	0	0	0	0	0	0	0
Construction Month	49	50	51	52	53	54	55	56	57	58	59	60
dB LAeq(T)	0	0	0	0	0	0	0	0	0	0	0	0
Predicted Night-time Construction Noise Levels												
Construction Month	1	2	3	4	5	6	7	8	9	10	11	12
dB LAeq(T)	42	42	42	42	44	44	44	44	44	44	43	43
Construction Month	13	14	15	16	17	18	19	20	21	22	23	24
dB LAeq(T)	43	39	39	39	0	0	69	0	0	0	0	0
Construction Month	25	26	27	28	29	30	31	32	33	34	35	36
dB LAeq(T)	0	0	0	0	0	0	0	45	0	0	0	0
Construction Month	37	38	39	40	41	42	43	44	45	46	47	48
dB LAeq(T)	0	0	45	0	0	0	0	0	0	0	0	0
Construction Month	49	50	51	52	53	54	55	56	57	58	59	60
dB LAeq(T)	0	0	0	0	0	0	0	0	0	0	0	0

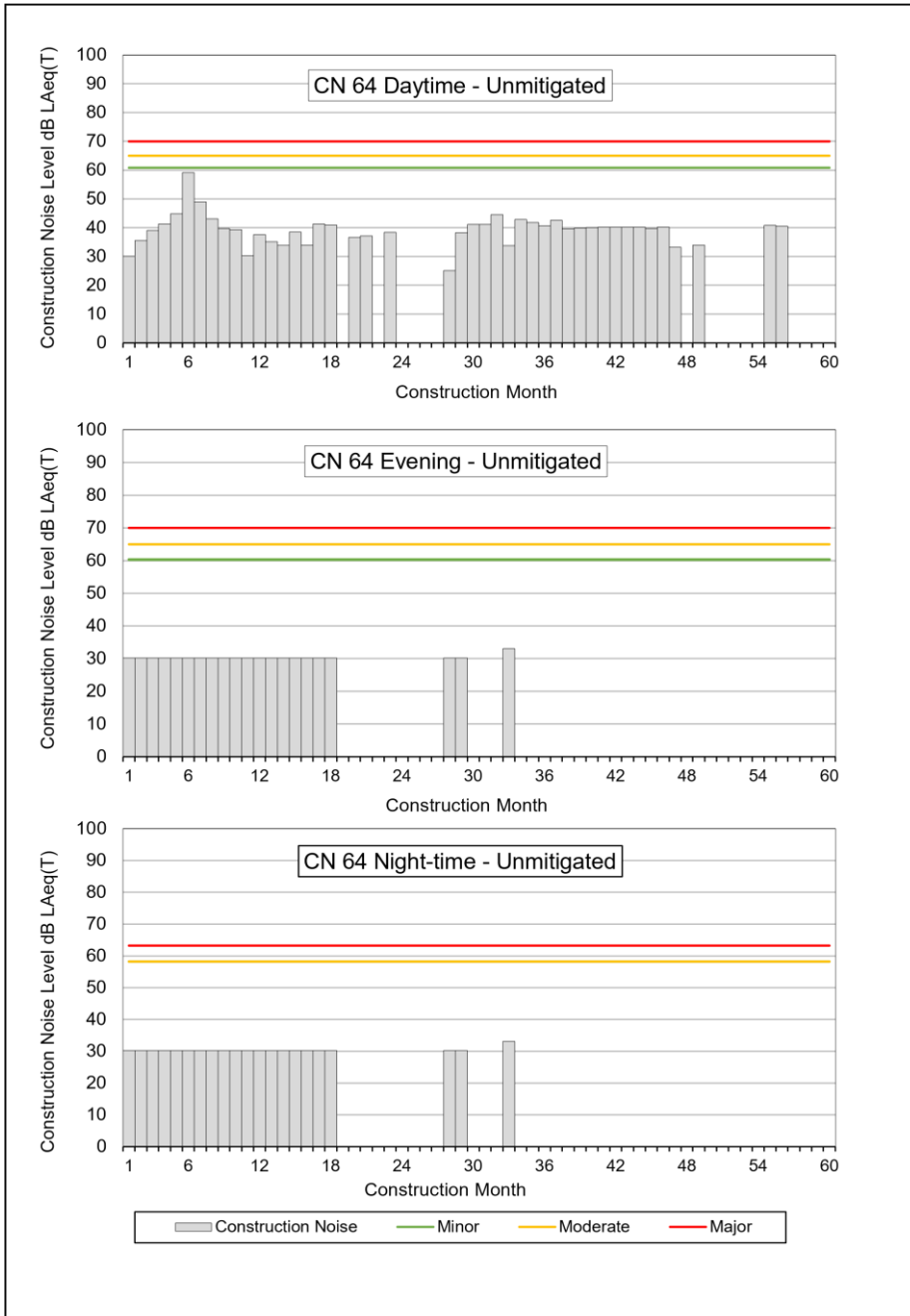
Graphical Representation of Unmitigated Construction Noise Levels at CN 63



Unmitigated Construction Noise Levels at CN 63

Predicted Daytime Construction Noise Levels												
Construction Month	1	2	3	4	5	6	7	8	9	10	11	12
dB LAeq(T)	57	55	56	64	64	64	54	60	56	56	55	55
Construction Month	13	14	15	16	17	18	19	20	21	22	23	24
dB LAeq(T)	54	56	58	57	57	55	56	54	54	53	53	52
Construction Month	25	26	27	28	29	30	31	32	33	34	35	36
dB LAeq(T)	55	51	53	54	54	54	54	54	50	50	51	48
Construction Month	37	38	39	40	41	42	43	44	45	46	47	48
dB LAeq(T)	48	48	48	0	0	0	0	0	42	40	0	0
Construction Month	49	50	51	52	53	54	55	56	57	58	59	60
dB LAeq(T)	0	0	0	0	0	0	0	0	0	0	0	0
Predicted Evening Construction Noise Levels												
Construction Month	1	2	3	4	5	6	7	8	9	10	11	12
dB LAeq(T)	36	38	38	38	40	40	40	40	43	43	43	38
Construction Month	13	14	15	16	17	18	19	20	21	22	23	24
dB LAeq(T)	38	43	38	38	30	30	33	35	0	0	45	45
Construction Month	25	26	27	28	29	30	31	32	33	34	35	36
dB LAeq(T)	47	48	49	30	30	0	0	45	0	0	0	0
Construction Month	37	38	39	40	41	42	43	44	45	46	47	48
dB LAeq(T)	0	0	45	0	0	0	0	0	0	0	0	0
Construction Month	49	50	51	52	53	54	55	56	57	58	59	60
dB LAeq(T)	0	0	0	0	0	0	0	0	0	0	0	0
Predicted Night-time Construction Noise Levels												
Construction Month	1	2	3	4	5	6	7	8	9	10	11	12
dB LAeq(T)	36	38	38	38	40	40	40	40	39	39	38	38
Construction Month	13	14	15	16	17	18	19	20	21	22	23	24
dB LAeq(T)	38	38	38	38	30	30	33	35	0	0	0	0
Construction Month	25	26	27	28	29	30	31	32	33	34	35	36
dB LAeq(T)	0	0	0	30	30	0	0	45	0	0	0	0
Construction Month	37	38	39	40	41	42	43	44	45	46	47	48
dB LAeq(T)	0	0	45	0	0	0	0	0	0	0	0	0
Construction Month	49	50	51	52	53	54	55	56	57	58	59	60
dB LAeq(T)	0	0	0	0	0	0	0	0	0	0	0	0

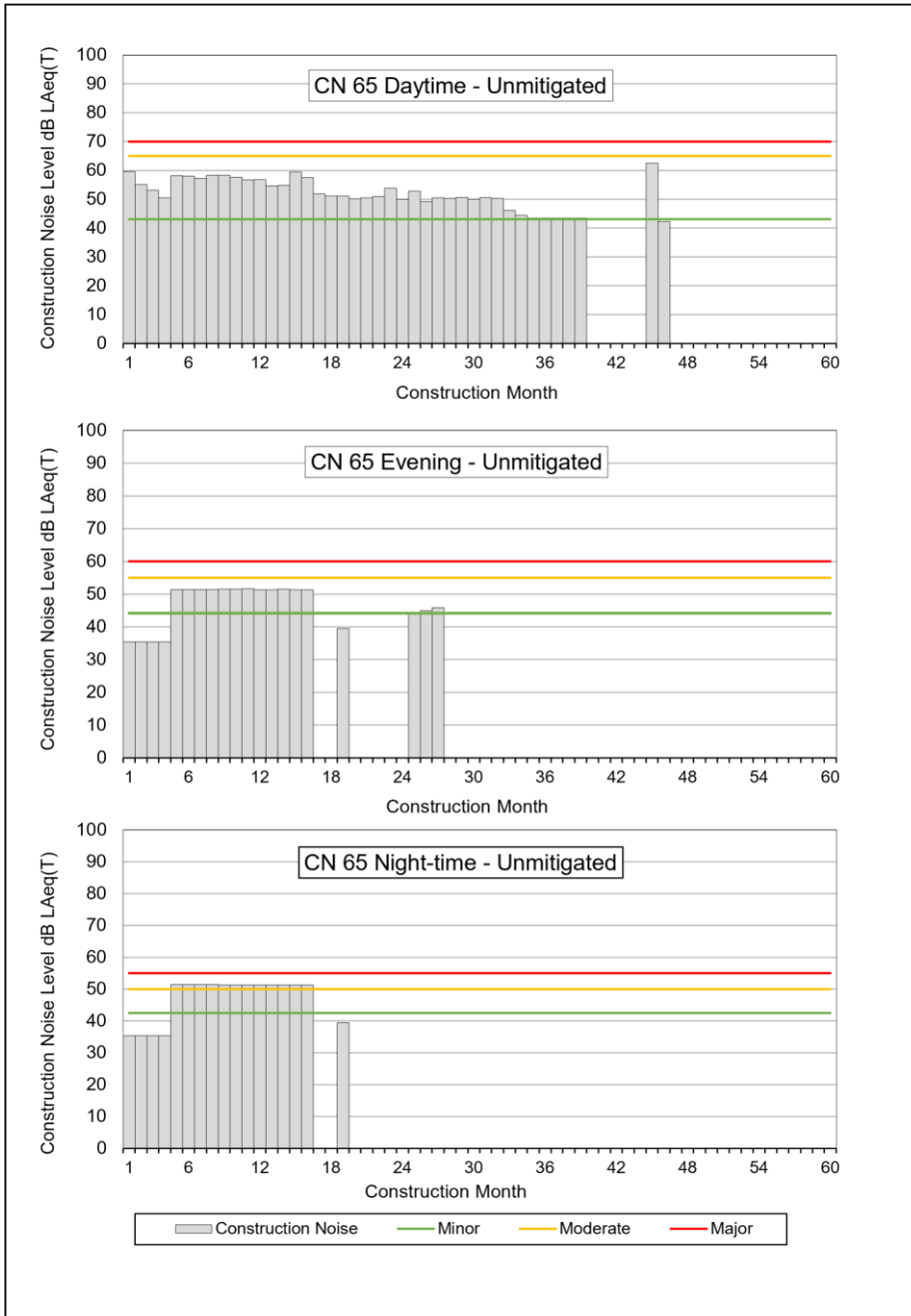
Graphical Representation of Unmitigated Construction Noise Levels at CN 64



Unmitigated Construction Noise Levels at CN 64

Predicted Daytime Construction Noise Levels												
Construction Month	1	2	3	4	5	6	7	8	9	10	11	12
dB LAeq(T)	30	36	39	41	45	59	49	43	40	39	30	38
Construction Month	13	14	15	16	17	18	19	20	21	22	23	24
dB LAeq(T)	35	34	39	34	41	41	0	37	37	0	38	0
Construction Month	25	26	27	28	29	30	31	32	33	34	35	36
dB LAeq(T)	0	0	0	25	38	41	41	45	34	43	42	41
Construction Month	37	38	39	40	41	42	43	44	45	46	47	48
dB LAeq(T)	43	40	40	40	40	40	40	40	40	40	33	0
Construction Month	49	50	51	52	53	54	55	56	57	58	59	60
dB LAeq(T)	34	0	0	0	0	0	41	41	0	0	0	0
Predicted Evening Construction Noise Levels												
Construction Month	1	2	3	4	5	6	7	8	9	10	11	12
dB LAeq(T)	30	30	30	30	30	30	30	30	30	30	30	30
Construction Month	13	14	15	16	17	18	19	20	21	22	23	24
dB LAeq(T)	30	30	30	30	30	30	0	0	0	0	0	0
Construction Month	25	26	27	28	29	30	31	32	33	34	35	36
dB LAeq(T)	0	0	0	30	30	0	0	0	33	0	0	0
Construction Month	37	38	39	40	41	42	43	44	45	46	47	48
dB LAeq(T)	0	0	0	0	0	0	0	0	0	0	0	0
Construction Month	49	50	51	52	53	54	55	56	57	58	59	60
dB LAeq(T)	0	0	0	0	0	0	0	0	0	0	0	0
Predicted Night-time Construction Noise Levels												
Construction Month	1	2	3	4	5	6	7	8	9	10	11	12
dB LAeq(T)	30	30	30	30	30	30	30	30	30	30	30	30
Construction Month	13	14	15	16	17	18	19	20	21	22	23	24
dB LAeq(T)	30	30	30	30	30	30	0	0	0	0	0	0
Construction Month	25	26	27	28	29	30	31	32	33	34	35	36
dB LAeq(T)	0	0	0	30	30	0	0	0	33	0	0	0
Construction Month	37	38	39	40	41	42	43	44	45	46	47	48
dB LAeq(T)	0	0	0	0	0	0	0	0	0	0	0	0
Construction Month	49	50	51	52	53	54	55	56	57	58	59	60
dB LAeq(T)	0	0	0	0	0	0	0	0	0	0	0	0

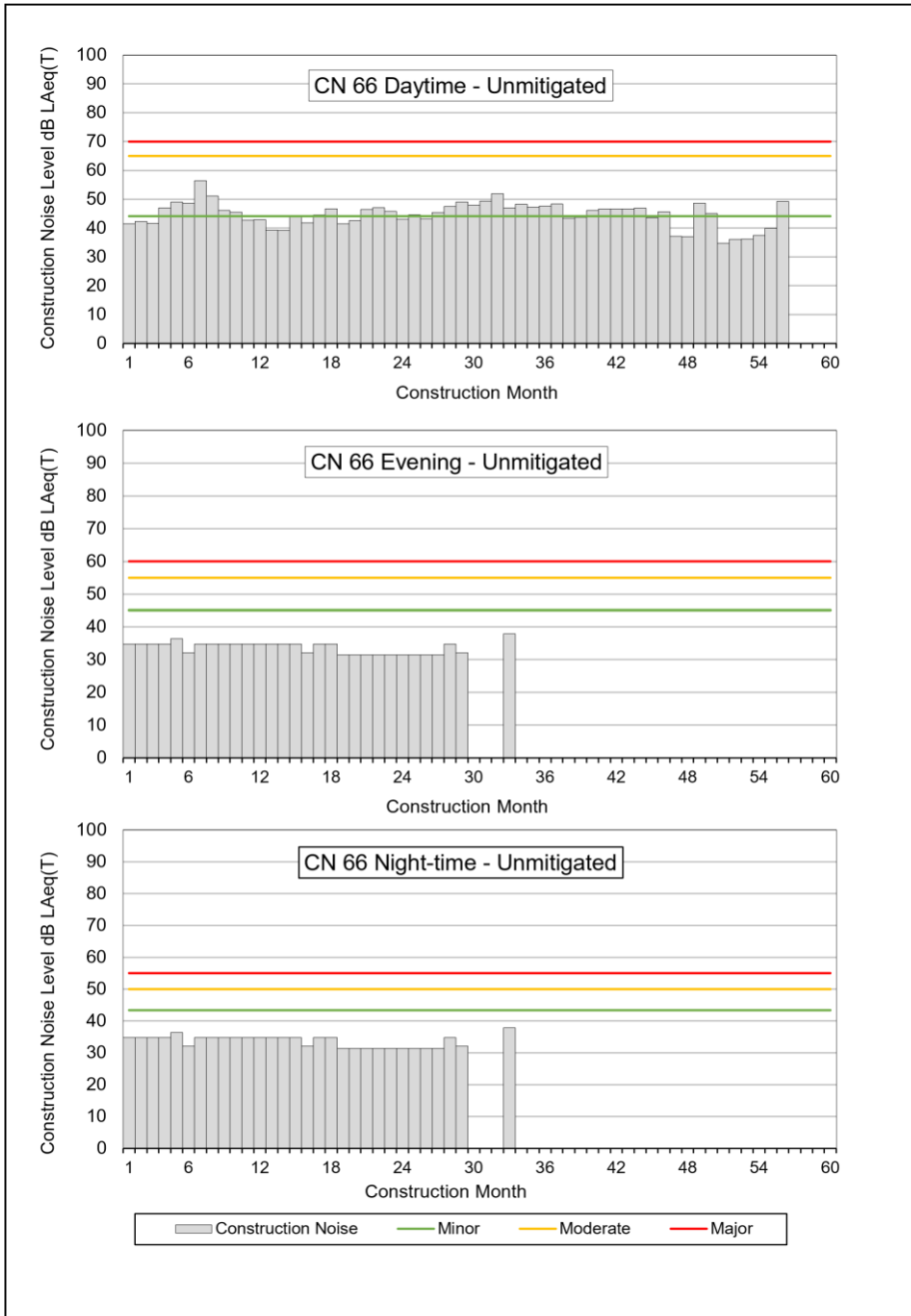
Graphical Representation of Unmitigated Construction Noise Levels at CN 65



Unmitigated Construction Noise Levels at CN 65

Predicted Daytime Construction Noise Levels												
Construction Month	1	2	3	4	5	6	7	8	9	10	11	12
dB LAeq(T)	60	55	53	50	58	58	57	58	58	58	57	57
Construction Month	13	14	15	16	17	18	19	20	21	22	23	24
dB LAeq(T)	55	55	59	58	52	51	51	50	50	51	54	50
Construction Month	25	26	27	28	29	30	31	32	33	34	35	36
dB LAeq(T)	53	49	50	50	51	50	51	50	46	44	44	44
Construction Month	37	38	39	40	41	42	43	44	45	46	47	48
dB LAeq(T)	44	44	44	0	0	0	0	0	63	42	0	0
Construction Month	49	50	51	52	53	54	55	56	57	58	59	60
dB LAeq(T)	0	0	0	0	0	0	0	0	0	0	0	0
Predicted Evening Construction Noise Levels												
Construction Month	1	2	3	4	5	6	7	8	9	10	11	12
dB LAeq(T)	35	35	35	35	51	51	51	51	52	52	52	51
Construction Month	13	14	15	16	17	18	19	20	21	22	23	24
dB LAeq(T)	51	52	51	51	0	0	40	0	0	0	0	0
Construction Month	25	26	27	28	29	30	31	32	33	34	35	36
dB LAeq(T)	44	45	46	0	0	0	0	0	0	0	0	0
Construction Month	37	38	39	40	41	42	43	44	45	46	47	48
dB LAeq(T)	0	0	0	0	0	0	0	0	0	0	0	0
Construction Month	49	50	51	52	53	54	55	56	57	58	59	60
dB LAeq(T)	0	0	0	0	0	0	0	0	0	0	0	0
Predicted Night-time Construction Noise Levels												
Construction Month	1	2	3	4	5	6	7	8	9	10	11	12
dB LAeq(T)	35	35	35	35	51	51	51	51	51	51	51	51
Construction Month	13	14	15	16	17	18	19	20	21	22	23	24
dB LAeq(T)	51	51	51	51	0	0	40	0	0	0	0	0
Construction Month	25	26	27	28	29	30	31	32	33	34	35	36
dB LAeq(T)	0	0	0	0	0	0	0	0	0	0	0	0
Construction Month	37	38	39	40	41	42	43	44	45	46	47	48
dB LAeq(T)	0	0	0	0	0	0	0	0	0	0	0	0
Construction Month	49	50	51	52	53	54	55	56	57	58	59	60
dB LAeq(T)	0	0	0	0	0	0	0	0	0	0	0	0

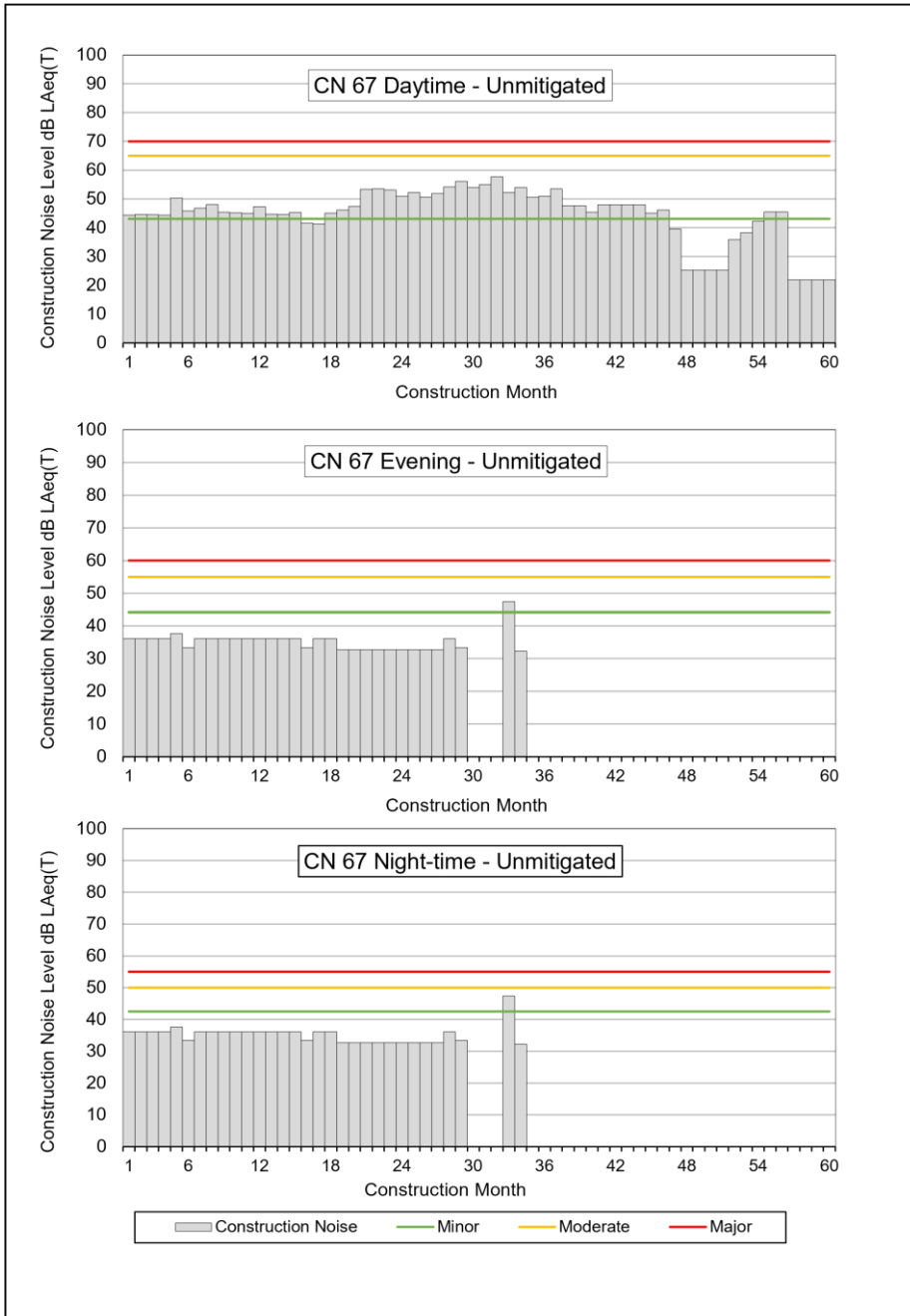
Graphical Representation of Unmitigated Construction Noise Levels at CN 66



Unmitigated Construction Noise Levels at CN 66

Predicted Daytime Construction Noise Levels												
Construction Month	1	2	3	4	5	6	7	8	9	10	11	12
dB LAeq(T)	41	42	42	47	49	49	56	51	46	46	43	43
Construction Month	13	14	15	16	17	18	19	20	21	22	23	24
dB LAeq(T)	39	39	44	42	45	47	41	43	47	47	46	43
Construction Month	25	26	27	28	29	30	31	32	33	34	35	36
dB LAeq(T)	45	43	45	48	49	48	49	52	47	48	47	48
Construction Month	37	38	39	40	41	42	43	44	45	46	47	48
dB LAeq(T)	48	43	44	46	47	47	47	47	44	46	37	37
Construction Month	49	50	51	52	53	54	55	56	57	58	59	60
dB LAeq(T)	49	45	35	36	36	38	40	49	0	0	0	0
Predicted Evening Construction Noise Levels												
Construction Month	1	2	3	4	5	6	7	8	9	10	11	12
dB LAeq(T)	35	35	35	35	36	32	35	35	35	35	35	35
Construction Month	13	14	15	16	17	18	19	20	21	22	23	24
dB LAeq(T)	35	35	35	32	35	35	31	31	31	31	31	31
Construction Month	25	26	27	28	29	30	31	32	33	34	35	36
dB LAeq(T)	31	31	31	35	32	0	0	0	38	0	0	0
Construction Month	37	38	39	40	41	42	43	44	45	46	47	48
dB LAeq(T)	0	0	0	0	0	0	0	0	0	0	0	0
Construction Month	49	50	51	52	53	54	55	56	57	58	59	60
dB LAeq(T)	0	0	0	0	0	0	0	0	0	0	0	0
Predicted Night-time Construction Noise Levels												
Construction Month	1	2	3	4	5	6	7	8	9	10	11	12
dB LAeq(T)	35	35	35	35	36	32	35	35	35	35	35	35
Construction Month	13	14	15	16	17	18	19	20	21	22	23	24
dB LAeq(T)	35	35	35	32	35	35	31	31	31	31	31	31
Construction Month	25	26	27	28	29	30	31	32	33	34	35	36
dB LAeq(T)	31	31	31	35	32	0	0	0	38	0	0	0
Construction Month	37	38	39	40	41	42	43	44	45	46	47	48
dB LAeq(T)	0	0	0	0	0	0	0	0	0	0	0	0
Construction Month	49	50	51	52	53	54	55	56	57	58	59	60
dB LAeq(T)	0	0	0	0	0	0	0	0	0	0	0	0

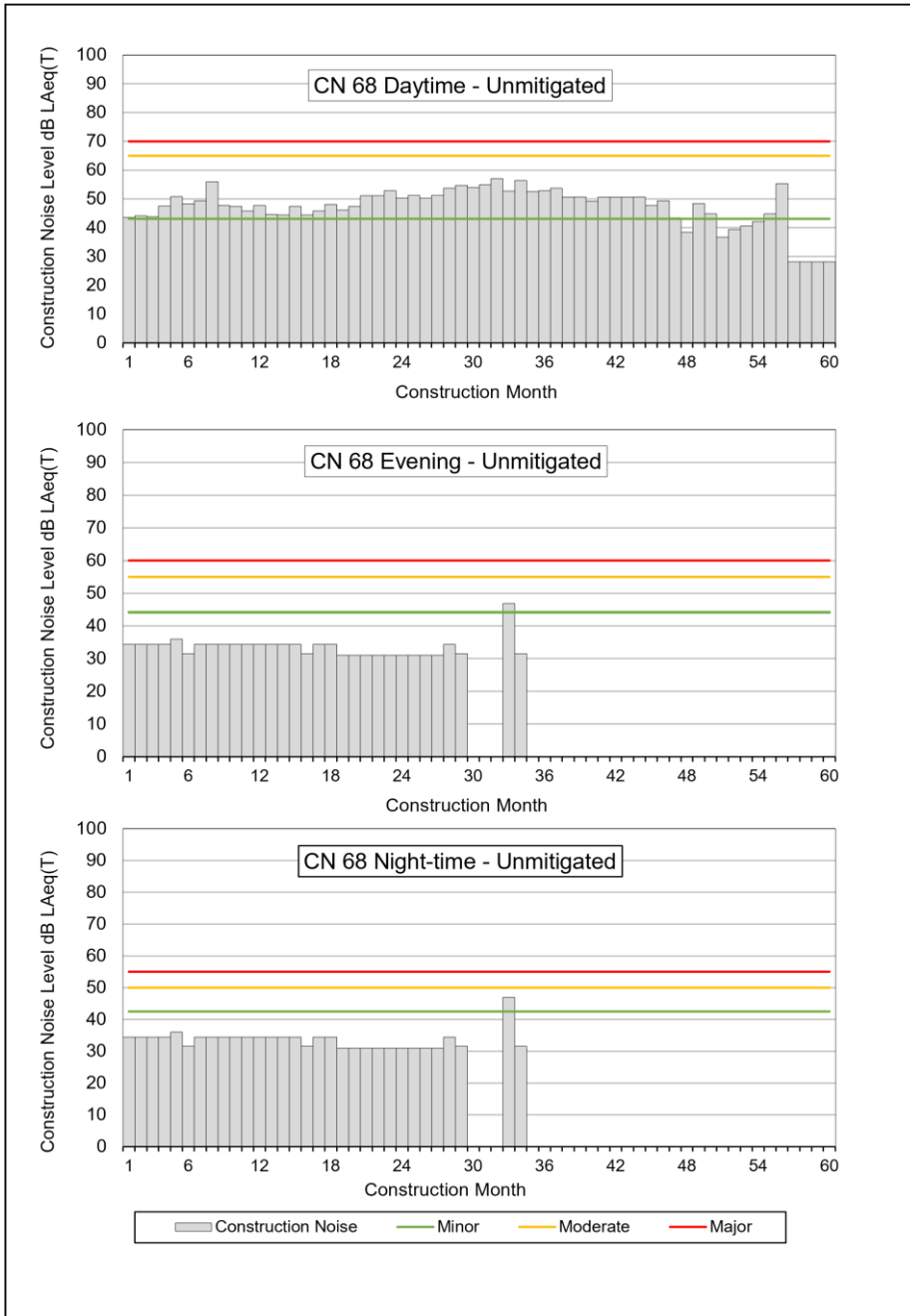
Graphical Representation of Unmitigated Construction Noise Levels at CN 67



Unmitigated Construction Noise Levels at CN 67

Predicted Daytime Construction Noise Levels												
Construction Month	1	2	3	4	5	6	7	8	9	10	11	12
dB LAeq(T)	44	45	45	44	50	46	47	48	45	45	45	47
Construction Month	13	14	15	16	17	18	19	20	21	22	23	24
dB LAeq(T)	45	45	45	42	41	45	46	47	53	54	53	51
Construction Month	25	26	27	28	29	30	31	32	33	34	35	36
dB LAeq(T)	52	51	52	54	56	54	55	58	52	54	51	51
Construction Month	37	38	39	40	41	42	43	44	45	46	47	48
dB LAeq(T)	54	48	48	45	48	48	48	48	45	46	40	25
Construction Month	49	50	51	52	53	54	55	56	57	58	59	60
dB LAeq(T)	25	25	25	36	38	42	46	46	22	22	22	22
Predicted Evening Construction Noise Levels												
Construction Month	1	2	3	4	5	6	7	8	9	10	11	12
dB LAeq(T)	36	36	36	36	38	33	36	36	36	36	36	36
Construction Month	13	14	15	16	17	18	19	20	21	22	23	24
dB LAeq(T)	36	36	36	33	36	36	33	33	33	33	33	33
Construction Month	25	26	27	28	29	30	31	32	33	34	35	36
dB LAeq(T)	33	33	33	36	33	0	0	0	47	32	0	0
Construction Month	37	38	39	40	41	42	43	44	45	46	47	48
dB LAeq(T)	0	0	0	0	0	0	0	0	0	0	0	0
Construction Month	49	50	51	52	53	54	55	56	57	58	59	60
dB LAeq(T)	0	0	0	0	0	0	0	0	0	0	0	0
Predicted Night-time Construction Noise Levels												
Construction Month	1	2	3	4	5	6	7	8	9	10	11	12
dB LAeq(T)	36	36	36	36	38	33	36	36	36	36	36	36
Construction Month	13	14	15	16	17	18	19	20	21	22	23	24
dB LAeq(T)	36	36	36	33	36	36	33	33	33	33	33	33
Construction Month	25	26	27	28	29	30	31	32	33	34	35	36
dB LAeq(T)	33	33	33	36	33	0	0	0	47	32	0	0
Construction Month	37	38	39	40	41	42	43	44	45	46	47	48
dB LAeq(T)	0	0	0	0	0	0	0	0	0	0	0	0
Construction Month	49	50	51	52	53	54	55	56	57	58	59	60
dB LAeq(T)	0	0	0	0	0	0	0	0	0	0	0	0

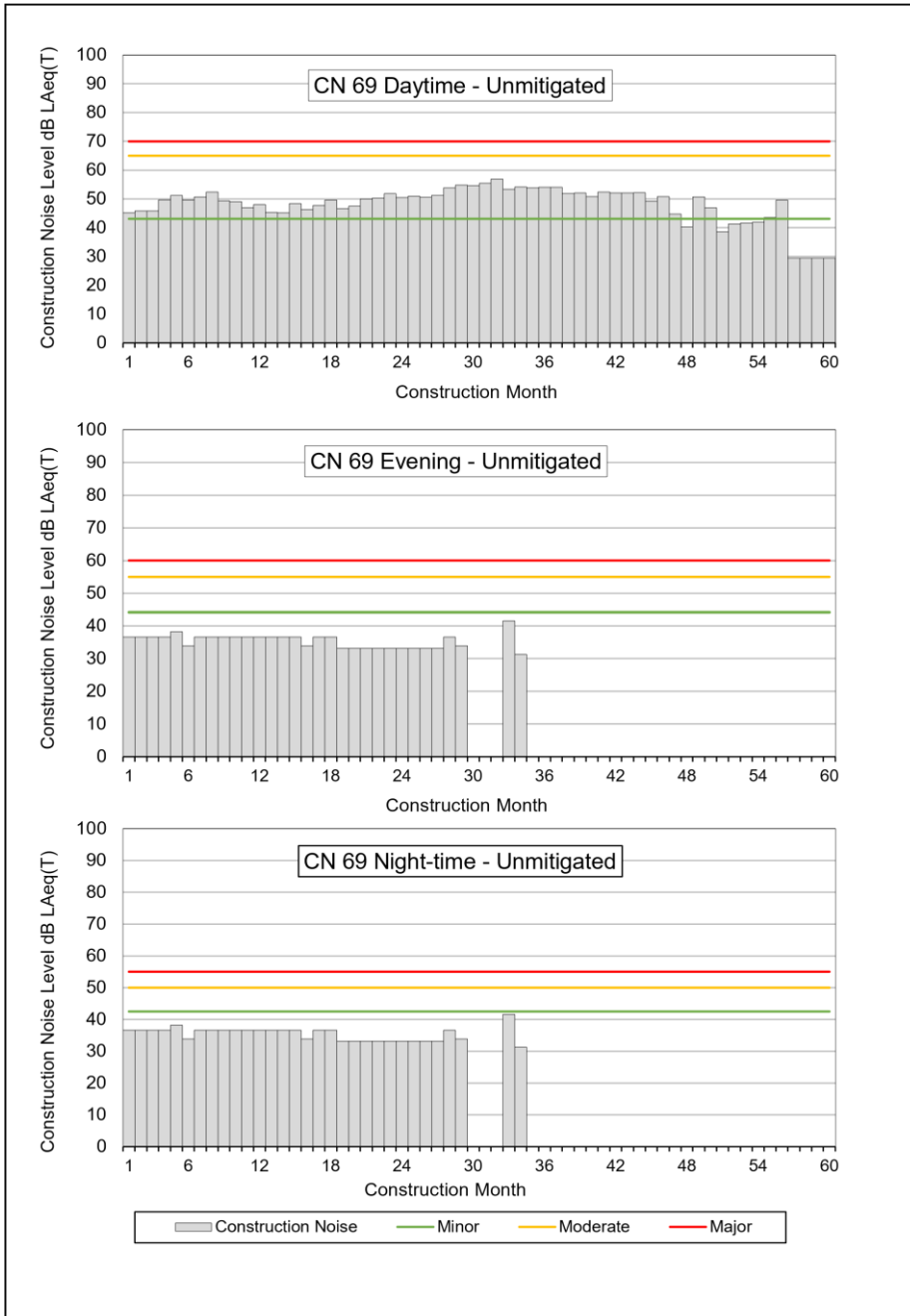
Graphical Representation of Unmitigated Construction Noise Levels at CN 68



Unmitigated Construction Noise Levels at CN 68

Predicted Daytime Construction Noise Levels												
Construction Month	1	2	3	4	5	6	7	8	9	10	11	12
dB LAeq(T)	44	44	44	48	51	48	49	56	48	47	46	48
Construction Month	13	14	15	16	17	18	19	20	21	22	23	24
dB LAeq(T)	45	44	47	44	46	48	46	47	51	51	53	50
Construction Month	25	26	27	28	29	30	31	32	33	34	35	36
dB LAeq(T)	51	50	51	54	55	54	55	57	53	56	53	53
Construction Month	37	38	39	40	41	42	43	44	45	46	47	48
dB LAeq(T)	54	51	51	49	51	51	51	51	48	49	43	38
Construction Month	49	50	51	52	53	54	55	56	57	58	59	60
dB LAeq(T)	48	45	37	39	41	42	45	55	28	28	28	28
Predicted Evening Construction Noise Levels												
Construction Month	1	2	3	4	5	6	7	8	9	10	11	12
dB LAeq(T)	34	34	34	34	36	32	34	34	34	34	34	34
Construction Month	13	14	15	16	17	18	19	20	21	22	23	24
dB LAeq(T)	34	34	34	32	34	34	31	31	31	31	31	31
Construction Month	25	26	27	28	29	30	31	32	33	34	35	36
dB LAeq(T)	31	31	31	34	32	0	0	0	47	32	0	0
Construction Month	37	38	39	40	41	42	43	44	45	46	47	48
dB LAeq(T)	0	0	0	0	0	0	0	0	0	0	0	0
Construction Month	49	50	51	52	53	54	55	56	57	58	59	60
dB LAeq(T)	0	0	0	0	0	0	0	0	0	0	0	0
Predicted Night-time Construction Noise Levels												
Construction Month	1	2	3	4	5	6	7	8	9	10	11	12
dB LAeq(T)	34	34	34	34	36	32	34	34	34	34	34	34
Construction Month	13	14	15	16	17	18	19	20	21	22	23	24
dB LAeq(T)	34	34	34	32	34	34	31	31	31	31	31	31
Construction Month	25	26	27	28	29	30	31	32	33	34	35	36
dB LAeq(T)	31	31	31	34	32	0	0	0	47	32	0	0
Construction Month	37	38	39	40	41	42	43	44	45	46	47	48
dB LAeq(T)	0	0	0	0	0	0	0	0	0	0	0	0
Construction Month	49	50	51	52	53	54	55	56	57	58	59	60
dB LAeq(T)	0	0	0	0	0	0	0	0	0	0	0	0

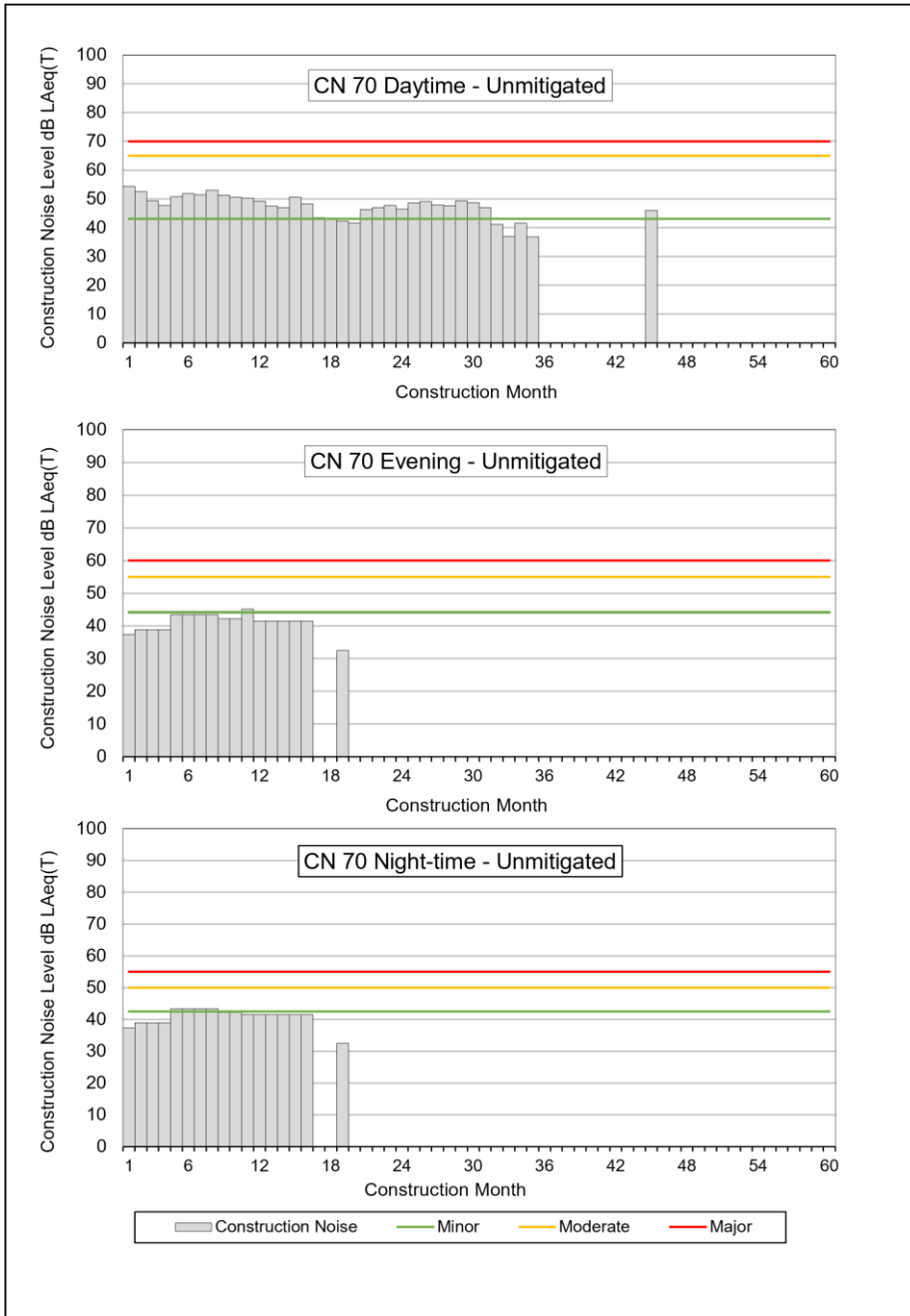
Graphical Representation of Unmitigated Construction Noise Levels at CN 69



Unmitigated Construction Noise Levels at CN 69

Predicted Daytime Construction Noise Levels												
Construction Month	1	2	3	4	5	6	7	8	9	10	11	12
dB LAeq(T)	45	46	46	50	51	50	51	52	49	49	47	48
Construction Month	13	14	15	16	17	18	19	20	21	22	23	24
dB LAeq(T)	45	45	48	46	48	50	47	48	50	50	52	50
Construction Month	25	26	27	28	29	30	31	32	33	34	35	36
dB LAeq(T)	51	51	51	54	55	55	56	57	53	54	54	54
Construction Month	37	38	39	40	41	42	43	44	45	46	47	48
dB LAeq(T)	54	52	52	51	52	52	52	52	49	51	45	40
Construction Month	49	50	51	52	53	54	55	56	57	58	59	60
dB LAeq(T)	51	47	39	41	42	42	44	50	30	30	30	30
Predicted Evening Construction Noise Levels												
Construction Month	1	2	3	4	5	6	7	8	9	10	11	12
dB LAeq(T)	37	37	37	37	38	34	37	37	37	37	37	37
Construction Month	13	14	15	16	17	18	19	20	21	22	23	24
dB LAeq(T)	37	37	37	34	37	37	33	33	33	33	33	33
Construction Month	25	26	27	28	29	30	31	32	33	34	35	36
dB LAeq(T)	33	33	33	37	34	0	0	0	42	31	0	0
Construction Month	37	38	39	40	41	42	43	44	45	46	47	48
dB LAeq(T)	0	0	0	0	0	0	0	0	0	0	0	0
Construction Month	49	50	51	52	53	54	55	56	57	58	59	60
dB LAeq(T)	0	0	0	0	0	0	0	0	0	0	0	0
Predicted Night-time Construction Noise Levels												
Construction Month	1	2	3	4	5	6	7	8	9	10	11	12
dB LAeq(T)	37	37	37	37	38	34	37	37	37	37	37	37
Construction Month	13	14	15	16	17	18	19	20	21	22	23	24
dB LAeq(T)	37	37	37	34	37	37	33	33	33	33	33	33
Construction Month	25	26	27	28	29	30	31	32	33	34	35	36
dB LAeq(T)	33	33	33	37	34	0	0	0	42	31	0	0
Construction Month	37	38	39	40	41	42	43	44	45	46	47	48
dB LAeq(T)	0	0	0	0	0	0	0	0	0	0	0	0
Construction Month	49	50	51	52	53	54	55	56	57	58	59	60
dB LAeq(T)	0	0	0	0	0	0	0	0	0	0	0	0

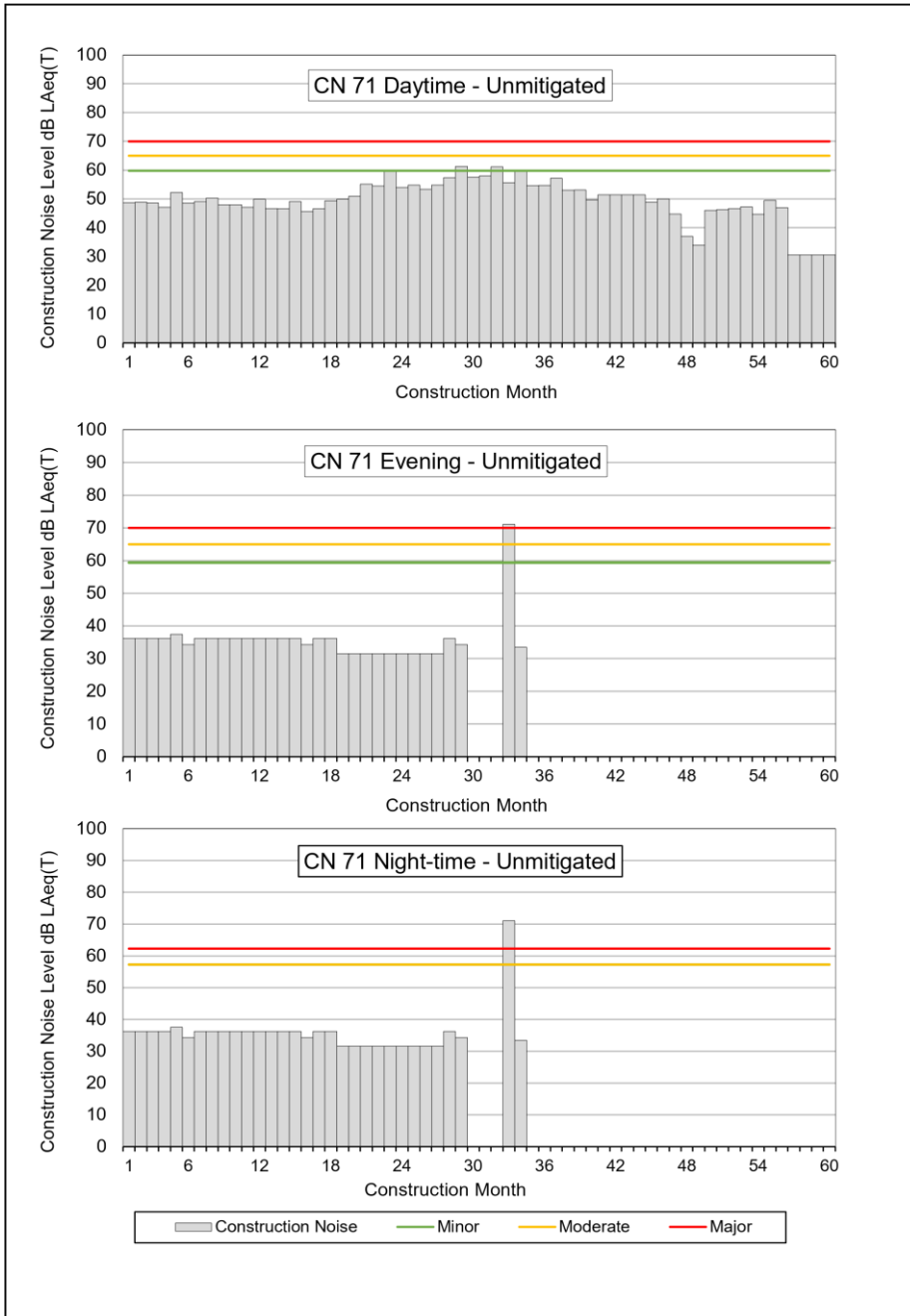
Graphical Representation of Unmitigated Construction Noise Levels at CN 70



Unmitigated Construction Noise Levels at CN 70

Predicted Daytime Construction Noise Levels												
Construction Month	1	2	3	4	5	6	7	8	9	10	11	12
dB LAeq(T)	54	53	49	48	51	52	51	53	51	51	50	49
Construction Month	13	14	15	16	17	18	19	20	21	22	23	24
dB LAeq(T)	48	47	51	48	44	43	42	42	46	47	48	47
Construction Month	25	26	27	28	29	30	31	32	33	34	35	36
dB LAeq(T)	49	49	48	48	49	49	47	41	37	42	37	0
Construction Month	37	38	39	40	41	42	43	44	45	46	47	48
dB LAeq(T)	0	0	0	0	0	0	0	0	46	0	0	0
Construction Month	49	50	51	52	53	54	55	56	57	58	59	60
dB LAeq(T)	0	0	0	0	0	0	0	0	0	0	0	0
Predicted Evening Construction Noise Levels												
Construction Month	1	2	3	4	5	6	7	8	9	10	11	12
dB LAeq(T)	37	39	39	39	43	43	43	43	42	42	45	42
Construction Month	13	14	15	16	17	18	19	20	21	22	23	24
dB LAeq(T)	42	42	42	42	0	0	33	0	0	0	0	0
Construction Month	25	26	27	28	29	30	31	32	33	34	35	36
dB LAeq(T)	0	0	0	0	0	0	0	0	0	0	0	0
Construction Month	37	38	39	40	41	42	43	44	45	46	47	48
dB LAeq(T)	0	0	0	0	0	0	0	0	0	0	0	0
Construction Month	49	50	51	52	53	54	55	56	57	58	59	60
dB LAeq(T)	0	0	0	0	0	0	0	0	0	0	0	0
Predicted Night-time Construction Noise Levels												
Construction Month	1	2	3	4	5	6	7	8	9	10	11	12
dB LAeq(T)	37	39	39	39	43	43	43	43	42	42	42	42
Construction Month	13	14	15	16	17	18	19	20	21	22	23	24
dB LAeq(T)	42	42	42	42	0	0	33	0	0	0	0	0
Construction Month	25	26	27	28	29	30	31	32	33	34	35	36
dB LAeq(T)	0	0	0	0	0	0	0	0	0	0	0	0
Construction Month	37	38	39	40	41	42	43	44	45	46	47	48
dB LAeq(T)	0	0	0	0	0	0	0	0	0	0	0	0
Construction Month	49	50	51	52	53	54	55	56	57	58	59	60
dB LAeq(T)	0	0	0	0	0	0	0	0	0	0	0	0

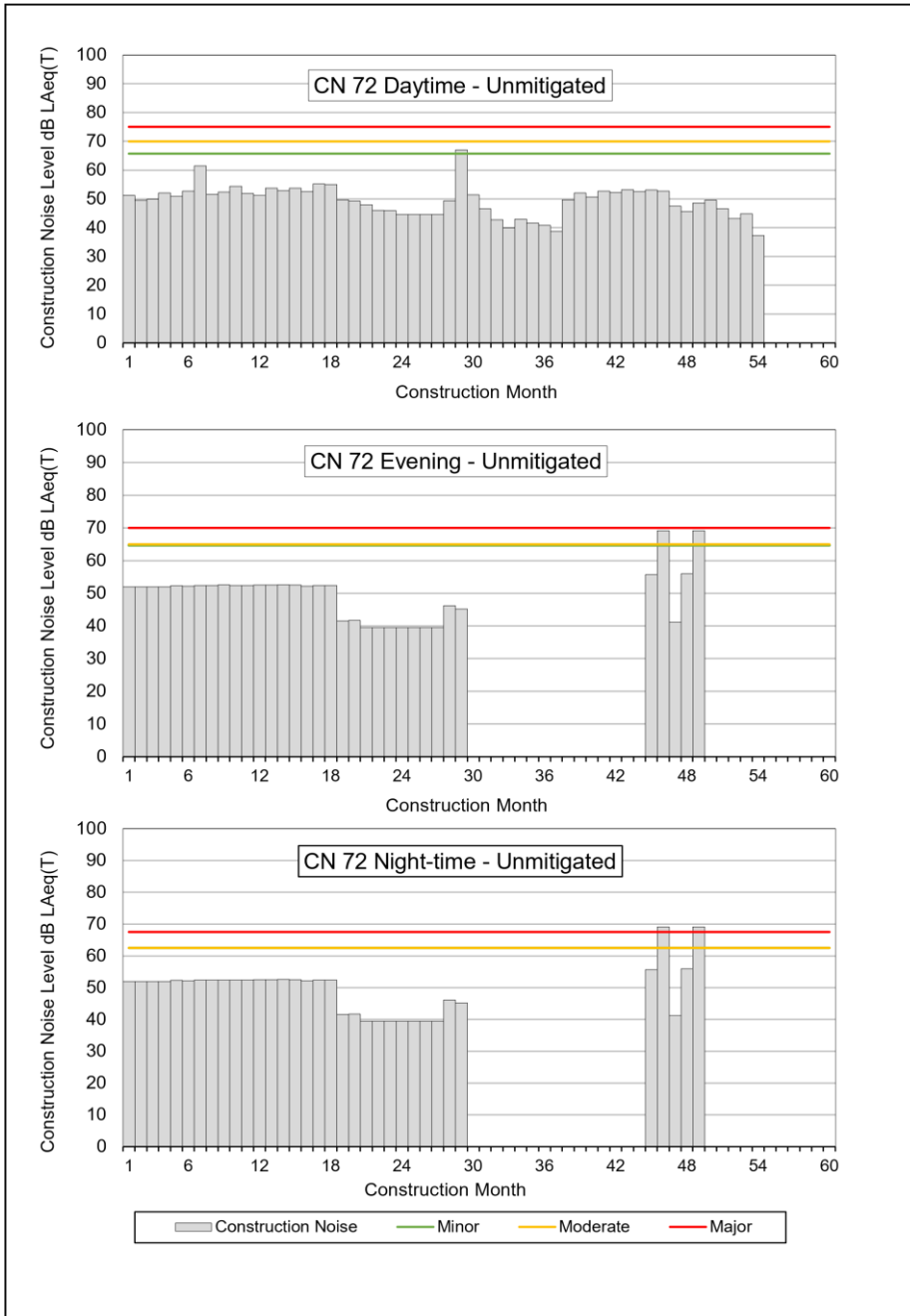
Graphical Representation of Unmitigated Construction Noise Levels at CN 71



Unmitigated Construction Noise Levels at CN 71

Predicted Daytime Construction Noise Levels												
Construction Month	1	2	3	4	5	6	7	8	9	10	11	12
dB LAeq(T)	49	49	49	47	52	49	49	50	48	48	47	50
Construction Month	13	14	15	16	17	18	19	20	21	22	23	24
dB LAeq(T)	47	47	49	46	47	49	50	51	55	55	60	54
Construction Month	25	26	27	28	29	30	31	32	33	34	35	36
dB LAeq(T)	55	53	55	57	61	58	58	61	56	60	55	55
Construction Month	37	38	39	40	41	42	43	44	45	46	47	48
dB LAeq(T)	57	53	53	50	51	51	51	51	49	50	45	37
Construction Month	49	50	51	52	53	54	55	56	57	58	59	60
dB LAeq(T)	34	46	46	47	47	45	50	47	31	31	31	31
Predicted Evening Construction Noise Levels												
Construction Month	1	2	3	4	5	6	7	8	9	10	11	12
dB LAeq(T)	36	36	36	36	38	34	36	36	36	36	36	36
Construction Month	13	14	15	16	17	18	19	20	21	22	23	24
dB LAeq(T)	36	36	36	34	36	36	32	32	32	32	32	32
Construction Month	25	26	27	28	29	30	31	32	33	34	35	36
dB LAeq(T)	32	32	32	36	34	0	0	0	71	34	0	0
Construction Month	37	38	39	40	41	42	43	44	45	46	47	48
dB LAeq(T)	0	0	0	0	0	0	0	0	0	0	0	0
Construction Month	49	50	51	52	53	54	55	56	57	58	59	60
dB LAeq(T)	0	0	0	0	0	0	0	0	0	0	0	0
Predicted Night-time Construction Noise Levels												
Construction Month	1	2	3	4	5	6	7	8	9	10	11	12
dB LAeq(T)	36	36	36	36	38	34	36	36	36	36	36	36
Construction Month	13	14	15	16	17	18	19	20	21	22	23	24
dB LAeq(T)	36	36	36	34	36	36	32	32	32	32	32	32
Construction Month	25	26	27	28	29	30	31	32	33	34	35	36
dB LAeq(T)	32	32	32	36	34	0	0	0	71	34	0	0
Construction Month	37	38	39	40	41	42	43	44	45	46	47	48
dB LAeq(T)	0	0	0	0	0	0	0	0	0	0	0	0
Construction Month	49	50	51	52	53	54	55	56	57	58	59	60
dB LAeq(T)	0	0	0	0	0	0	0	0	0	0	0	0

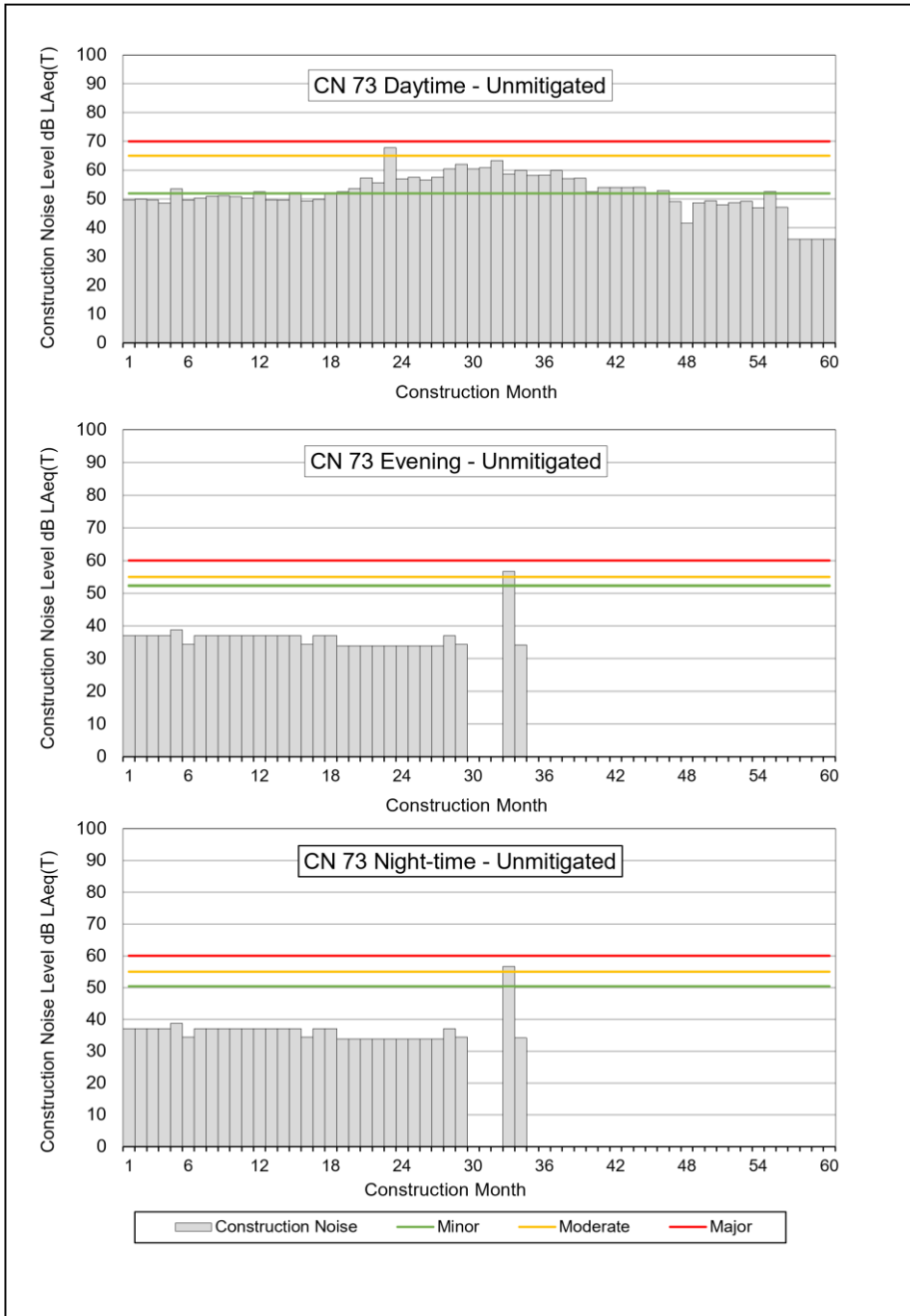
Graphical Representation of Unmitigated Construction Noise Levels at CN 72



Unmitigated Construction Noise Levels at CN 72

Predicted Daytime Construction Noise Levels												
Construction Month	1	2	3	4	5	6	7	8	9	10	11	12
dB LAeq(T)	51	50	50	52	51	53	62	52	52	54	52	51
Construction Month	13	14	15	16	17	18	19	20	21	22	23	24
dB LAeq(T)	54	53	54	53	55	55	50	49	48	46	46	45
Construction Month	25	26	27	28	29	30	31	32	33	34	35	36
dB LAeq(T)	45	45	45	49	67	51	47	43	40	43	42	41
Construction Month	37	38	39	40	41	42	43	44	45	46	47	48
dB LAeq(T)	39	50	52	51	53	52	53	53	53	53	48	46
Construction Month	49	50	51	52	53	54	55	56	57	58	59	60
dB LAeq(T)	49	50	47	43	45	37	0	0	0	0	0	0
Predicted Evening Construction Noise Levels												
Construction Month	1	2	3	4	5	6	7	8	9	10	11	12
dB LAeq(T)	52	52	52	52	52	52	52	52	53	52	52	53
Construction Month	13	14	15	16	17	18	19	20	21	22	23	24
dB LAeq(T)	53	53	53	52	52	52	42	42	40	40	40	40
Construction Month	25	26	27	28	29	30	31	32	33	34	35	36
dB LAeq(T)	40	40	40	46	45	0	0	0	0	0	0	0
Construction Month	37	38	39	40	41	42	43	44	45	46	47	48
dB LAeq(T)	0	0	0	0	0	0	0	0	56	69	41	56
Construction Month	49	50	51	52	53	54	55	56	57	58	59	60
dB LAeq(T)	69	0	0	0	0	0	0	0	0	0	0	0
Predicted Night-time Construction Noise Levels												
Construction Month	1	2	3	4	5	6	7	8	9	10	11	12
dB LAeq(T)	52	52	52	52	52	52	52	52	52	52	52	53
Construction Month	13	14	15	16	17	18	19	20	21	22	23	24
dB LAeq(T)	53	53	53	52	52	52	42	42	40	40	40	40
Construction Month	25	26	27	28	29	30	31	32	33	34	35	36
dB LAeq(T)	40	40	40	46	45	0	0	0	0	0	0	0
Construction Month	37	38	39	40	41	42	43	44	45	46	47	48
dB LAeq(T)	0	0	0	0	0	0	0	0	56	69	41	56
Construction Month	49	50	51	52	53	54	55	56	57	58	59	60
dB LAeq(T)	69	0	0	0	0	0	0	0	0	0	0	0

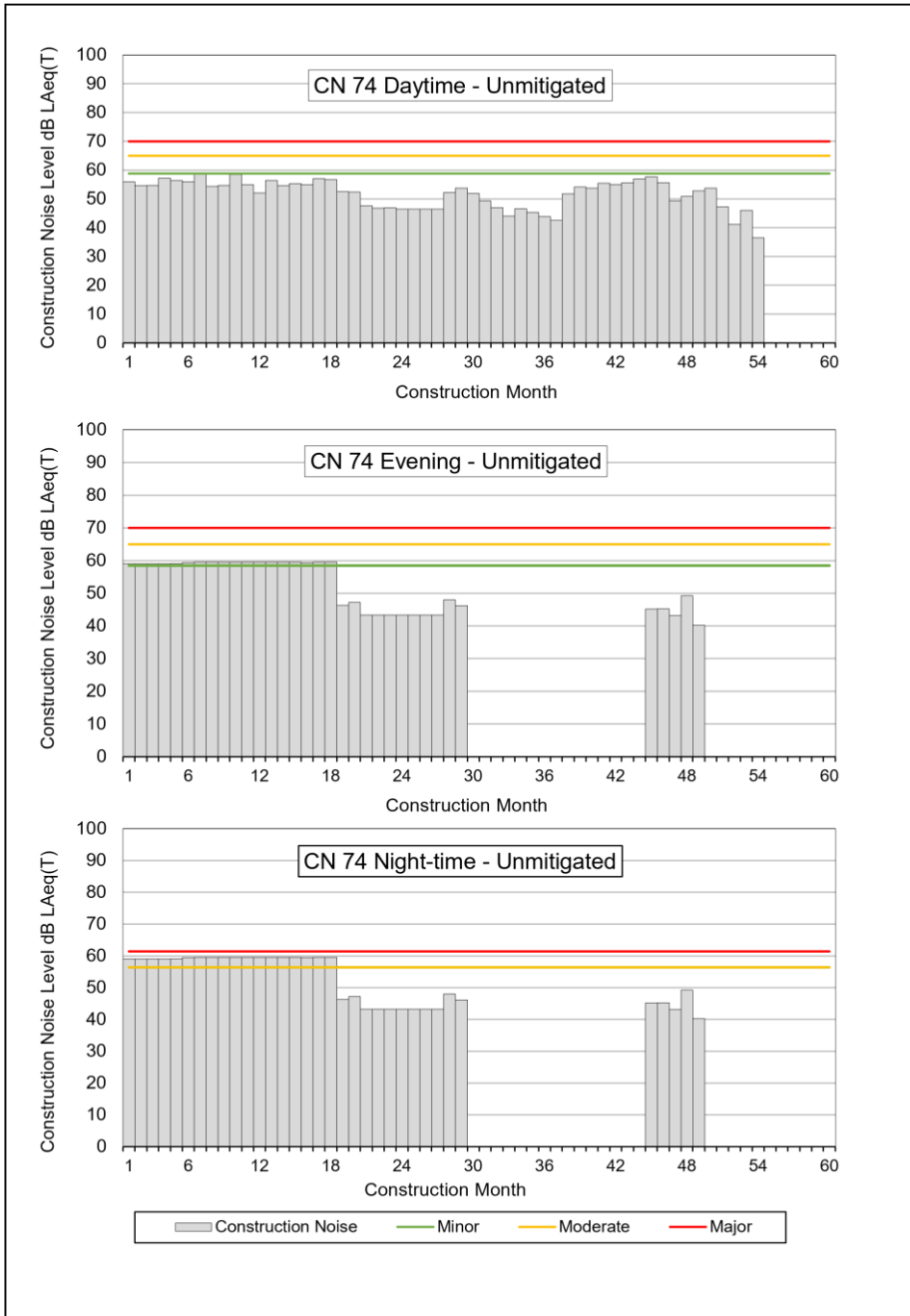
Graphical Representation of Unmitigated Construction Noise Levels at CN 73



Unmitigated Construction Noise Levels at CN 73

Predicted Daytime Construction Noise Levels												
Construction Month	1	2	3	4	5	6	7	8	9	10	11	12
dB LAeq(T)	50	50	50	49	54	50	50	51	51	51	50	53
Construction Month	13	14	15	16	17	18	19	20	21	22	23	24
dB LAeq(T)	50	50	52	49	50	52	53	54	57	56	68	57
Construction Month	25	26	27	28	29	30	31	32	33	34	35	36
dB LAeq(T)	58	57	58	60	62	60	61	63	59	60	58	58
Construction Month	37	38	39	40	41	42	43	44	45	46	47	48
dB LAeq(T)	60	57	57	53	54	54	54	54	52	53	49	42
Construction Month	49	50	51	52	53	54	55	56	57	58	59	60
dB LAeq(T)	49	49	48	49	49	47	53	47	36	36	36	36
Predicted Evening Construction Noise Levels												
Construction Month	1	2	3	4	5	6	7	8	9	10	11	12
dB LAeq(T)	37	37	37	37	39	34	37	37	37	37	37	37
Construction Month	13	14	15	16	17	18	19	20	21	22	23	24
dB LAeq(T)	37	37	37	34	37	37	34	34	34	34	34	34
Construction Month	25	26	27	28	29	30	31	32	33	34	35	36
dB LAeq(T)	34	34	34	37	34	0	0	0	57	34	0	0
Construction Month	37	38	39	40	41	42	43	44	45	46	47	48
dB LAeq(T)	0	0	0	0	0	0	0	0	0	0	0	0
Construction Month	49	50	51	52	53	54	55	56	57	58	59	60
dB LAeq(T)	0	0	0	0	0	0	0	0	0	0	0	0
Predicted Night-time Construction Noise Levels												
Construction Month	1	2	3	4	5	6	7	8	9	10	11	12
dB LAeq(T)	37	37	37	37	39	34	37	37	37	37	37	37
Construction Month	13	14	15	16	17	18	19	20	21	22	23	24
dB LAeq(T)	37	37	37	34	37	37	34	34	34	34	34	34
Construction Month	25	26	27	28	29	30	31	32	33	34	35	36
dB LAeq(T)	34	34	34	37	34	0	0	0	57	34	0	0
Construction Month	37	38	39	40	41	42	43	44	45	46	47	48
dB LAeq(T)	0	0	0	0	0	0	0	0	0	0	0	0
Construction Month	49	50	51	52	53	54	55	56	57	58	59	60
dB LAeq(T)	0	0	0	0	0	0	0	0	0	0	0	0

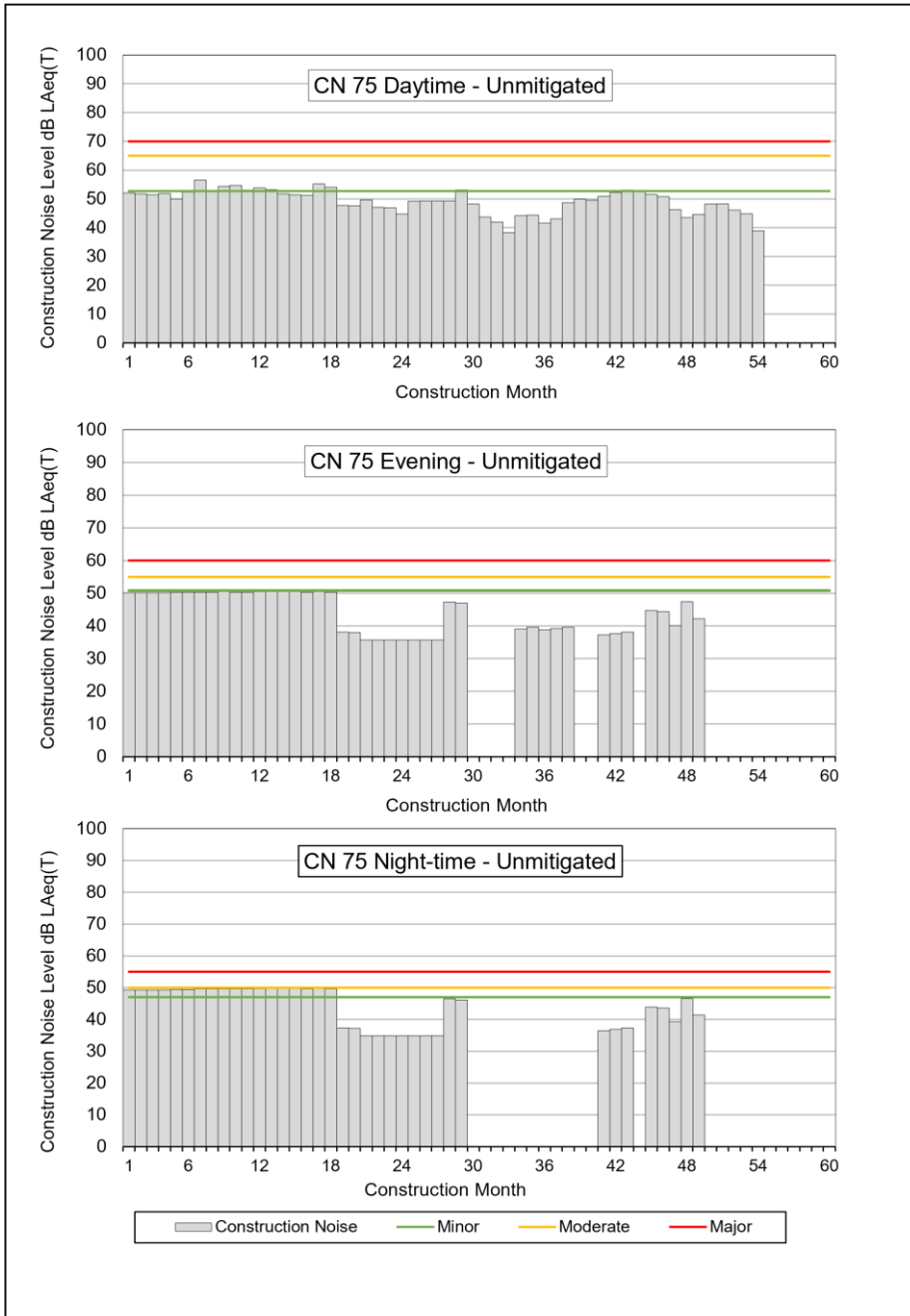
Graphical Representation of Unmitigated Construction Noise Levels at CN 74



Unmitigated Construction Noise Levels at CN 74

Predicted Daytime Construction Noise Levels												
Construction Month	1	2	3	4	5	6	7	8	9	10	11	12
dB LAeq(T)	56	55	55	57	56	56	59	54	55	59	55	52
Construction Month	13	14	15	16	17	18	19	20	21	22	23	24
dB LAeq(T)	56	55	55	55	57	57	53	52	48	47	47	47
Construction Month	25	26	27	28	29	30	31	32	33	34	35	36
dB LAeq(T)	47	47	47	52	54	52	49	47	44	47	45	44
Construction Month	37	38	39	40	41	42	43	44	45	46	47	48
dB LAeq(T)	43	52	54	54	56	55	56	57	58	56	49	51
Construction Month	49	50	51	52	53	54	55	56	57	58	59	60
dB LAeq(T)	53	54	47	41	46	37	0	0	0	0	0	0
Predicted Evening Construction Noise Levels												
Construction Month	1	2	3	4	5	6	7	8	9	10	11	12
dB LAeq(T)	59	59	59	59	59	59	60	60	60	60	60	60
Construction Month	13	14	15	16	17	18	19	20	21	22	23	24
dB LAeq(T)	60	60	60	59	60	60	46	47	43	43	43	43
Construction Month	25	26	27	28	29	30	31	32	33	34	35	36
dB LAeq(T)	43	43	43	48	46	0	0	0	0	0	0	0
Construction Month	37	38	39	40	41	42	43	44	45	46	47	48
dB LAeq(T)	0	0	0	0	0	0	0	0	45	45	43	49
Construction Month	49	50	51	52	53	54	55	56	57	58	59	60
dB LAeq(T)	40	0	0	0	0	0	0	0	0	0	0	0
Predicted Night-time Construction Noise Levels												
Construction Month	1	2	3	4	5	6	7	8	9	10	11	12
dB LAeq(T)	59	59	59	59	59	59	60	60	60	60	60	60
Construction Month	13	14	15	16	17	18	19	20	21	22	23	24
dB LAeq(T)	60	60	60	59	60	60	46	47	43	43	43	43
Construction Month	25	26	27	28	29	30	31	32	33	34	35	36
dB LAeq(T)	43	43	43	48	46	0	0	0	0	0	0	0
Construction Month	37	38	39	40	41	42	43	44	45	46	47	48
dB LAeq(T)	0	0	0	0	0	0	0	0	45	45	43	49
Construction Month	49	50	51	52	53	54	55	56	57	58	59	60
dB LAeq(T)	40	0	0	0	0	0	0	0	0	0	0	0

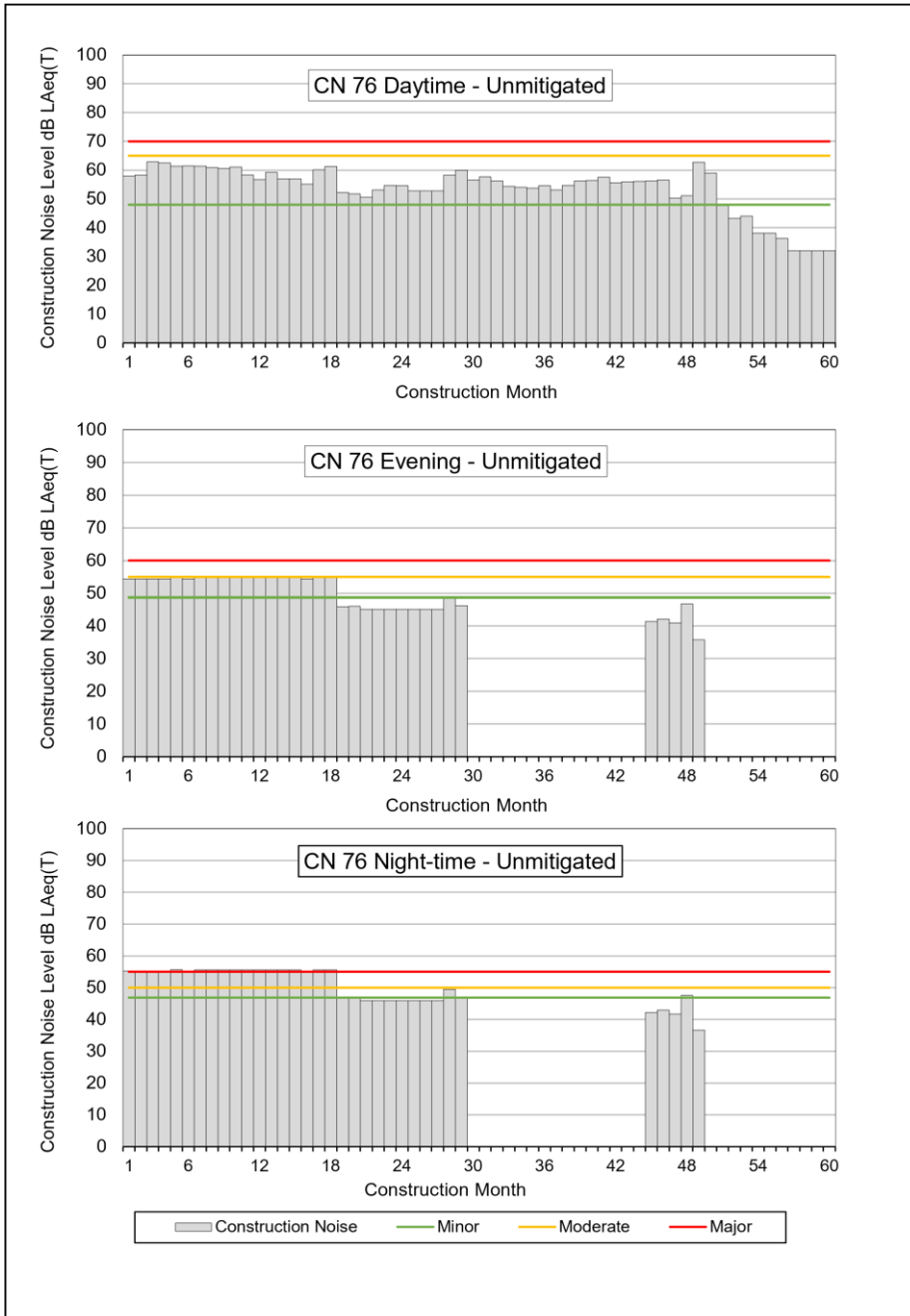
Graphical Representation of Unmitigated Construction Noise Levels at CN 75



Unmitigated Construction Noise Levels at CN 75

Predicted Daytime Construction Noise Levels												
Construction Month	1	2	3	4	5	6	7	8	9	10	11	12
dB LAeq(T)	52	52	51	52	50	52	57	53	54	55	53	54
Construction Month	13	14	15	16	17	18	19	20	21	22	23	24
dB LAeq(T)	53	52	51	51	55	54	48	48	50	47	47	45
Construction Month	25	26	27	28	29	30	31	32	33	34	35	36
dB LAeq(T)	49	49	49	49	53	48	44	42	38	44	44	42
Construction Month	37	38	39	40	41	42	43	44	45	46	47	48
dB LAeq(T)	43	49	50	50	51	52	53	53	52	51	46	44
Construction Month	49	50	51	52	53	54	55	56	57	58	59	60
dB LAeq(T)	45	48	48	46	45	39	0	0	0	0	0	0
Predicted Evening Construction Noise Levels												
Construction Month	1	2	3	4	5	6	7	8	9	10	11	12
dB LAeq(T)	50	50	50	50	50	50	50	50	51	50	50	51
Construction Month	13	14	15	16	17	18	19	20	21	22	23	24
dB LAeq(T)	51	51	51	50	51	50	38	38	36	36	36	36
Construction Month	25	26	27	28	29	30	31	32	33	34	35	36
dB LAeq(T)	36	36	36	47	47	0	0	0	0	39	40	39
Construction Month	37	38	39	40	41	42	43	44	45	46	47	48
dB LAeq(T)	39	40	0	0	37	38	38	0	45	44	40	47
Construction Month	49	50	51	52	53	54	55	56	57	58	59	60
dB LAeq(T)	42	0	0	0	0	0	0	0	0	0	0	0
Predicted Night-time Construction Noise Levels												
Construction Month	1	2	3	4	5	6	7	8	9	10	11	12
dB LAeq(T)	49	49	49	49	50	49	50	50	50	50	50	50
Construction Month	13	14	15	16	17	18	19	20	21	22	23	24
dB LAeq(T)	50	50	50	50	50	50	37	37	35	35	35	35
Construction Month	25	26	27	28	29	30	31	32	33	34	35	36
dB LAeq(T)	35	35	35	47	46	0	0	0	0	0	0	0
Construction Month	37	38	39	40	41	42	43	44	45	46	47	48
dB LAeq(T)	0	0	0	0	37	37	37	0	44	44	39	47
Construction Month	49	50	51	52	53	54	55	56	57	58	59	60
dB LAeq(T)	41	0	0	0	0	0	0	0	0	0	0	0

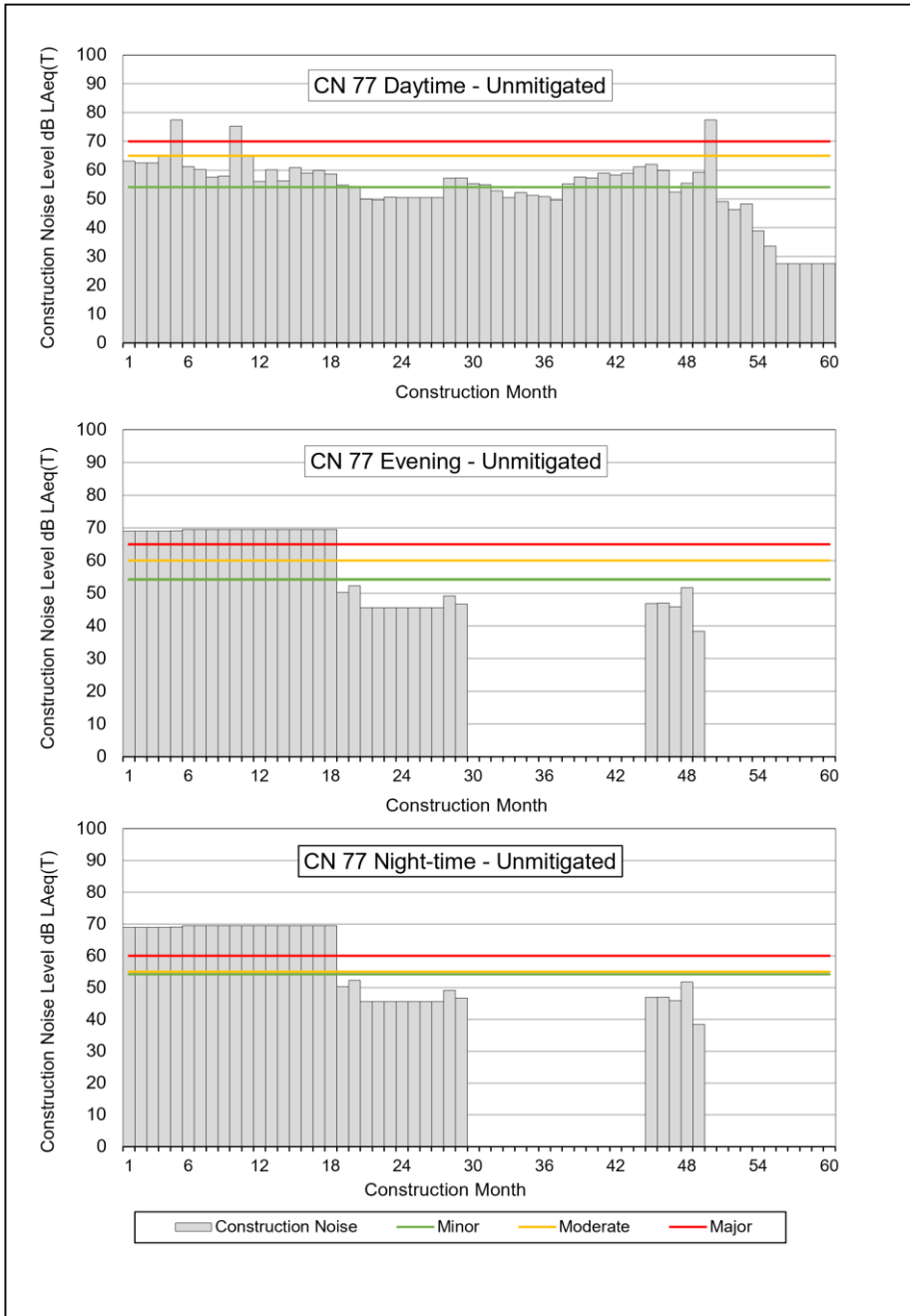
Graphical Representation of Unmitigated Construction Noise Levels at CN 76



Unmitigated Construction Noise Levels at CN 76

Predicted Daytime Construction Noise Levels												
Construction Month	1	2	3	4	5	6	7	8	9	10	11	12
dB LAeq(T)	58	58	63	63	61	62	61	61	61	61	58	57
Construction Month	13	14	15	16	17	18	19	20	21	22	23	24
dB LAeq(T)	59	57	57	55	60	61	52	52	51	53	55	55
Construction Month	25	26	27	28	29	30	31	32	33	34	35	36
dB LAeq(T)	53	53	53	58	60	57	58	56	54	54	54	55
Construction Month	37	38	39	40	41	42	43	44	45	46	47	48
dB LAeq(T)	53	55	56	56	58	56	56	56	56	57	50	51
Construction Month	49	50	51	52	53	54	55	56	57	58	59	60
dB LAeq(T)	63	59	48	43	44	38	38	36	32	32	32	32
Predicted Evening Construction Noise Levels												
Construction Month	1	2	3	4	5	6	7	8	9	10	11	12
dB LAeq(T)	54	54	54	54	55	54	55	55	55	55	55	55
Construction Month	13	14	15	16	17	18	19	20	21	22	23	24
dB LAeq(T)	55	55	55	54	55	55	46	46	45	45	45	45
Construction Month	25	26	27	28	29	30	31	32	33	34	35	36
dB LAeq(T)	45	45	45	49	46	0	0	0	0	0	0	0
Construction Month	37	38	39	40	41	42	43	44	45	46	47	48
dB LAeq(T)	0	0	0	0	0	0	0	0	41	42	41	47
Construction Month	49	50	51	52	53	54	55	56	57	58	59	60
dB LAeq(T)	36	0	0	0	0	0	0	0	0	0	0	0
Predicted Night-time Construction Noise Levels												
Construction Month	1	2	3	4	5	6	7	8	9	10	11	12
dB LAeq(T)	55	55	55	55	56	55	56	56	56	56	56	56
Construction Month	13	14	15	16	17	18	19	20	21	22	23	24
dB LAeq(T)	56	56	56	55	56	56	47	47	46	46	46	46
Construction Month	25	26	27	28	29	30	31	32	33	34	35	36
dB LAeq(T)	46	46	46	50	47	0	0	0	0	0	0	0
Construction Month	37	38	39	40	41	42	43	44	45	46	47	48
dB LAeq(T)	0	0	0	0	0	0	0	0	42	43	42	48
Construction Month	49	50	51	52	53	54	55	56	57	58	59	60
dB LAeq(T)	37	0	0	0	0	0	0	0	0	0	0	0

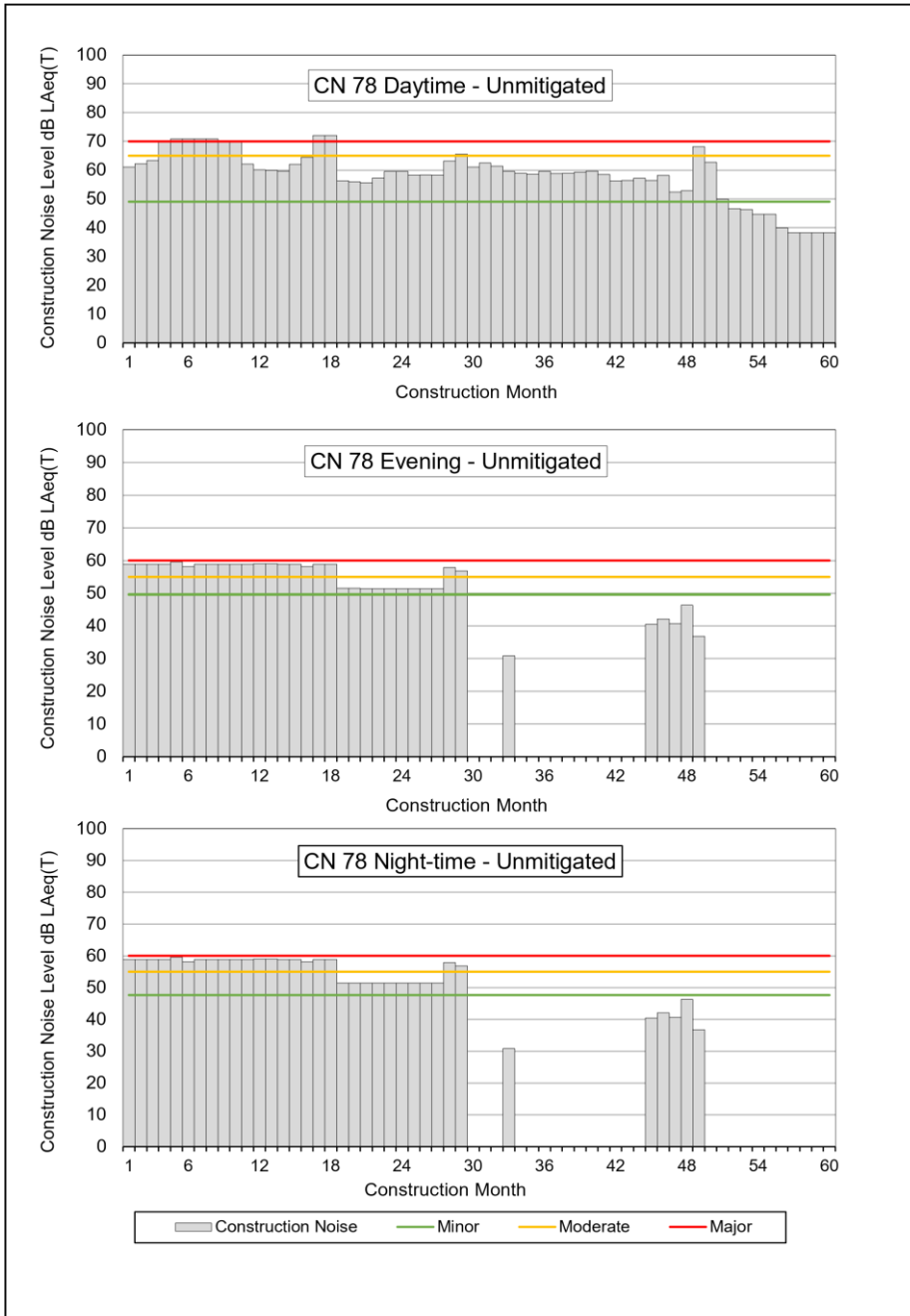
Graphical Representation of Unmitigated Construction Noise Levels at CN 77



Unmitigated Construction Noise Levels at CN 77

Predicted Daytime Construction Noise Levels												
Construction Month	1	2	3	4	5	6	7	8	9	10	11	12
dB LAeq(T)	63	63	63	65	77	61	60	58	58	75	65	56
Construction Month	13	14	15	16	17	18	19	20	21	22	23	24
dB LAeq(T)	60	56	61	59	60	59	55	54	50	50	51	50
Construction Month	25	26	27	28	29	30	31	32	33	34	35	36
dB LAeq(T)	50	50	50	57	57	55	55	53	50	52	51	51
Construction Month	37	38	39	40	41	42	43	44	45	46	47	48
dB LAeq(T)	50	55	58	57	59	58	59	61	62	60	52	56
Construction Month	49	50	51	52	53	54	55	56	57	58	59	60
dB LAeq(T)	59	77	49	46	48	39	34	28	28	28	28	28
Predicted Evening Construction Noise Levels												
Construction Month	1	2	3	4	5	6	7	8	9	10	11	12
dB LAeq(T)	69	69	69	69	69	70	70	70	70	70	70	70
Construction Month	13	14	15	16	17	18	19	20	21	22	23	24
dB LAeq(T)	70	70	70	70	70	70	50	52	46	46	46	46
Construction Month	25	26	27	28	29	30	31	32	33	34	35	36
dB LAeq(T)	46	46	46	49	47	0	0	0	0	0	0	0
Construction Month	37	38	39	40	41	42	43	44	45	46	47	48
dB LAeq(T)	0	0	0	0	0	0	0	0	47	47	46	52
Construction Month	49	50	51	52	53	54	55	56	57	58	59	60
dB LAeq(T)	38	0	0	0	0	0	0	0	0	0	0	0
Predicted Night-time Construction Noise Levels												
Construction Month	1	2	3	4	5	6	7	8	9	10	11	12
dB LAeq(T)	69	69	69	69	69	70	70	70	70	70	70	70
Construction Month	13	14	15	16	17	18	19	20	21	22	23	24
dB LAeq(T)	70	70	70	70	70	70	50	52	46	46	46	46
Construction Month	25	26	27	28	29	30	31	32	33	34	35	36
dB LAeq(T)	46	46	46	49	47	0	0	0	0	0	0	0
Construction Month	37	38	39	40	41	42	43	44	45	46	47	48
dB LAeq(T)	0	0	0	0	0	0	0	0	47	47	46	52
Construction Month	49	50	51	52	53	54	55	56	57	58	59	60
dB LAeq(T)	38	0	0	0	0	0	0	0	0	0	0	0

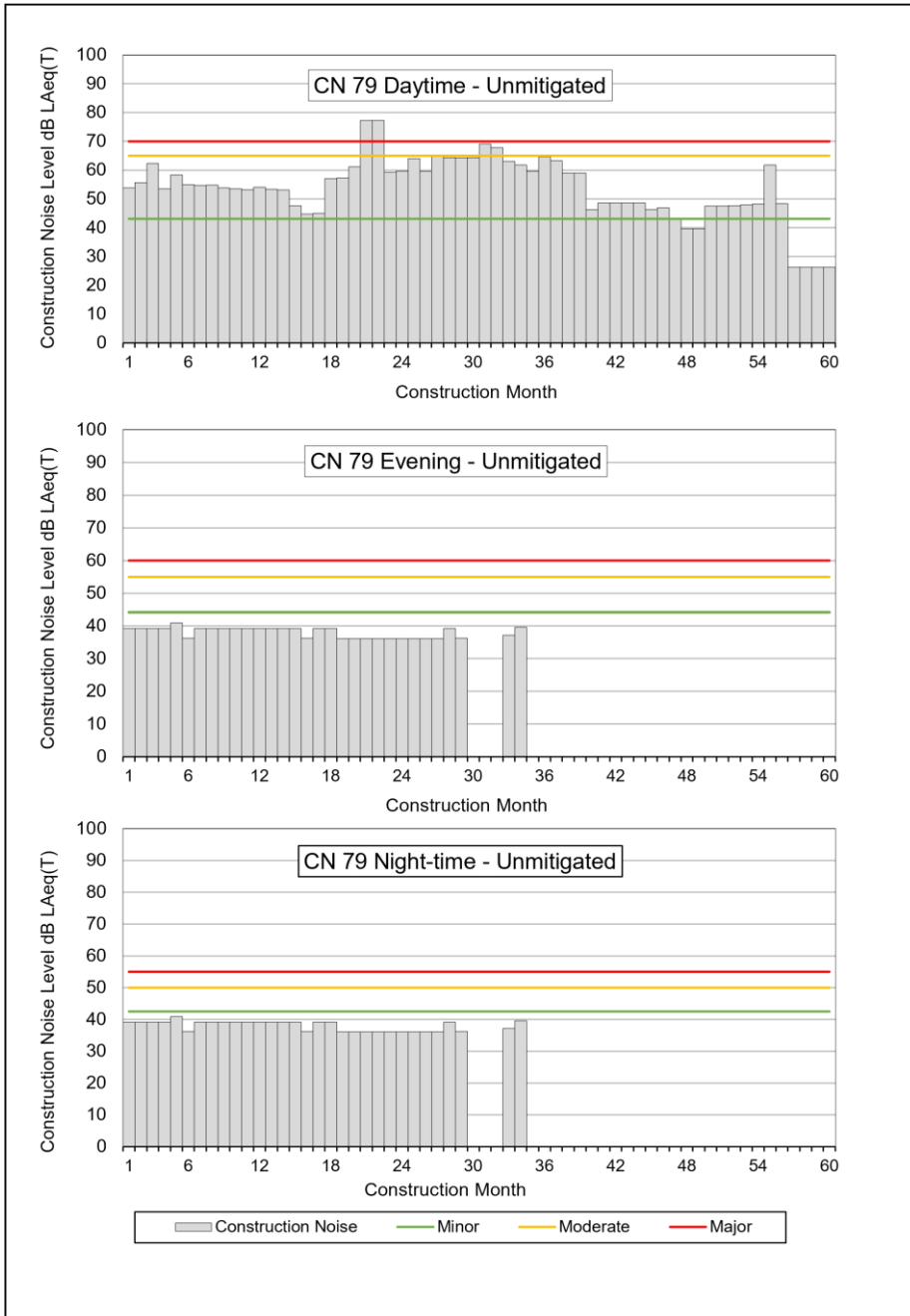
Graphical Representation of Unmitigated Construction Noise Levels at CN 78



Unmitigated Construction Noise Levels at CN 78

Predicted Daytime Construction Noise Levels												
Construction Month	1	2	3	4	5	6	7	8	9	10	11	12
dB LAeq(T)	61	62	63	70	71	71	71	71	70	70	62	60
Construction Month	13	14	15	16	17	18	19	20	21	22	23	24
dB LAeq(T)	60	60	62	65	72	72	56	56	56	57	60	60
Construction Month	25	26	27	28	29	30	31	32	33	34	35	36
dB LAeq(T)	58	58	58	63	66	61	63	61	60	59	59	60
Construction Month	37	38	39	40	41	42	43	44	45	46	47	48
dB LAeq(T)	59	59	59	60	59	56	56	57	56	58	52	53
Construction Month	49	50	51	52	53	54	55	56	57	58	59	60
dB LAeq(T)	68	63	50	47	46	45	45	40	38	38	38	38
Predicted Evening Construction Noise Levels												
Construction Month	1	2	3	4	5	6	7	8	9	10	11	12
dB LAeq(T)	59	59	59	59	60	58	59	59	59	59	59	59
Construction Month	13	14	15	16	17	18	19	20	21	22	23	24
dB LAeq(T)	59	59	59	58	59	59	52	52	51	51	51	51
Construction Month	25	26	27	28	29	30	31	32	33	34	35	36
dB LAeq(T)	51	51	51	58	57	0	0	0	31	0	0	0
Construction Month	37	38	39	40	41	42	43	44	45	46	47	48
dB LAeq(T)	0	0	0	0	0	0	0	0	41	42	41	46
Construction Month	49	50	51	52	53	54	55	56	57	58	59	60
dB LAeq(T)	37	0	0	0	0	0	0	0	0	0	0	0
Predicted Night-time Construction Noise Levels												
Construction Month	1	2	3	4	5	6	7	8	9	10	11	12
dB LAeq(T)	59	59	59	59	60	58	59	59	59	59	59	59
Construction Month	13	14	15	16	17	18	19	20	21	22	23	24
dB LAeq(T)	59	59	59	58	59	59	52	52	51	51	51	51
Construction Month	25	26	27	28	29	30	31	32	33	34	35	36
dB LAeq(T)	51	51	51	58	57	0	0	0	31	0	0	0
Construction Month	37	38	39	40	41	42	43	44	45	46	47	48
dB LAeq(T)	0	0	0	0	0	0	0	0	41	42	41	46
Construction Month	49	50	51	52	53	54	55	56	57	58	59	60
dB LAeq(T)	37	0	0	0	0	0	0	0	0	0	0	0

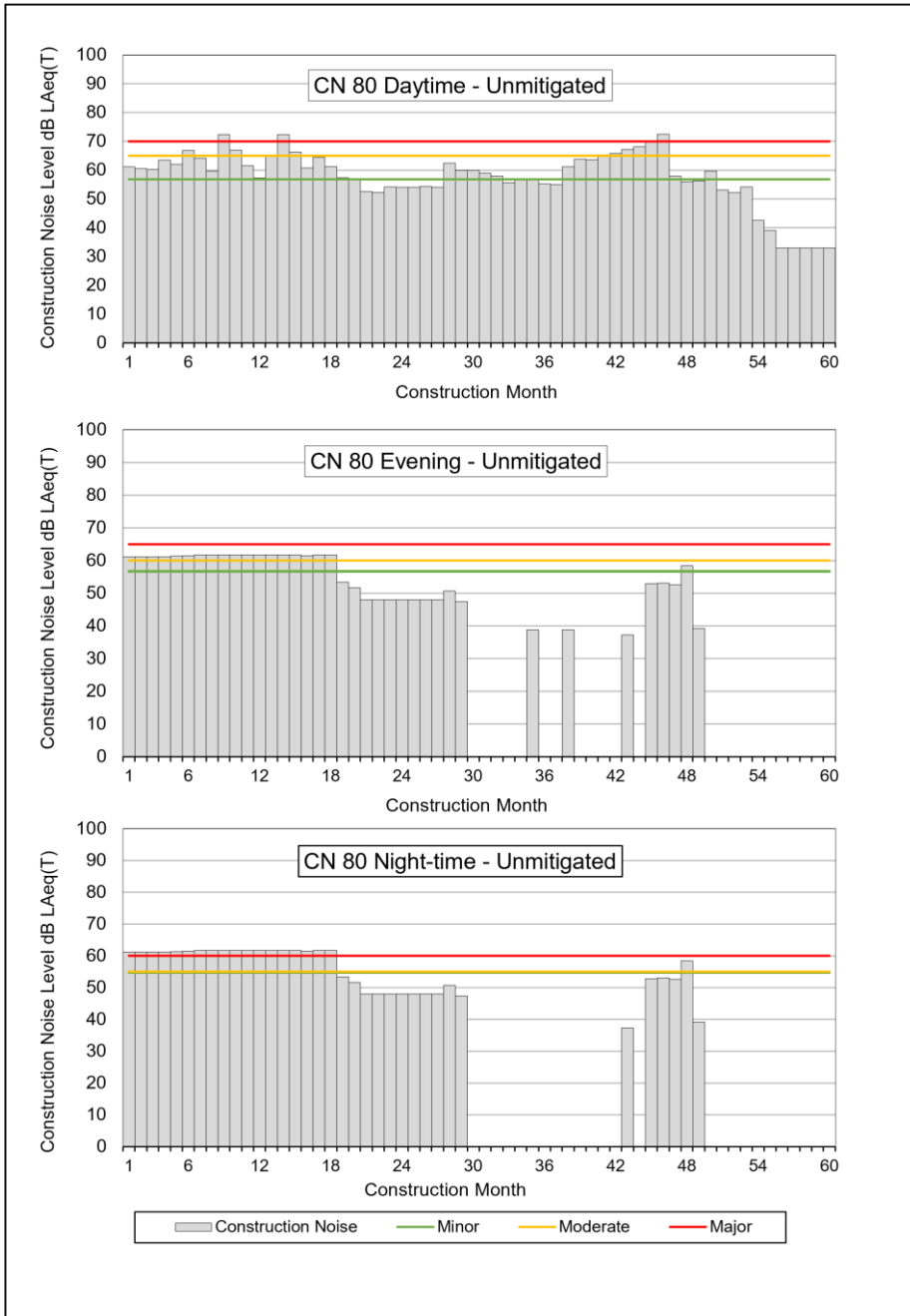
Graphical Representation of Unmitigated Construction Noise Levels at CN 79



Unmitigated Construction Noise Levels at CN 79

Predicted Daytime Construction Noise Levels												
Construction Month	1	2	3	4	5	6	7	8	9	10	11	12
dB LAeq(T)	54	56	62	54	58	55	55	55	54	54	53	54
Construction Month	13	14	15	16	17	18	19	20	21	22	23	24
dB LAeq(T)	53	53	48	45	45	57	57	61	77	77	59	60
Construction Month	25	26	27	28	29	30	31	32	33	34	35	36
dB LAeq(T)	64	60	65	64	64	64	69	68	63	62	60	65
Construction Month	37	38	39	40	41	42	43	44	45	46	47	48
dB LAeq(T)	63	59	59	46	49	49	49	49	46	47	43	40
Construction Month	49	50	51	52	53	54	55	56	57	58	59	60
dB LAeq(T)	40	48	48	48	48	48	62	48	26	26	26	26
Predicted Evening Construction Noise Levels												
Construction Month	1	2	3	4	5	6	7	8	9	10	11	12
dB LAeq(T)	39	39	39	39	41	36	39	39	39	39	39	39
Construction Month	13	14	15	16	17	18	19	20	21	22	23	24
dB LAeq(T)	39	39	39	36	39	39	36	36	36	36	36	36
Construction Month	25	26	27	28	29	30	31	32	33	34	35	36
dB LAeq(T)	36	36	36	39	36	0	0	0	37	40	0	0
Construction Month	37	38	39	40	41	42	43	44	45	46	47	48
dB LAeq(T)	0	0	0	0	0	0	0	0	0	0	0	0
Construction Month	49	50	51	52	53	54	55	56	57	58	59	60
dB LAeq(T)	0	0	0	0	0	0	0	0	0	0	0	0
Predicted Night-time Construction Noise Levels												
Construction Month	1	2	3	4	5	6	7	8	9	10	11	12
dB LAeq(T)	39	39	39	39	41	36	39	39	39	39	39	39
Construction Month	13	14	15	16	17	18	19	20	21	22	23	24
dB LAeq(T)	39	39	39	36	39	39	36	36	36	36	36	36
Construction Month	25	26	27	28	29	30	31	32	33	34	35	36
dB LAeq(T)	36	36	36	39	36	0	0	0	37	40	0	0
Construction Month	37	38	39	40	41	42	43	44	45	46	47	48
dB LAeq(T)	0	0	0	0	0	0	0	0	0	0	0	0
Construction Month	49	50	51	52	53	54	55	56	57	58	59	60
dB LAeq(T)	0	0	0	0	0	0	0	0	0	0	0	0

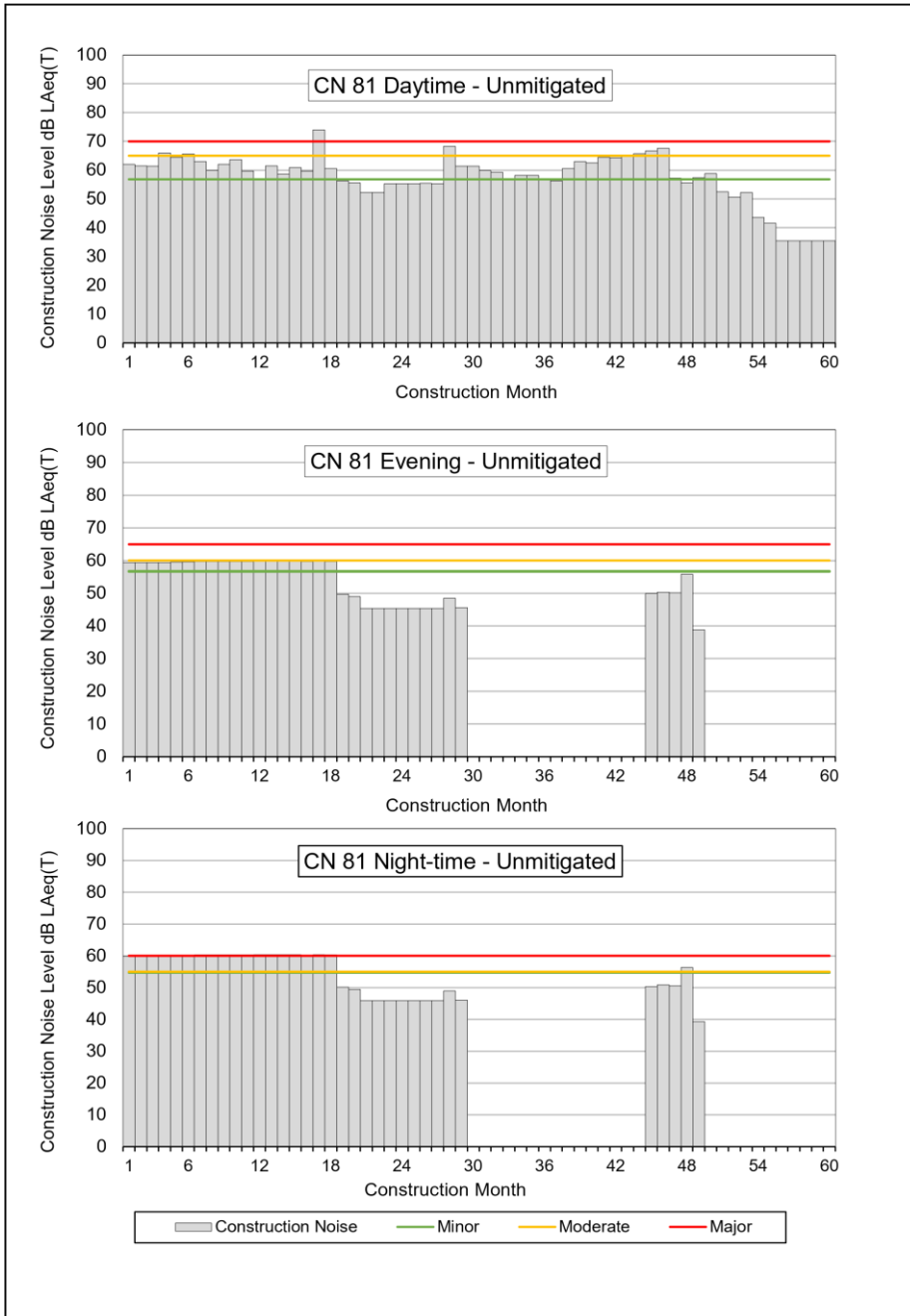
Graphical Representation of Unmitigated Construction Noise Levels at CN 80



Unmitigated Construction Noise Levels at CN 80

Predicted Daytime Construction Noise Levels												
Construction Month	1	2	3	4	5	6	7	8	9	10	11	12
dB LAeq(T)	61	61	60	64	62	67	64	60	72	67	62	57
Construction Month	13	14	15	16	17	18	19	20	21	22	23	24
dB LAeq(T)	65	72	66	61	65	61	57	57	53	52	54	54
Construction Month	25	26	27	28	29	30	31	32	33	34	35	36
dB LAeq(T)	54	54	54	62	60	60	59	58	56	57	57	55
Construction Month	37	38	39	40	41	42	43	44	45	46	47	48
dB LAeq(T)	55	61	64	64	65	66	67	68	70	73	58	56
Construction Month	49	50	51	52	53	54	55	56	57	58	59	60
dB LAeq(T)	56	60	53	52	54	43	39	33	33	33	33	33
Predicted Evening Construction Noise Levels												
Construction Month	1	2	3	4	5	6	7	8	9	10	11	12
dB LAeq(T)	61	61	61	61	61	62	62	62	62	62	62	62
Construction Month	13	14	15	16	17	18	19	20	21	22	23	24
dB LAeq(T)	62	62	62	62	62	62	53	52	48	48	48	48
Construction Month	25	26	27	28	29	30	31	32	33	34	35	36
dB LAeq(T)	48	48	48	51	47	0	0	0	0	0	39	0
Construction Month	37	38	39	40	41	42	43	44	45	46	47	48
dB LAeq(T)	0	39	0	0	0	0	37	0	53	53	53	59
Construction Month	49	50	51	52	53	54	55	56	57	58	59	60
dB LAeq(T)	39	0	0	0	0	0	0	0	0	0	0	0
Predicted Night-time Construction Noise Levels												
Construction Month	1	2	3	4	5	6	7	8	9	10	11	12
dB LAeq(T)	61	61	61	61	61	62	62	62	62	62	62	62
Construction Month	13	14	15	16	17	18	19	20	21	22	23	24
dB LAeq(T)	62	62	62	62	62	62	53	52	48	48	48	48
Construction Month	25	26	27	28	29	30	31	32	33	34	35	36
dB LAeq(T)	48	48	48	51	47	0	0	0	0	0	0	0
Construction Month	37	38	39	40	41	42	43	44	45	46	47	48
dB LAeq(T)	0	0	0	0	0	0	37	0	53	53	53	59
Construction Month	49	50	51	52	53	54	55	56	57	58	59	60
dB LAeq(T)	39	0	0	0	0	0	0	0	0	0	0	0

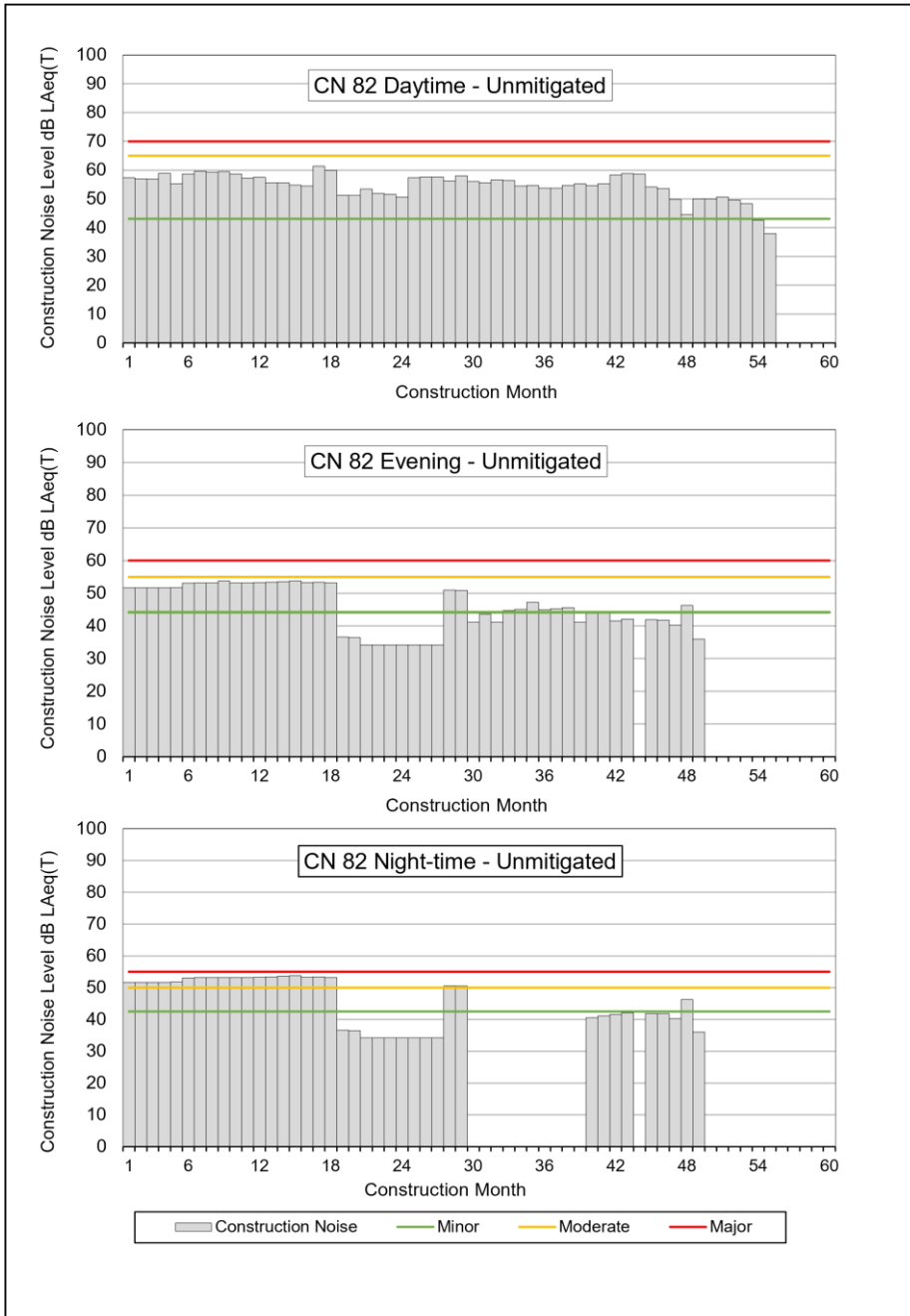
Graphical Representation of Unmitigated Construction Noise Levels at CN 81



Unmitigated Construction Noise Levels at CN 81

Predicted Daytime Construction Noise Levels												
Construction Month	1	2	3	4	5	6	7	8	9	10	11	12
dB LAeq(T)	62	62	61	66	65	66	63	60	62	64	60	57
Construction Month	13	14	15	16	17	18	19	20	21	22	23	24
dB LAeq(T)	62	59	61	60	74	61	56	56	52	52	55	55
Construction Month	25	26	27	28	29	30	31	32	33	34	35	36
dB LAeq(T)	55	56	55	68	61	61	60	59	57	58	58	57
Construction Month	37	38	39	40	41	42	43	44	45	46	47	48
dB LAeq(T)	56	61	63	63	64	64	65	66	67	68	57	56
Construction Month	49	50	51	52	53	54	55	56	57	58	59	60
dB LAeq(T)	57	59	53	51	52	44	42	35	35	35	35	35
Predicted Evening Construction Noise Levels												
Construction Month	1	2	3	4	5	6	7	8	9	10	11	12
dB LAeq(T)	59	59	59	59	60	60	60	60	60	60	60	60
Construction Month	13	14	15	16	17	18	19	20	21	22	23	24
dB LAeq(T)	60	60	60	60	60	60	50	49	45	45	45	45
Construction Month	25	26	27	28	29	30	31	32	33	34	35	36
dB LAeq(T)	45	45	45	49	46	0	0	0	0	0	0	0
Construction Month	37	38	39	40	41	42	43	44	45	46	47	48
dB LAeq(T)	0	0	0	0	0	0	0	0	50	50	50	56
Construction Month	49	50	51	52	53	54	55	56	57	58	59	60
dB LAeq(T)	39	0	0	0	0	0	0	0	0	0	0	0
Predicted Night-time Construction Noise Levels												
Construction Month	1	2	3	4	5	6	7	8	9	10	11	12
dB LAeq(T)	60	60	60	60	60	60	60	60	60	60	60	60
Construction Month	13	14	15	16	17	18	19	20	21	22	23	24
dB LAeq(T)	60	60	60	60	60	60	50	50	46	46	46	46
Construction Month	25	26	27	28	29	30	31	32	33	34	35	36
dB LAeq(T)	46	46	46	49	46	0	0	0	0	0	0	0
Construction Month	37	38	39	40	41	42	43	44	45	46	47	48
dB LAeq(T)	0	0	0	0	0	0	0	0	50	51	51	56
Construction Month	49	50	51	52	53	54	55	56	57	58	59	60
dB LAeq(T)	39	0	0	0	0	0	0	0	0	0	0	0

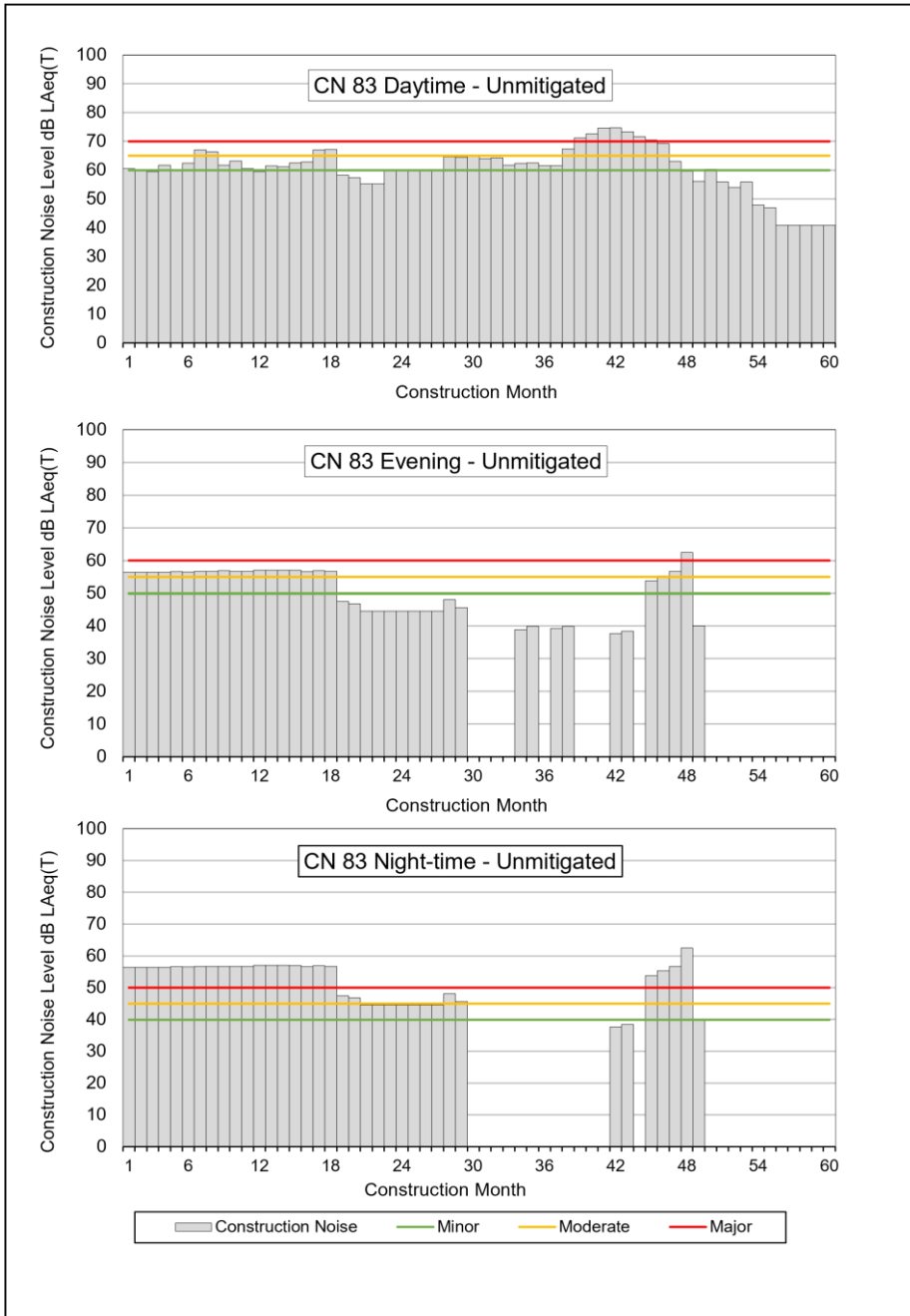
Graphical Representation of Unmitigated Construction Noise Levels at CN 82



Unmitigated Construction Noise Levels at CN 82

Predicted Daytime Construction Noise Levels												
Construction Month	1	2	3	4	5	6	7	8	9	10	11	12
dB LAeq(T)	57	57	57	59	55	59	60	59	59	59	57	58
Construction Month	13	14	15	16	17	18	19	20	21	22	23	24
dB LAeq(T)	56	56	55	55	61	60	51	51	53	52	52	51
Construction Month	25	26	27	28	29	30	31	32	33	34	35	36
dB LAeq(T)	57	58	58	56	58	56	56	57	56	55	55	54
Construction Month	37	38	39	40	41	42	43	44	45	46	47	48
dB LAeq(T)	54	55	55	55	55	58	59	59	54	54	50	45
Construction Month	49	50	51	52	53	54	55	56	57	58	59	60
dB LAeq(T)	50	50	51	50	48	43	38	0	0	0	0	0
Predicted Evening Construction Noise Levels												
Construction Month	1	2	3	4	5	6	7	8	9	10	11	12
dB LAeq(T)	52	52	52	52	52	53	53	53	54	53	53	53
Construction Month	13	14	15	16	17	18	19	20	21	22	23	24
dB LAeq(T)	53	54	54	53	53	53	37	37	34	34	34	34
Construction Month	25	26	27	28	29	30	31	32	33	34	35	36
dB LAeq(T)	34	34	34	51	51	41	44	41	45	45	47	45
Construction Month	37	38	39	40	41	42	43	44	45	46	47	48
dB LAeq(T)	45	46	41	44	44	42	42	0	42	42	40	46
Construction Month	49	50	51	52	53	54	55	56	57	58	59	60
dB LAeq(T)	36	0	0	0	0	0	0	0	0	0	0	0
Predicted Night-time Construction Noise Levels												
Construction Month	1	2	3	4	5	6	7	8	9	10	11	12
dB LAeq(T)	52	52	52	52	52	53	53	53	53	53	53	53
Construction Month	13	14	15	16	17	18	19	20	21	22	23	24
dB LAeq(T)	53	54	54	53	53	53	37	37	34	34	34	34
Construction Month	25	26	27	28	29	30	31	32	33	34	35	36
dB LAeq(T)	34	34	34	51	51	0	0	0	0	0	0	0
Construction Month	37	38	39	40	41	42	43	44	45	46	47	48
dB LAeq(T)	0	0	0	41	41	42	42	0	42	42	40	46
Construction Month	49	50	51	52	53	54	55	56	57	58	59	60
dB LAeq(T)	36	0	0	0	0	0	0	0	0	0	0	0

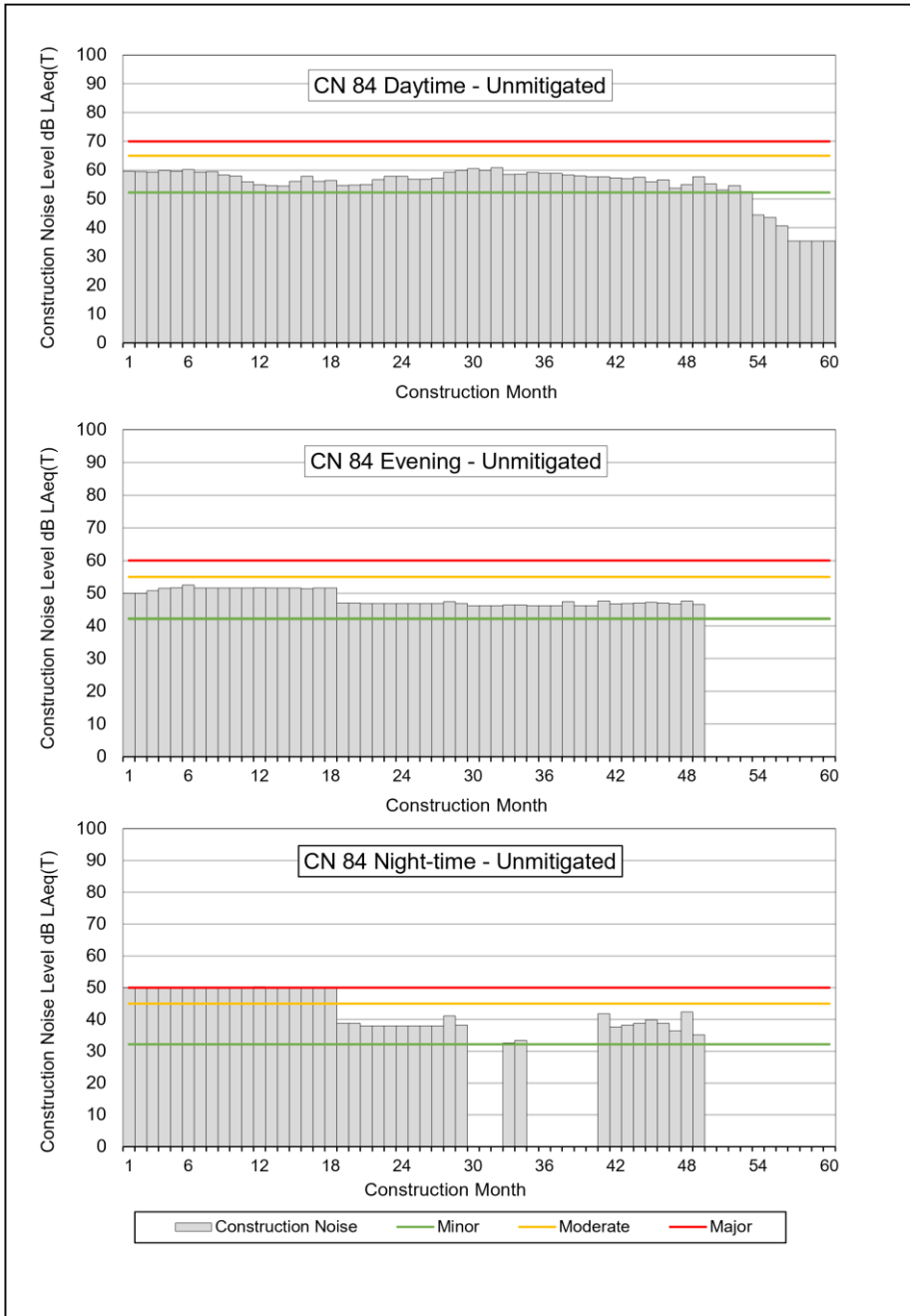
Graphical Representation of Unmitigated Construction Noise Levels at CN 83



Unmitigated Construction Noise Levels at CN 83

Predicted Daytime Construction Noise Levels												
Construction Month	1	2	3	4	5	6	7	8	9	10	11	12
dB LAeq(T)	61	60	59	62	60	62	67	66	62	63	61	59
Construction Month	13	14	15	16	17	18	19	20	21	22	23	24
dB LAeq(T)	62	61	63	63	67	67	58	57	55	55	60	60
Construction Month	25	26	27	28	29	30	31	32	33	34	35	36
dB LAeq(T)	60	60	60	65	65	65	64	64	62	62	63	62
Construction Month	37	38	39	40	41	42	43	44	45	46	47	48
dB LAeq(T)	62	67	71	73	75	75	73	72	70	69	63	60
Construction Month	49	50	51	52	53	54	55	56	57	58	59	60
dB LAeq(T)	56	60	56	54	56	48	47	41	41	41	41	41
Predicted Evening Construction Noise Levels												
Construction Month	1	2	3	4	5	6	7	8	9	10	11	12
dB LAeq(T)	56	56	56	56	57	57	57	57	57	57	57	57
Construction Month	13	14	15	16	17	18	19	20	21	22	23	24
dB LAeq(T)	57	57	57	57	57	57	48	47	45	45	45	45
Construction Month	25	26	27	28	29	30	31	32	33	34	35	36
dB LAeq(T)	45	45	45	48	46	0	0	0	0	39	40	0
Construction Month	37	38	39	40	41	42	43	44	45	46	47	48
dB LAeq(T)	39	40	0	0	0	38	38	0	54	55	57	63
Construction Month	49	50	51	52	53	54	55	56	57	58	59	60
dB LAeq(T)	40	0	0	0	0	0	0	0	0	0	0	0
Predicted Night-time Construction Noise Levels												
Construction Month	1	2	3	4	5	6	7	8	9	10	11	12
dB LAeq(T)	56	56	56	56	57	57	57	57	57	57	57	57
Construction Month	13	14	15	16	17	18	19	20	21	22	23	24
dB LAeq(T)	57	57	57	57	57	57	48	47	45	45	45	45
Construction Month	25	26	27	28	29	30	31	32	33	34	35	36
dB LAeq(T)	45	45	45	48	46	0	0	0	0	0	0	0
Construction Month	37	38	39	40	41	42	43	44	45	46	47	48
dB LAeq(T)	0	0	0	0	0	38	38	0	54	55	57	63
Construction Month	49	50	51	52	53	54	55	56	57	58	59	60
dB LAeq(T)	40	0	0	0	0	0	0	0	0	0	0	0

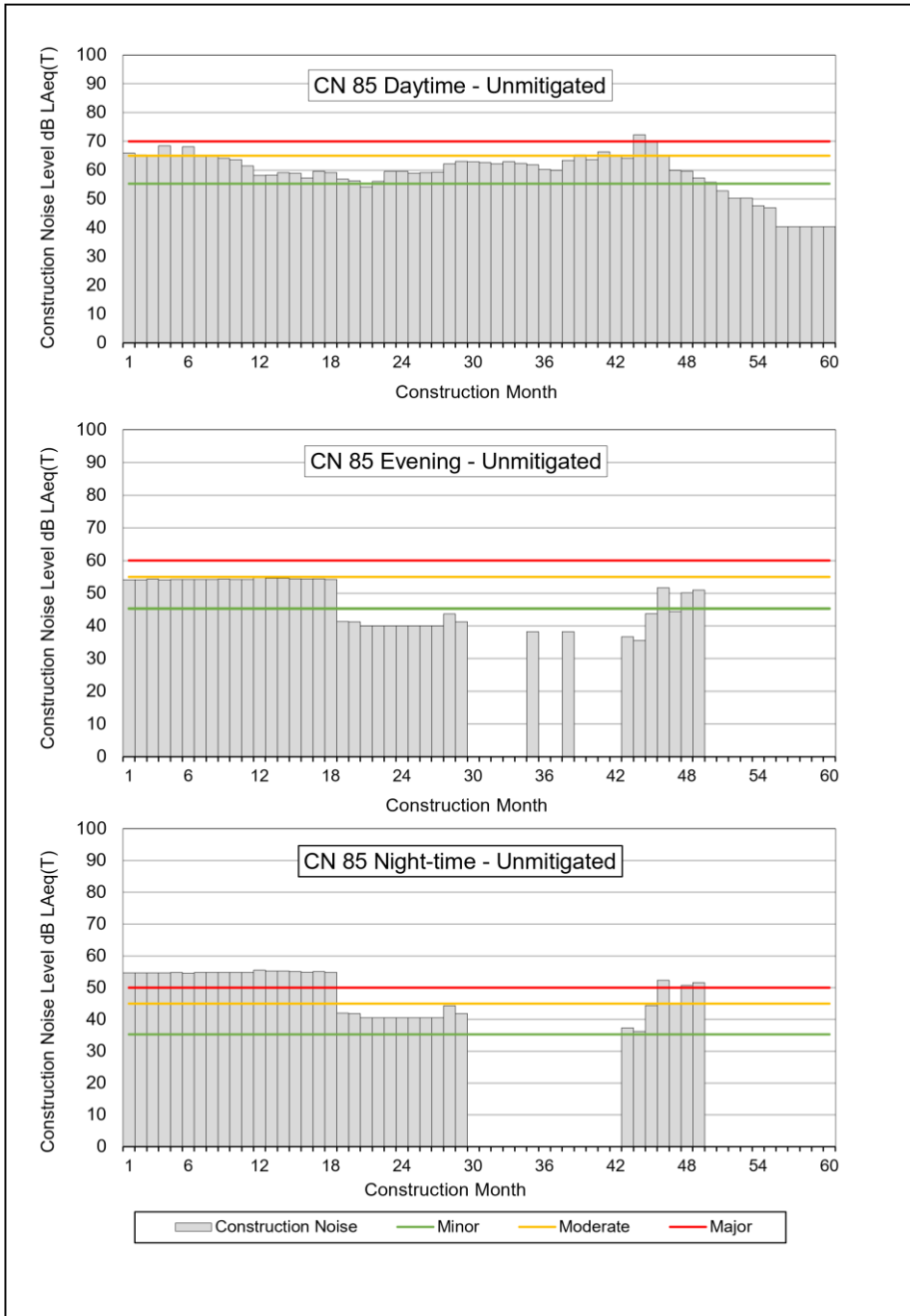
Graphical Representation of Unmitigated Construction Noise Levels at CN 84



Unmitigated Construction Noise Levels at CN 84

Predicted Daytime Construction Noise Levels												
Construction Month	1	2	3	4	5	6	7	8	9	10	11	12
dB LAeq(T)	60	59	59	60	60	60	59	59	58	58	56	55
Construction Month	13	14	15	16	17	18	19	20	21	22	23	24
dB LAeq(T)	55	55	56	58	56	56	55	55	55	57	58	58
Construction Month	25	26	27	28	29	30	31	32	33	34	35	36
dB LAeq(T)	57	57	57	59	60	61	60	61	59	59	59	59
Construction Month	37	38	39	40	41	42	43	44	45	46	47	48
dB LAeq(T)	59	58	58	58	58	57	57	58	56	57	54	55
Construction Month	49	50	51	52	53	54	55	56	57	58	59	60
dB LAeq(T)	58	55	53	55	53	44	44	41	35	35	35	35
Predicted Evening Construction Noise Levels												
Construction Month	1	2	3	4	5	6	7	8	9	10	11	12
dB LAeq(T)	50	50	51	52	52	53	52	52	52	52	52	52
Construction Month	13	14	15	16	17	18	19	20	21	22	23	24
dB LAeq(T)	52	52	52	51	52	52	47	47	47	47	47	47
Construction Month	25	26	27	28	29	30	31	32	33	34	35	36
dB LAeq(T)	47	47	47	47	47	46	46	46	46	47	46	46
Construction Month	37	38	39	40	41	42	43	44	45	46	47	48
dB LAeq(T)	46	47	46	46	48	47	47	47	47	47	47	48
Construction Month	49	50	51	52	53	54	55	56	57	58	59	60
dB LAeq(T)	47	0	0	0	0	0	0	0	0	0	0	0
Predicted Night-time Construction Noise Levels												
Construction Month	1	2	3	4	5	6	7	8	9	10	11	12
dB LAeq(T)	50	50	50	50	50	50	50	50	50	50	50	50
Construction Month	13	14	15	16	17	18	19	20	21	22	23	24
dB LAeq(T)	50	50	50	50	50	50	39	39	38	38	38	38
Construction Month	25	26	27	28	29	30	31	32	33	34	35	36
dB LAeq(T)	38	38	38	41	38	0	0	0	33	33	0	0
Construction Month	37	38	39	40	41	42	43	44	45	46	47	48
dB LAeq(T)	0	0	0	0	42	38	38	39	40	39	36	42
Construction Month	49	50	51	52	53	54	55	56	57	58	59	60
dB LAeq(T)	35	0	0	0	0	0	0	0	0	0	0	0

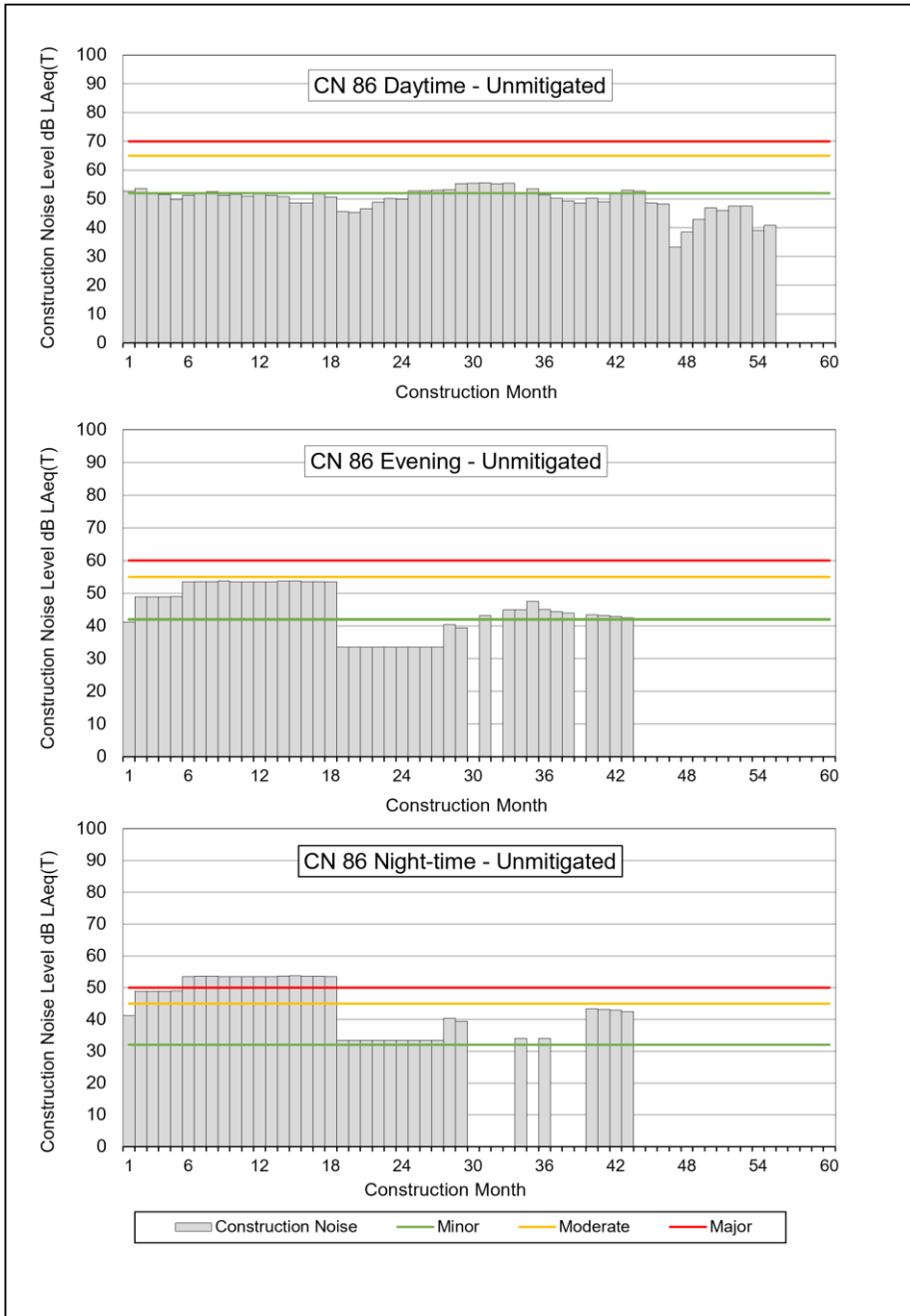
Graphical Representation of Unmitigated Construction Noise Levels at CN 85



Unmitigated Construction Noise Levels at CN 85

Predicted Daytime Construction Noise Levels												
Construction Month	1	2	3	4	5	6	7	8	9	10	11	12
dB LAeq(T)	66	65	65	68	65	68	65	65	64	64	62	58
Construction Month	13	14	15	16	17	18	19	20	21	22	23	24
dB LAeq(T)	58	59	59	57	60	59	57	56	54	56	60	60
Construction Month	25	26	27	28	29	30	31	32	33	34	35	36
dB LAeq(T)	59	59	59	62	63	63	63	62	63	62	62	60
Construction Month	37	38	39	40	41	42	43	44	45	46	47	48
dB LAeq(T)	60	63	65	64	66	65	64	72	70	65	60	60
Construction Month	49	50	51	52	53	54	55	56	57	58	59	60
dB LAeq(T)	57	56	53	50	50	48	47	40	40	40	40	40
Predicted Evening Construction Noise Levels												
Construction Month	1	2	3	4	5	6	7	8	9	10	11	12
dB LAeq(T)	54	54	54	54	54	54	54	54	54	54	54	55
Construction Month	13	14	15	16	17	18	19	20	21	22	23	24
dB LAeq(T)	55	55	55	54	55	54	41	41	40	40	40	40
Construction Month	25	26	27	28	29	30	31	32	33	34	35	36
dB LAeq(T)	40	40	40	44	41	0	0	0	0	0	38	0
Construction Month	37	38	39	40	41	42	43	44	45	46	47	48
dB LAeq(T)	0	38	0	0	0	0	37	36	44	52	44	50
Construction Month	49	50	51	52	53	54	55	56	57	58	59	60
dB LAeq(T)	51	0	0	0	0	0	0	0	0	0	0	0
Predicted Night-time Construction Noise Levels												
Construction Month	1	2	3	4	5	6	7	8	9	10	11	12
dB LAeq(T)	55	55	55	55	55	55	55	55	55	55	55	56
Construction Month	13	14	15	16	17	18	19	20	21	22	23	24
dB LAeq(T)	55	55	55	55	55	55	42	42	41	41	41	41
Construction Month	25	26	27	28	29	30	31	32	33	34	35	36
dB LAeq(T)	41	41	41	44	42	0	0	0	0	0	0	0
Construction Month	37	38	39	40	41	42	43	44	45	46	47	48
dB LAeq(T)	0	0	0	0	0	0	37	36	44	52	45	51
Construction Month	49	50	51	52	53	54	55	56	57	58	59	60
dB LAeq(T)	52	0	0	0	0	0	0	0	0	0	0	0

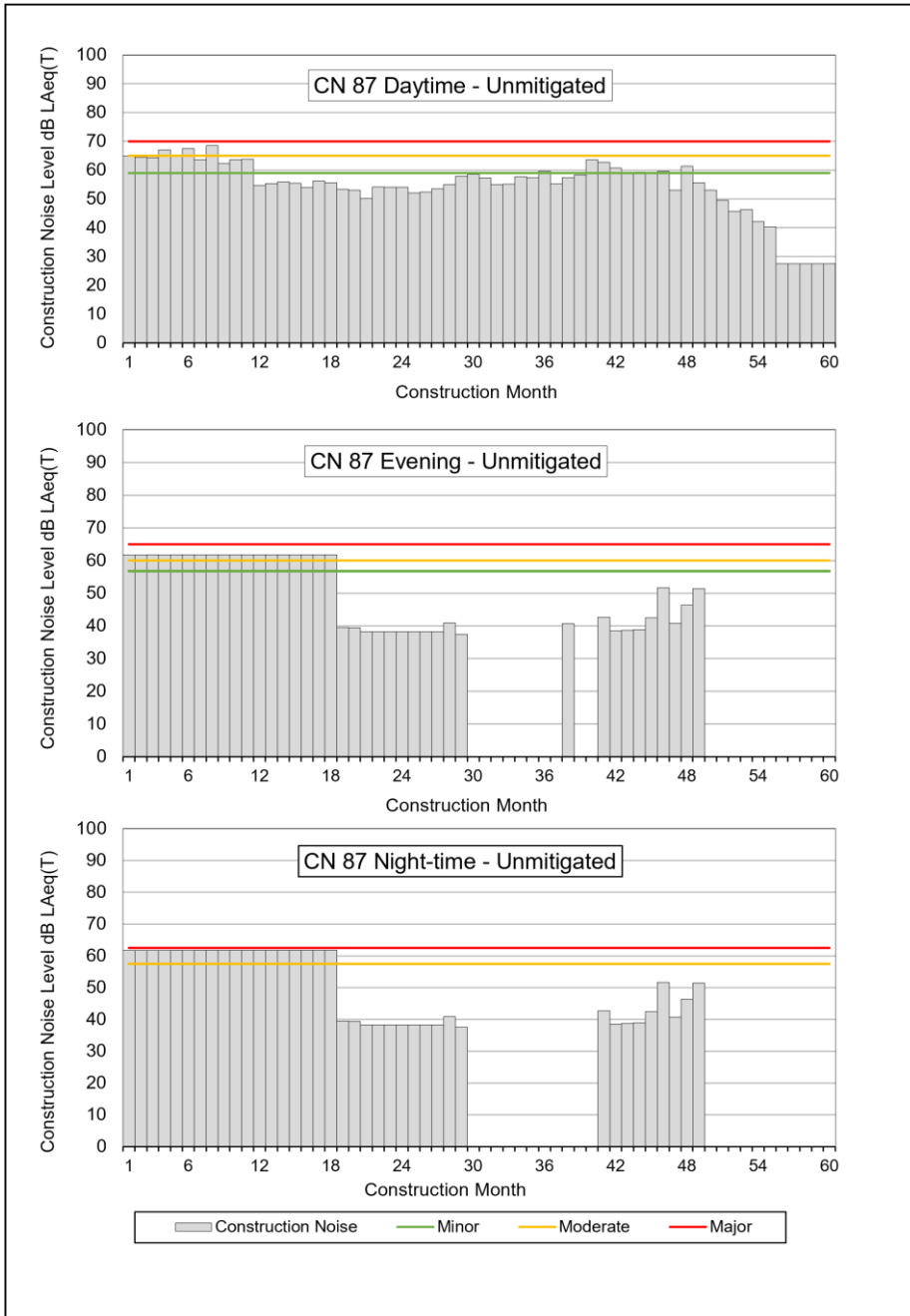
Graphical Representation of Unmitigated Construction Noise Levels at CN 86



Unmitigated Construction Noise Levels at CN 86

Predicted Daytime Construction Noise Levels												
Construction Month	1	2	3	4	5	6	7	8	9	10	11	12
dB LAeq(T)	53	54	52	52	50	51	52	53	51	52	51	52
Construction Month	13	14	15	16	17	18	19	20	21	22	23	24
dB LAeq(T)	51	51	49	49	52	51	46	45	47	49	50	50
Construction Month	25	26	27	28	29	30	31	32	33	34	35	36
dB LAeq(T)	53	53	53	53	55	56	56	55	56	52	54	51
Construction Month	37	38	39	40	41	42	43	44	45	46	47	48
dB LAeq(T)	50	49	49	50	49	52	53	53	49	48	33	39
Construction Month	49	50	51	52	53	54	55	56	57	58	59	60
dB LAeq(T)	43	47	46	48	48	39	41	0	0	0	0	0
Predicted Evening Construction Noise Levels												
Construction Month	1	2	3	4	5	6	7	8	9	10	11	12
dB LAeq(T)	41	49	49	49	49	54	54	54	54	54	54	54
Construction Month	13	14	15	16	17	18	19	20	21	22	23	24
dB LAeq(T)	54	54	54	54	54	54	34	34	34	34	34	34
Construction Month	25	26	27	28	29	30	31	32	33	34	35	36
dB LAeq(T)	34	34	34	40	39	0	43	0	45	45	48	45
Construction Month	37	38	39	40	41	42	43	44	45	46	47	48
dB LAeq(T)	44	44	0	43	43	43	43	0	0	0	0	0
Construction Month	49	50	51	52	53	54	55	56	57	58	59	60
dB LAeq(T)	0	0	0	0	0	0	0	0	0	0	0	0
Predicted Night-time Construction Noise Levels												
Construction Month	1	2	3	4	5	6	7	8	9	10	11	12
dB LAeq(T)	41	49	49	49	49	54	54	54	54	54	54	54
Construction Month	13	14	15	16	17	18	19	20	21	22	23	24
dB LAeq(T)	54	54	54	54	54	54	34	34	34	34	34	34
Construction Month	25	26	27	28	29	30	31	32	33	34	35	36
dB LAeq(T)	34	34	34	40	39	0	0	0	0	34	0	34
Construction Month	37	38	39	40	41	42	43	44	45	46	47	48
dB LAeq(T)	0	0	0	43	43	43	43	0	0	0	0	0
Construction Month	49	50	51	52	53	54	55	56	57	58	59	60
dB LAeq(T)	0	0	0	0	0	0	0	0	0	0	0	0

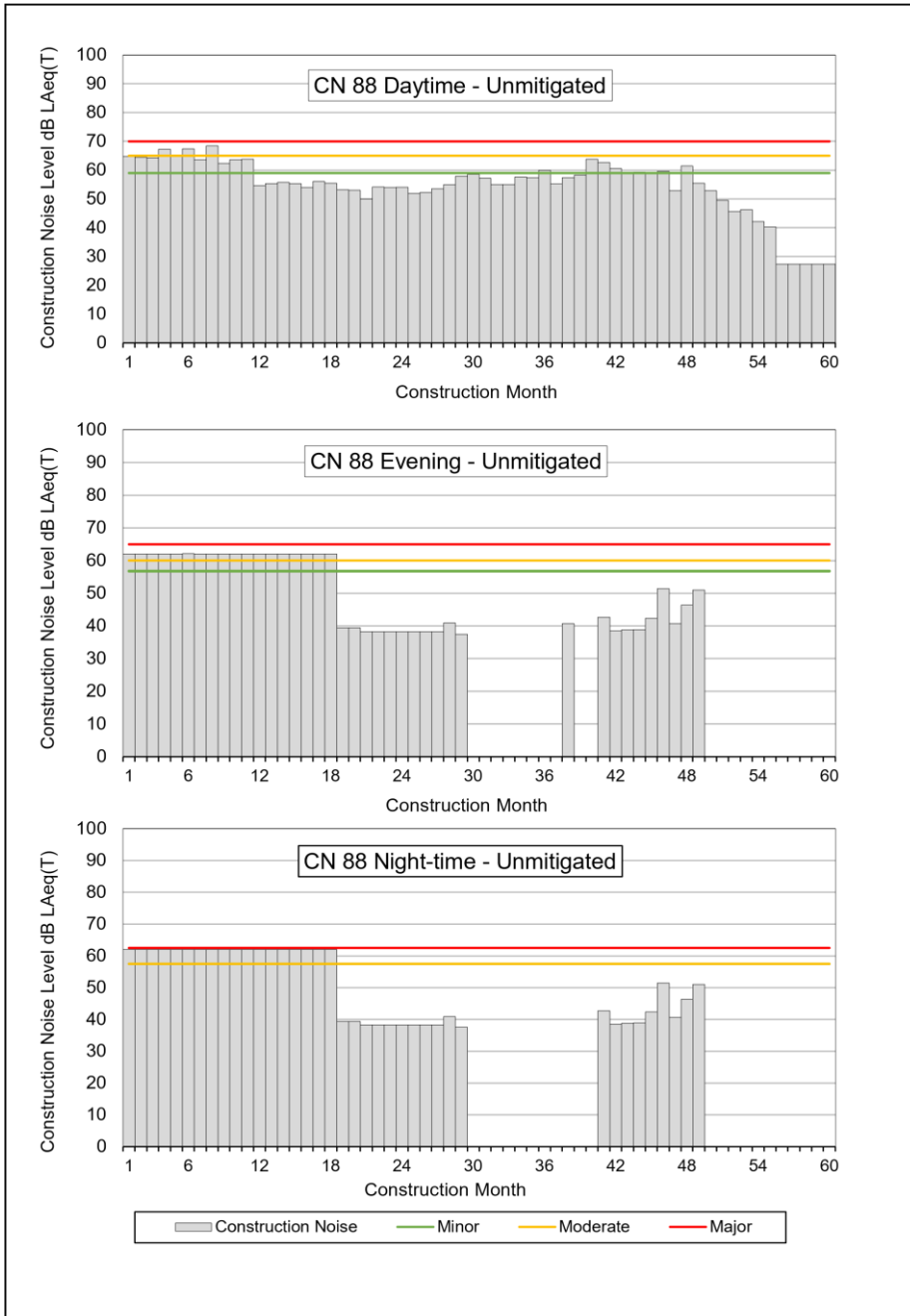
Graphical Representation of Unmitigated Construction Noise Levels at CN 87



Unmitigated Construction Noise Levels at CN 87

Predicted Daytime Construction Noise Levels												
Construction Month	1	2	3	4	5	6	7	8	9	10	11	12
dB LAeq(T)	65	65	64	67	65	68	64	69	62	64	64	55
Construction Month	13	14	15	16	17	18	19	20	21	22	23	24
dB LAeq(T)	55	56	56	54	56	56	53	53	50	54	54	54
Construction Month	25	26	27	28	29	30	31	32	33	34	35	36
dB LAeq(T)	52	52	54	55	58	59	57	55	55	58	57	60
Construction Month	37	38	39	40	41	42	43	44	45	46	47	48
dB LAeq(T)	55	57	58	64	63	61	59	59	59	60	53	61
Construction Month	49	50	51	52	53	54	55	56	57	58	59	60
dB LAeq(T)	56	53	50	46	46	42	40	28	28	28	28	28
Predicted Evening Construction Noise Levels												
Construction Month	1	2	3	4	5	6	7	8	9	10	11	12
dB LAeq(T)	62	62	62	62	62	62	62	62	62	62	62	62
Construction Month	13	14	15	16	17	18	19	20	21	22	23	24
dB LAeq(T)	62	62	62	62	62	62	40	39	38	38	38	38
Construction Month	25	26	27	28	29	30	31	32	33	34	35	36
dB LAeq(T)	38	38	38	41	38	0	0	0	0	0	0	0
Construction Month	37	38	39	40	41	42	43	44	45	46	47	48
dB LAeq(T)	0	41	0	0	43	39	39	39	43	52	41	46
Construction Month	49	50	51	52	53	54	55	56	57	58	59	60
dB LAeq(T)	51	0	0	0	0	0	0	0	0	0	0	0
Predicted Night-time Construction Noise Levels												
Construction Month	1	2	3	4	5	6	7	8	9	10	11	12
dB LAeq(T)	62	62	62	62	62	62	62	62	62	62	62	62
Construction Month	13	14	15	16	17	18	19	20	21	22	23	24
dB LAeq(T)	62	62	62	62	62	62	40	39	38	38	38	38
Construction Month	25	26	27	28	29	30	31	32	33	34	35	36
dB LAeq(T)	38	38	38	41	38	0	0	0	0	0	0	0
Construction Month	37	38	39	40	41	42	43	44	45	46	47	48
dB LAeq(T)	0	0	0	0	43	39	39	39	43	52	41	46
Construction Month	49	50	51	52	53	54	55	56	57	58	59	60
dB LAeq(T)	51	0	0	0	0	0	0	0	0	0	0	0

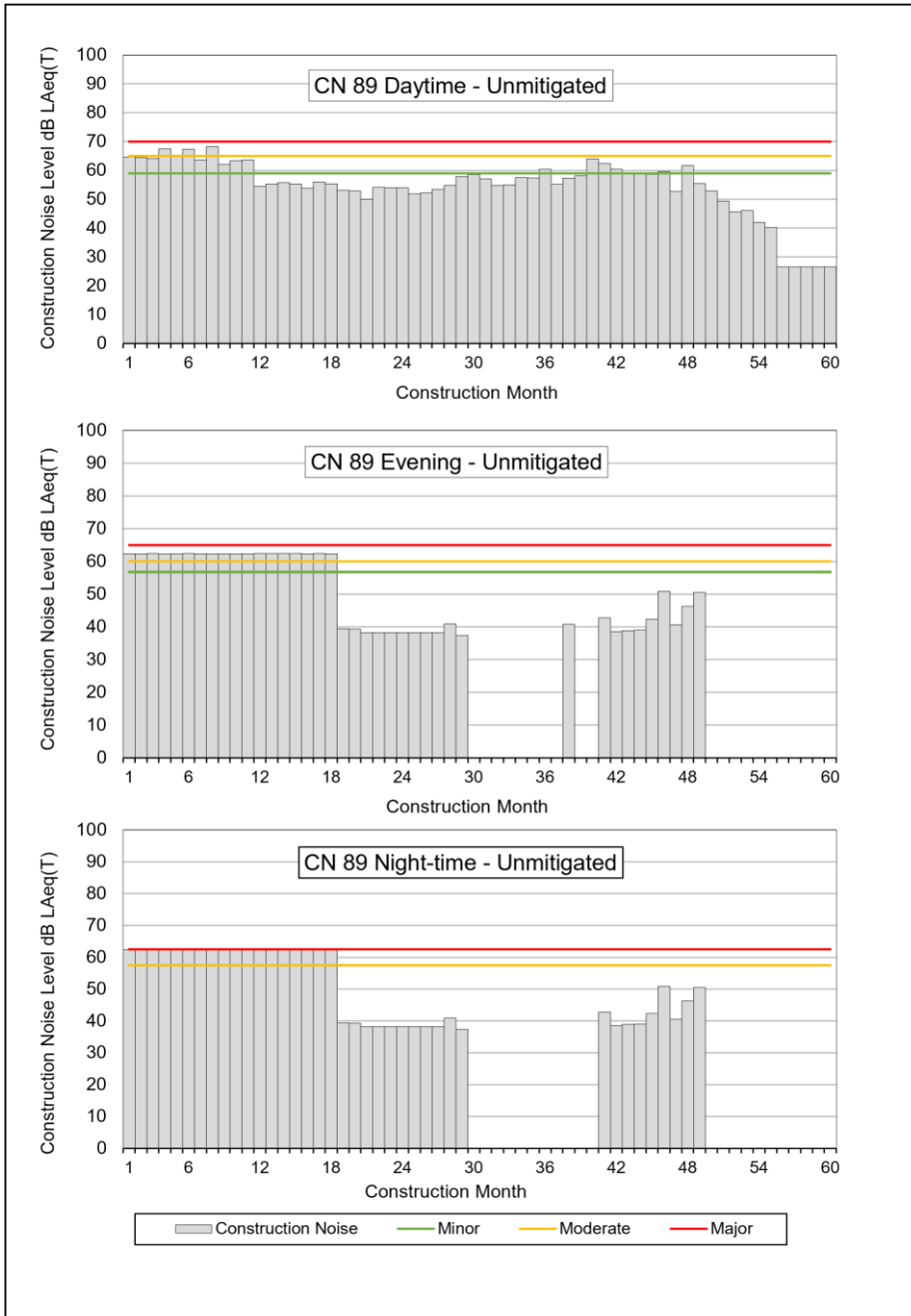
Graphical Representation of Unmitigated Construction Noise Levels at CN 88



Unmitigated Construction Noise Levels at CN 88

Predicted Daytime Construction Noise Levels												
Construction Month	1	2	3	4	5	6	7	8	9	10	11	12
dB LAeq(T)	65	65	64	67	65	67	64	68	62	64	64	55
Construction Month	13	14	15	16	17	18	19	20	21	22	23	24
dB LAeq(T)	55	56	55	54	56	56	53	53	50	54	54	54
Construction Month	25	26	27	28	29	30	31	32	33	34	35	36
dB LAeq(T)	52	52	54	55	58	59	57	55	55	58	57	60
Construction Month	37	38	39	40	41	42	43	44	45	46	47	48
dB LAeq(T)	55	57	58	64	63	61	59	59	59	60	53	62
Construction Month	49	50	51	52	53	54	55	56	57	58	59	60
dB LAeq(T)	56	53	50	46	46	42	40	27	27	27	27	27
Predicted Evening Construction Noise Levels												
Construction Month	1	2	3	4	5	6	7	8	9	10	11	12
dB LAeq(T)	62	62	62	62	62	62	62	62	62	62	62	62
Construction Month	13	14	15	16	17	18	19	20	21	22	23	24
dB LAeq(T)	62	62	62	62	62	62	39	39	38	38	38	38
Construction Month	25	26	27	28	29	30	31	32	33	34	35	36
dB LAeq(T)	38	38	38	41	38	0	0	0	0	0	0	0
Construction Month	37	38	39	40	41	42	43	44	45	46	47	48
dB LAeq(T)	0	41	0	0	43	39	39	39	42	51	41	46
Construction Month	49	50	51	52	53	54	55	56	57	58	59	60
dB LAeq(T)	51	0	0	0	0	0	0	0	0	0	0	0
Predicted Night-time Construction Noise Levels												
Construction Month	1	2	3	4	5	6	7	8	9	10	11	12
dB LAeq(T)	62	62	62	62	62	62	62	62	62	62	62	62
Construction Month	13	14	15	16	17	18	19	20	21	22	23	24
dB LAeq(T)	62	62	62	62	62	62	39	39	38	38	38	38
Construction Month	25	26	27	28	29	30	31	32	33	34	35	36
dB LAeq(T)	38	38	38	41	38	0	0	0	0	0	0	0
Construction Month	37	38	39	40	41	42	43	44	45	46	47	48
dB LAeq(T)	0	0	0	0	43	39	39	39	42	51	41	46
Construction Month	49	50	51	52	53	54	55	56	57	58	59	60
dB LAeq(T)	51	0	0	0	0	0	0	0	0	0	0	0

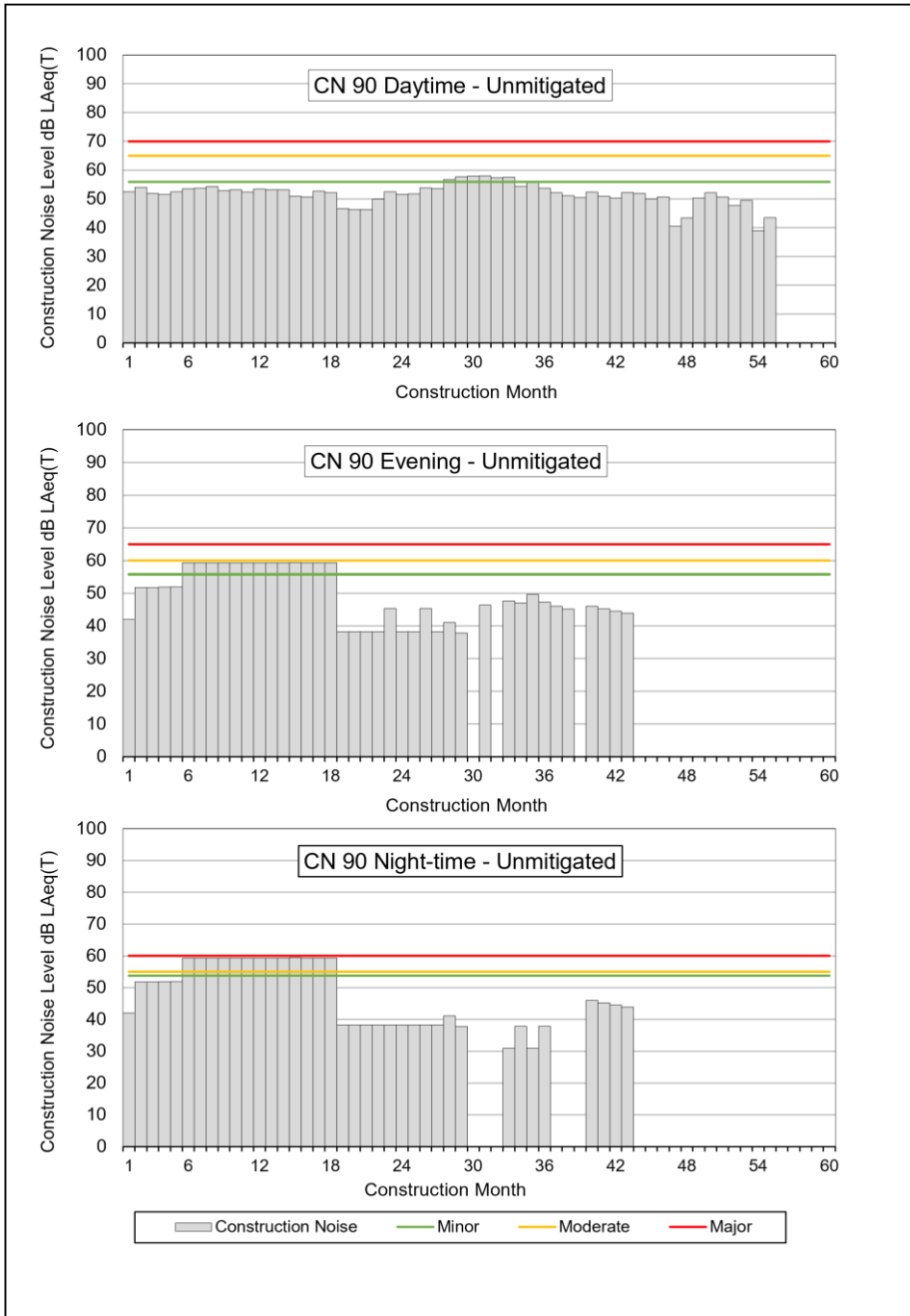
Graphical Representation of Unmitigated Construction Noise Levels at CN 89



Unmitigated Construction Noise Levels at CN 89

Predicted Daytime Construction Noise Levels												
Construction Month	1	2	3	4	5	6	7	8	9	10	11	12
dB LAeq(T)	65	64	64	68	65	67	64	68	62	63	64	55
Construction Month	13	14	15	16	17	18	19	20	21	22	23	24
dB LAeq(T)	55	56	55	54	56	55	53	53	50	54	54	54
Construction Month	25	26	27	28	29	30	31	32	33	34	35	36
dB LAeq(T)	52	52	53	55	58	59	57	55	55	58	57	60
Construction Month	37	38	39	40	41	42	43	44	45	46	47	48
dB LAeq(T)	55	57	58	64	62	60	59	59	59	60	53	62
Construction Month	49	50	51	52	53	54	55	56	57	58	59	60
dB LAeq(T)	56	53	49	46	46	42	40	27	27	27	27	27
Predicted Evening Construction Noise Levels												
Construction Month	1	2	3	4	5	6	7	8	9	10	11	12
dB LAeq(T)	62	62	62	62	62	62	62	62	62	62	62	62
Construction Month	13	14	15	16	17	18	19	20	21	22	23	24
dB LAeq(T)	62	62	62	62	62	62	39	39	38	38	38	38
Construction Month	25	26	27	28	29	30	31	32	33	34	35	36
dB LAeq(T)	38	38	38	41	37	0	0	0	0	0	0	0
Construction Month	37	38	39	40	41	42	43	44	45	46	47	48
dB LAeq(T)	0	41	0	0	43	39	39	39	42	51	41	46
Construction Month	49	50	51	52	53	54	55	56	57	58	59	60
dB LAeq(T)	51	0	0	0	0	0	0	0	0	0	0	0
Predicted Night-time Construction Noise Levels												
Construction Month	1	2	3	4	5	6	7	8	9	10	11	12
dB LAeq(T)	62	62	62	62	62	62	62	62	62	62	62	62
Construction Month	13	14	15	16	17	18	19	20	21	22	23	24
dB LAeq(T)	62	62	62	62	62	62	39	39	38	38	38	38
Construction Month	25	26	27	28	29	30	31	32	33	34	35	36
dB LAeq(T)	38	38	38	41	37	0	0	0	0	0	0	0
Construction Month	37	38	39	40	41	42	43	44	45	46	47	48
dB LAeq(T)	0	0	0	0	43	39	39	39	42	51	41	46
Construction Month	49	50	51	52	53	54	55	56	57	58	59	60
dB LAeq(T)	51	0	0	0	0	0	0	0	0	0	0	0

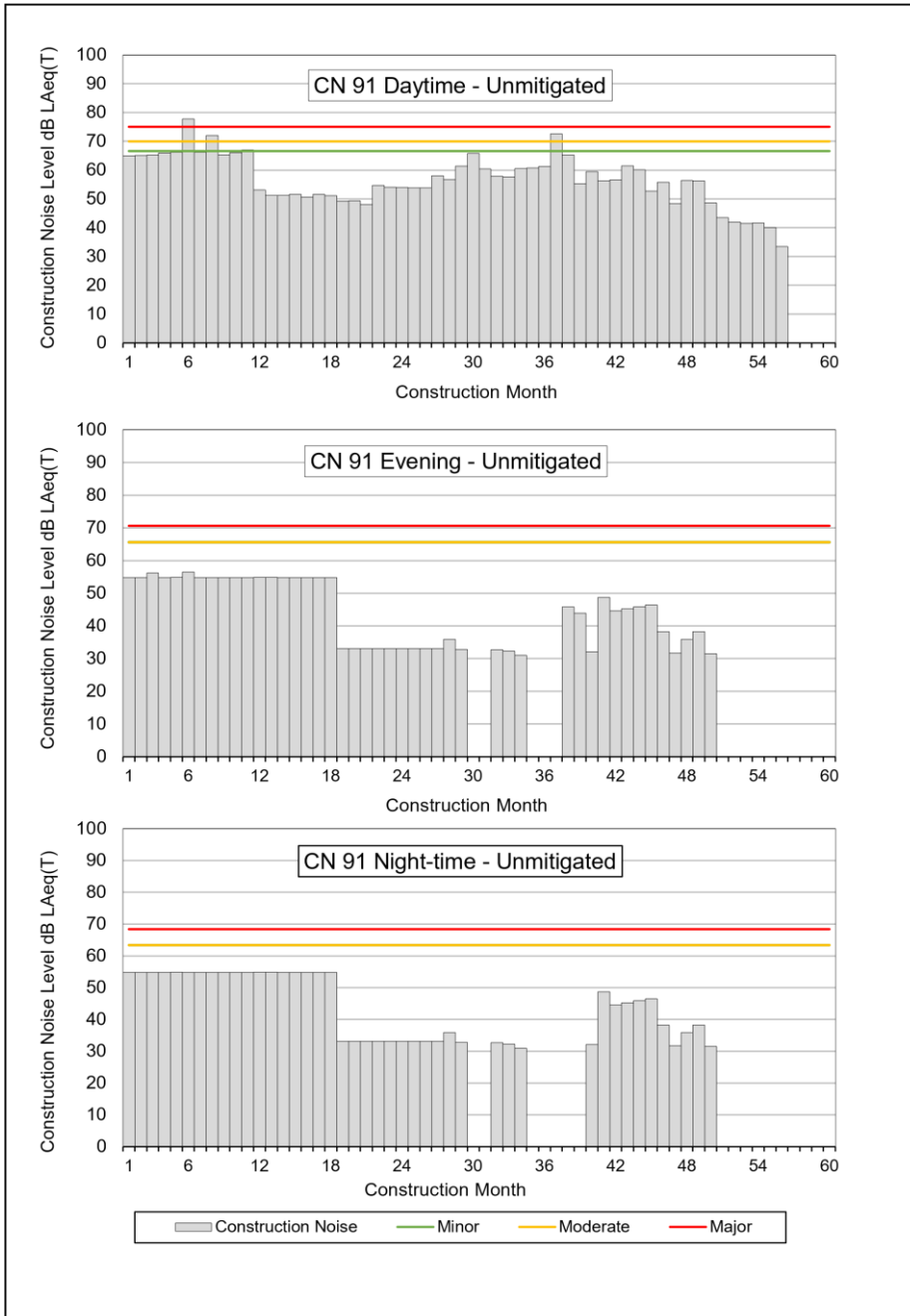
Graphical Representation of Unmitigated Construction Noise Levels at CN 90



Unmitigated Construction Noise Levels at CN 90

Predicted Daytime Construction Noise Levels												
Construction Month	1	2	3	4	5	6	7	8	9	10	11	12
dB LAeq(T)	53	54	52	52	53	54	54	54	53	53	52	53
Construction Month	13	14	15	16	17	18	19	20	21	22	23	24
dB LAeq(T)	53	53	51	51	53	52	47	46	46	50	53	52
Construction Month	25	26	27	28	29	30	31	32	33	34	35	36
dB LAeq(T)	52	54	54	57	58	58	58	57	58	54	56	54
Construction Month	37	38	39	40	41	42	43	44	45	46	47	48
dB LAeq(T)	52	51	50	52	51	50	52	52	50	51	41	43
Construction Month	49	50	51	52	53	54	55	56	57	58	59	60
dB LAeq(T)	50	52	51	48	50	39	44	0	0	0	0	0
Predicted Evening Construction Noise Levels												
Construction Month	1	2	3	4	5	6	7	8	9	10	11	12
dB LAeq(T)	42	52	52	52	52	59	59	59	59	59	59	59
Construction Month	13	14	15	16	17	18	19	20	21	22	23	24
dB LAeq(T)	59	59	59	59	59	59	38	38	38	38	45	38
Construction Month	25	26	27	28	29	30	31	32	33	34	35	36
dB LAeq(T)	38	45	38	41	38	0	46	0	48	47	50	47
Construction Month	37	38	39	40	41	42	43	44	45	46	47	48
dB LAeq(T)	46	45	0	46	45	45	44	0	0	0	0	0
Construction Month	49	50	51	52	53	54	55	56	57	58	59	60
dB LAeq(T)	0	0	0	0	0	0	0	0	0	0	0	0
Predicted Night-time Construction Noise Levels												
Construction Month	1	2	3	4	5	6	7	8	9	10	11	12
dB LAeq(T)	42	52	52	52	52	59	59	59	59	59	59	59
Construction Month	13	14	15	16	17	18	19	20	21	22	23	24
dB LAeq(T)	59	59	59	59	59	59	38	38	38	38	38	38
Construction Month	25	26	27	28	29	30	31	32	33	34	35	36
dB LAeq(T)	38	38	38	41	38	0	0	0	31	38	31	38
Construction Month	37	38	39	40	41	42	43	44	45	46	47	48
dB LAeq(T)	0	0	0	46	45	45	44	0	0	0	0	0
Construction Month	49	50	51	52	53	54	55	56	57	58	59	60
dB LAeq(T)	0	0	0	0	0	0	0	0	0	0	0	0

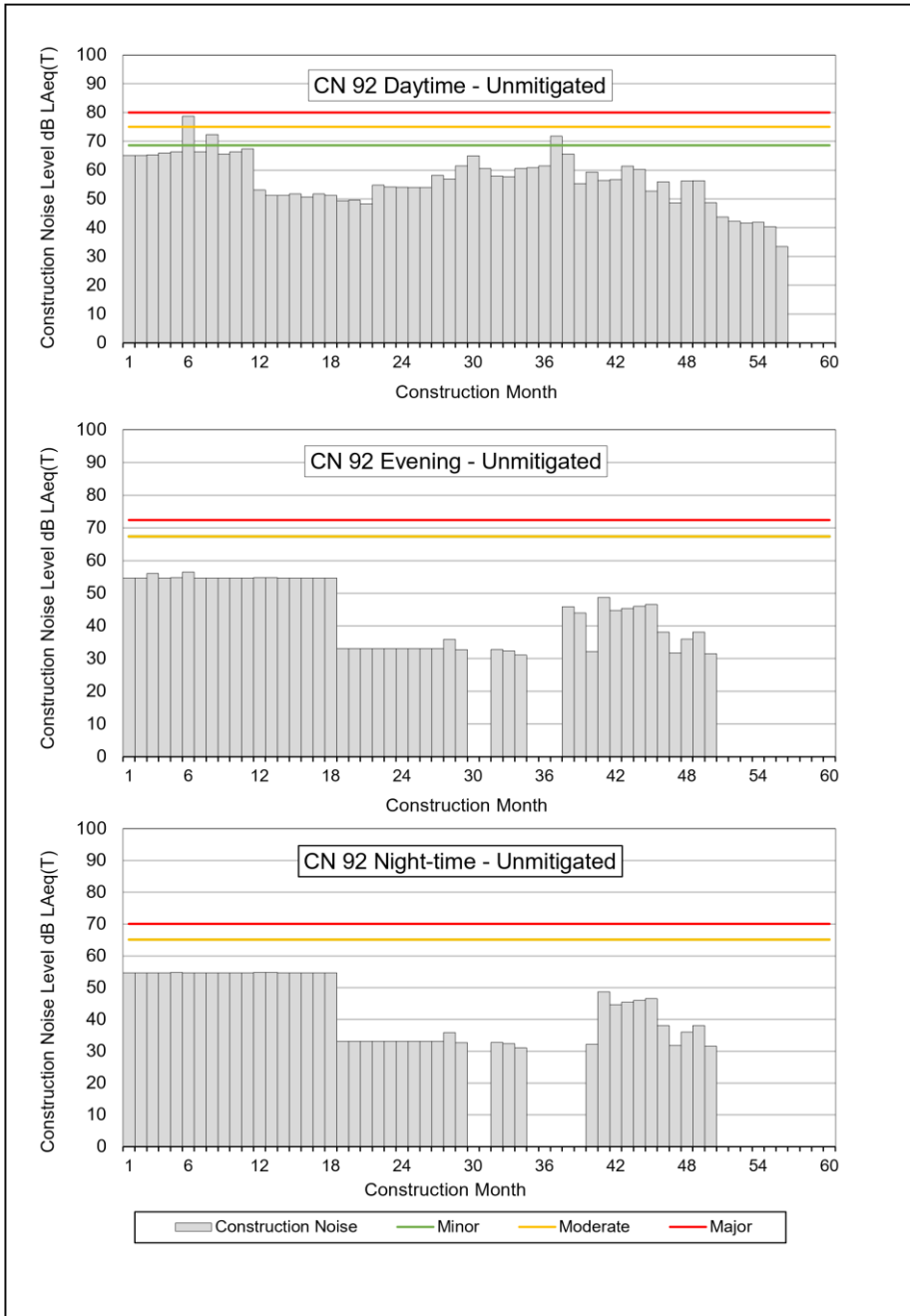
Graphical Representation of Unmitigated Construction Noise Levels at CN 91



Unmitigated Construction Noise Levels at CN 91

Predicted Daytime Construction Noise Levels												
Construction Month	1	2	3	4	5	6	7	8	9	10	11	12
dB LAeq(T)	65	65	65	66	66	78	66	72	65	66	67	53
Construction Month	13	14	15	16	17	18	19	20	21	22	23	24
dB LAeq(T)	51	51	52	51	52	51	49	49	48	55	54	54
Construction Month	25	26	27	28	29	30	31	32	33	34	35	36
dB LAeq(T)	54	54	58	57	61	66	60	58	58	61	61	61
Construction Month	37	38	39	40	41	42	43	44	45	46	47	48
dB LAeq(T)	73	65	55	59	56	57	62	60	53	56	48	56
Construction Month	49	50	51	52	53	54	55	56	57	58	59	60
dB LAeq(T)	56	49	44	42	41	42	40	33	0	0	0	0
Predicted Evening Construction Noise Levels												
Construction Month	1	2	3	4	5	6	7	8	9	10	11	12
dB LAeq(T)	55	55	56	55	55	57	55	55	55	55	55	55
Construction Month	13	14	15	16	17	18	19	20	21	22	23	24
dB LAeq(T)	55	55	55	55	55	55	33	33	33	33	33	33
Construction Month	25	26	27	28	29	30	31	32	33	34	35	36
dB LAeq(T)	33	33	33	36	33	0	0	33	32	31	0	0
Construction Month	37	38	39	40	41	42	43	44	45	46	47	48
dB LAeq(T)	0	46	44	32	49	45	45	46	47	38	32	36
Construction Month	49	50	51	52	53	54	55	56	57	58	59	60
dB LAeq(T)	38	32	0	0	0	0	0	0	0	0	0	0
Predicted Night-time Construction Noise Levels												
Construction Month	1	2	3	4	5	6	7	8	9	10	11	12
dB LAeq(T)	55	55	55	55	55	55	55	55	55	55	55	55
Construction Month	13	14	15	16	17	18	19	20	21	22	23	24
dB LAeq(T)	55	55	55	55	55	55	33	33	33	33	33	33
Construction Month	25	26	27	28	29	30	31	32	33	34	35	36
dB LAeq(T)	33	33	33	36	33	0	0	33	32	31	0	0
Construction Month	37	38	39	40	41	42	43	44	45	46	47	48
dB LAeq(T)	0	0	0	32	49	45	45	46	47	38	32	36
Construction Month	49	50	51	52	53	54	55	56	57	58	59	60
dB LAeq(T)	38	32	0	0	0	0	0	0	0	0	0	0

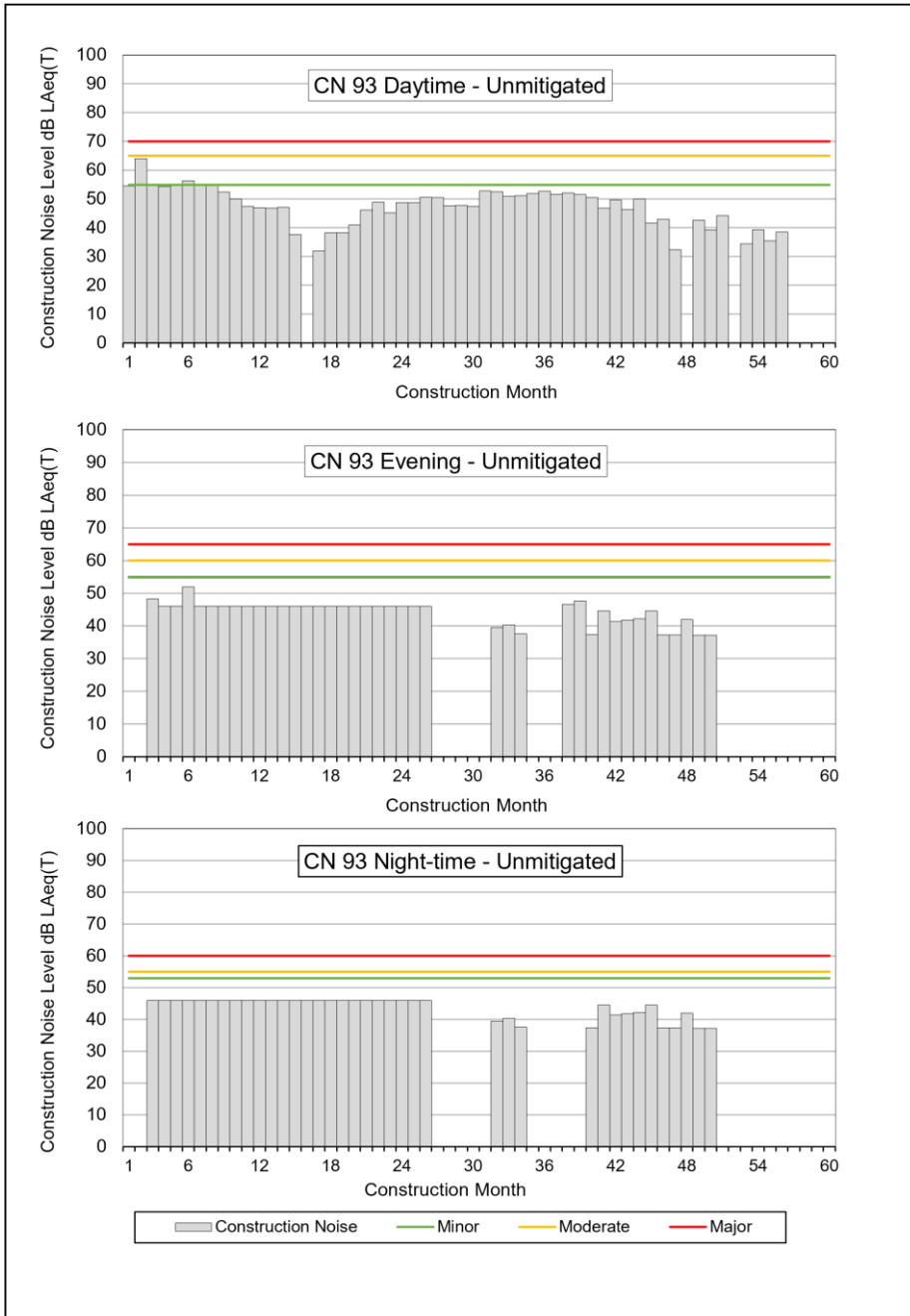
Graphical Representation of Unmitigated Construction Noise Levels at CN 92



Unmitigated Construction Noise Levels at CN 92

Predicted Daytime Construction Noise Levels												
Construction Month	1	2	3	4	5	6	7	8	9	10	11	12
dB LAeq(T)	65	65	65	66	66	79	66	72	66	66	67	53
Construction Month	13	14	15	16	17	18	19	20	21	22	23	24
dB LAeq(T)	51	51	52	51	52	51	49	50	48	55	54	54
Construction Month	25	26	27	28	29	30	31	32	33	34	35	36
dB LAeq(T)	54	54	58	57	62	65	61	58	58	61	61	62
Construction Month	37	38	39	40	41	42	43	44	45	46	47	48
dB LAeq(T)	72	66	55	59	56	57	61	60	53	56	49	56
Construction Month	49	50	51	52	53	54	55	56	57	58	59	60
dB LAeq(T)	56	49	44	42	42	42	40	33	0	0	0	0
Predicted Evening Construction Noise Levels												
Construction Month	1	2	3	4	5	6	7	8	9	10	11	12
dB LAeq(T)	55	55	56	55	55	57	55	55	55	55	55	55
Construction Month	13	14	15	16	17	18	19	20	21	22	23	24
dB LAeq(T)	55	55	55	55	55	55	33	33	33	33	33	33
Construction Month	25	26	27	28	29	30	31	32	33	34	35	36
dB LAeq(T)	33	33	33	36	33	0	0	33	32	31	0	0
Construction Month	37	38	39	40	41	42	43	44	45	46	47	48
dB LAeq(T)	0	46	44	32	49	45	45	46	47	38	32	36
Construction Month	49	50	51	52	53	54	55	56	57	58	59	60
dB LAeq(T)	38	32	0	0	0	0	0	0	0	0	0	0
Predicted Night-time Construction Noise Levels												
Construction Month	1	2	3	4	5	6	7	8	9	10	11	12
dB LAeq(T)	55	55	55	55	55	55	55	55	55	55	55	55
Construction Month	13	14	15	16	17	18	19	20	21	22	23	24
dB LAeq(T)	55	55	55	55	55	55	33	33	33	33	33	33
Construction Month	25	26	27	28	29	30	31	32	33	34	35	36
dB LAeq(T)	33	33	33	36	33	0	0	33	32	31	0	0
Construction Month	37	38	39	40	41	42	43	44	45	46	47	48
dB LAeq(T)	0	0	0	32	49	45	45	46	47	38	32	36
Construction Month	49	50	51	52	53	54	55	56	57	58	59	60
dB LAeq(T)	38	32	0	0	0	0	0	0	0	0	0	0

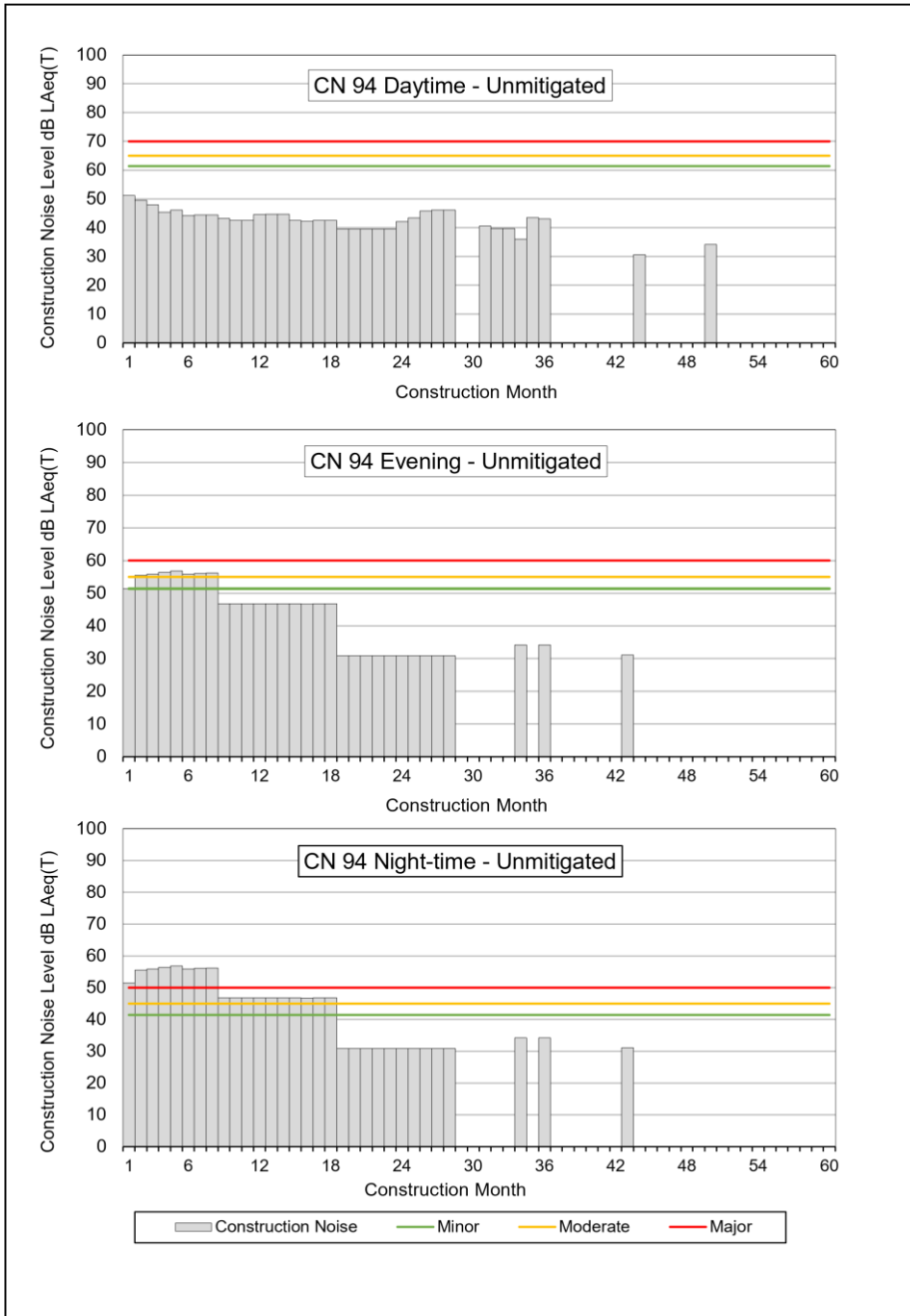
Graphical Representation of Unmitigated Construction Noise Levels at CN 93



Unmitigated Construction Noise Levels at CN 93

Predicted Daytime Construction Noise Levels												
Construction Month	1	2	3	4	5	6	7	8	9	10	11	12
dB LAeq(T)	55	64	55	54	55	56	55	55	52	50	47	47
Construction Month	13	14	15	16	17	18	19	20	21	22	23	24
dB LAeq(T)	47	47	38	0	32	38	38	41	46	49	45	49
Construction Month	25	26	27	28	29	30	31	32	33	34	35	36
dB LAeq(T)	49	51	50	48	48	47	53	53	51	51	52	53
Construction Month	37	38	39	40	41	42	43	44	45	46	47	48
dB LAeq(T)	52	52	52	50	47	50	46	50	42	43	32	0
Construction Month	49	50	51	52	53	54	55	56	57	58	59	60
dB LAeq(T)	43	39	44	0	34	39	35	39	0	0	0	0
Predicted Evening Construction Noise Levels												
Construction Month	1	2	3	4	5	6	7	8	9	10	11	12
dB LAeq(T)	0	0	48	46	46	52	46	46	46	46	46	46
Construction Month	13	14	15	16	17	18	19	20	21	22	23	24
dB LAeq(T)	46	46	46	46	46	46	46	46	46	46	46	46
Construction Month	25	26	27	28	29	30	31	32	33	34	35	36
dB LAeq(T)	46	46	0	0	0	0	0	40	40	38	0	0
Construction Month	37	38	39	40	41	42	43	44	45	46	47	48
dB LAeq(T)	0	47	48	37	45	41	42	42	45	37	37	42
Construction Month	49	50	51	52	53	54	55	56	57	58	59	60
dB LAeq(T)	37	37	0	0	0	0	0	0	0	0	0	0
Predicted Night-time Construction Noise Levels												
Construction Month	1	2	3	4	5	6	7	8	9	10	11	12
dB LAeq(T)	0	0	46	46	46	46	46	46	46	46	46	46
Construction Month	13	14	15	16	17	18	19	20	21	22	23	24
dB LAeq(T)	46	46	46	46	46	46	46	46	46	46	46	46
Construction Month	25	26	27	28	29	30	31	32	33	34	35	36
dB LAeq(T)	46	46	0	0	0	0	0	40	40	38	0	0
Construction Month	37	38	39	40	41	42	43	44	45	46	47	48
dB LAeq(T)	0	0	0	37	45	41	42	42	45	37	37	42
Construction Month	49	50	51	52	53	54	55	56	57	58	59	60
dB LAeq(T)	37	37	0	0	0	0	0	0	0	0	0	0

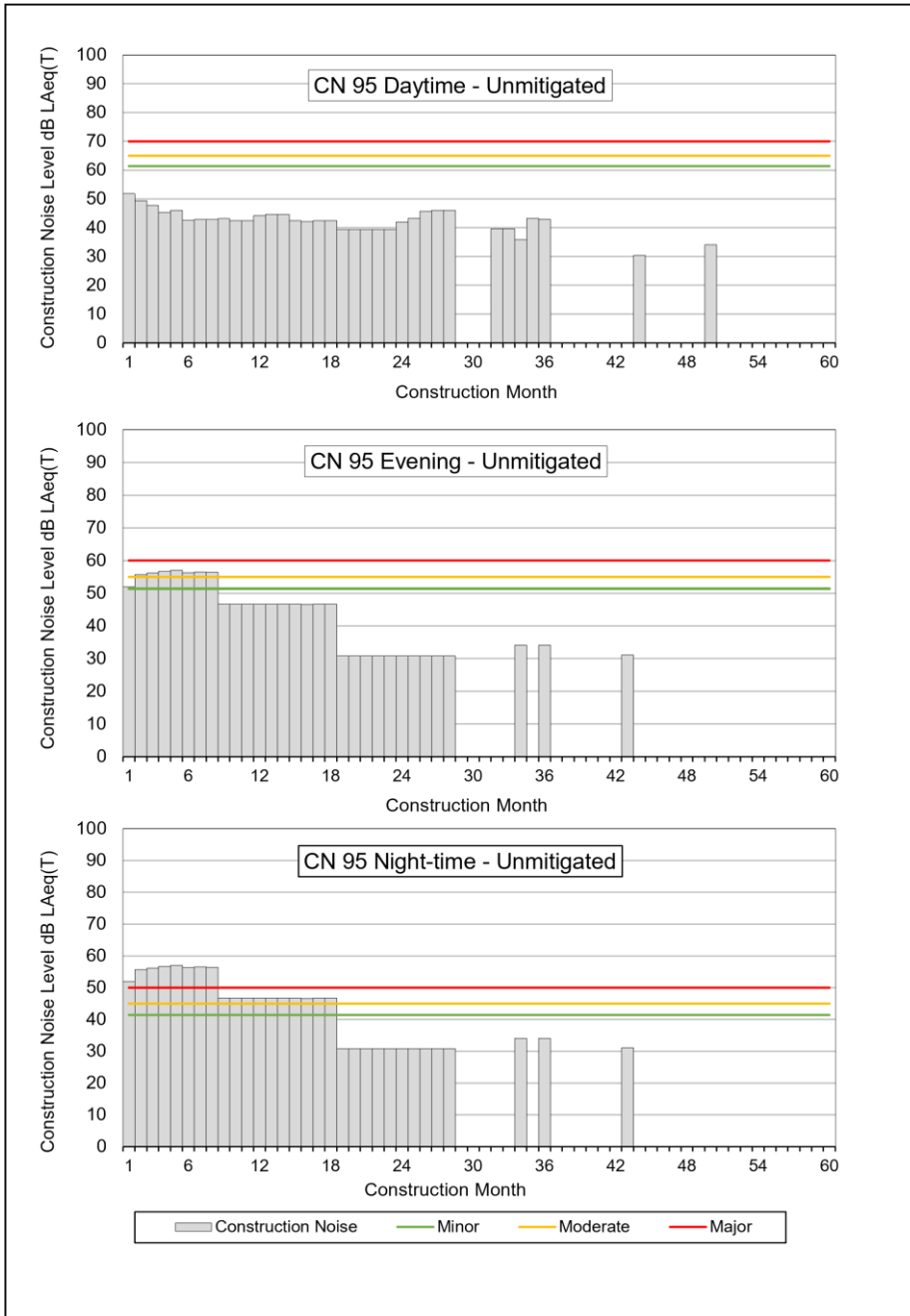
Graphical Representation of Unmitigated Construction Noise Levels at CN 94



Unmitigated Construction Noise Levels at CN 94

Predicted Daytime Construction Noise Levels												
Construction Month	1	2	3	4	5	6	7	8	9	10	11	12
dB LAeq(T)	51	50	48	45	46	44	44	44	43	43	43	45
Construction Month	13	14	15	16	17	18	19	20	21	22	23	24
dB LAeq(T)	45	45	43	42	43	43	40	40	40	40	40	42
Construction Month	25	26	27	28	29	30	31	32	33	34	35	36
dB LAeq(T)	43	46	46	46	0	0	41	40	40	36	44	43
Construction Month	37	38	39	40	41	42	43	44	45	46	47	48
dB LAeq(T)	0	0	0	0	0	0	0	31	0	0	0	0
Construction Month	49	50	51	52	53	54	55	56	57	58	59	60
dB LAeq(T)	0	34	0	0	0	0	0	0	0	0	0	0
Predicted Evening Construction Noise Levels												
Construction Month	1	2	3	4	5	6	7	8	9	10	11	12
dB LAeq(T)	51	56	56	56	57	56	56	56	47	47	47	47
Construction Month	13	14	15	16	17	18	19	20	21	22	23	24
dB LAeq(T)	47	47	47	47	47	47	31	31	31	31	31	31
Construction Month	25	26	27	28	29	30	31	32	33	34	35	36
dB LAeq(T)	31	31	31	31	0	0	0	0	0	34	0	34
Construction Month	37	38	39	40	41	42	43	44	45	46	47	48
dB LAeq(T)	0	0	0	0	0	0	31	0	0	0	0	0
Construction Month	49	50	51	52	53	54	55	56	57	58	59	60
dB LAeq(T)	0	0	0	0	0	0	0	0	0	0	0	0
Predicted Night-time Construction Noise Levels												
Construction Month	1	2	3	4	5	6	7	8	9	10	11	12
dB LAeq(T)	51	56	56	56	57	56	56	56	47	47	47	47
Construction Month	13	14	15	16	17	18	19	20	21	22	23	24
dB LAeq(T)	47	47	47	47	47	47	31	31	31	31	31	31
Construction Month	25	26	27	28	29	30	31	32	33	34	35	36
dB LAeq(T)	31	31	31	31	0	0	0	0	0	34	0	34
Construction Month	37	38	39	40	41	42	43	44	45	46	47	48
dB LAeq(T)	0	0	0	0	0	0	31	0	0	0	0	0
Construction Month	49	50	51	52	53	54	55	56	57	58	59	60
dB LAeq(T)	0	0	0	0	0	0	0	0	0	0	0	0

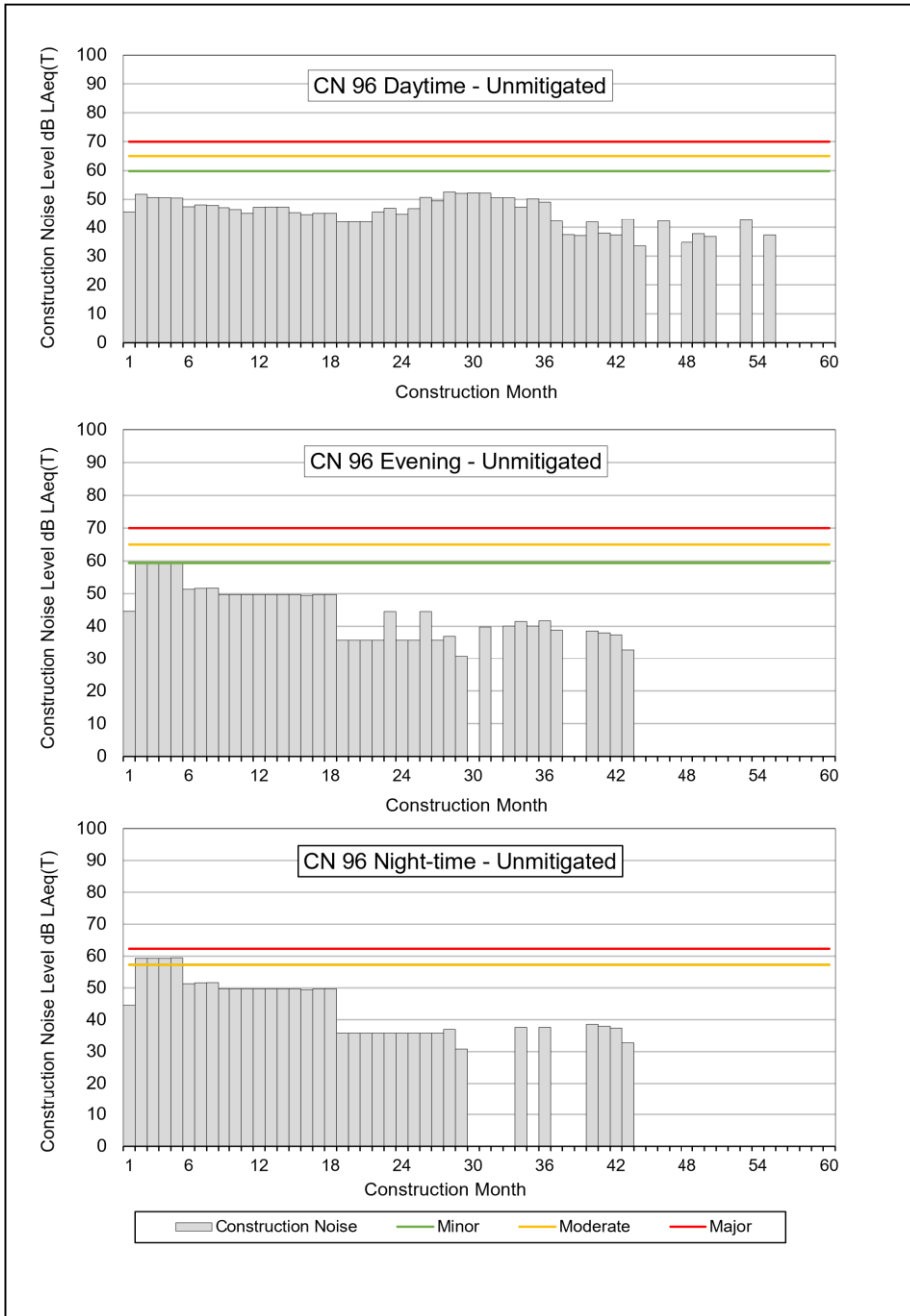
Graphical Representation of Unmitigated Construction Noise Levels at CN 95



Unmitigated Construction Noise Levels at CN 95

Predicted Daytime Construction Noise Levels												
Construction Month	1	2	3	4	5	6	7	8	9	10	11	12
dB LAeq(T)	52	49	48	45	46	43	43	43	43	42	42	44
Construction Month	13	14	15	16	17	18	19	20	21	22	23	24
dB LAeq(T)	45	45	42	42	42	42	39	39	39	39	39	42
Construction Month	25	26	27	28	29	30	31	32	33	34	35	36
dB LAeq(T)	43	46	46	46	0	0	0	40	40	36	43	43
Construction Month	37	38	39	40	41	42	43	44	45	46	47	48
dB LAeq(T)	0	0	0	0	0	0	0	30	0	0	0	0
Construction Month	49	50	51	52	53	54	55	56	57	58	59	60
dB LAeq(T)	0	34	0	0	0	0	0	0	0	0	0	0
Predicted Evening Construction Noise Levels												
Construction Month	1	2	3	4	5	6	7	8	9	10	11	12
dB LAeq(T)	52	56	56	57	57	56	57	56	47	47	47	47
Construction Month	13	14	15	16	17	18	19	20	21	22	23	24
dB LAeq(T)	47	47	47	47	47	47	31	31	31	31	31	31
Construction Month	25	26	27	28	29	30	31	32	33	34	35	36
dB LAeq(T)	31	31	31	31	0	0	0	0	0	34	0	34
Construction Month	37	38	39	40	41	42	43	44	45	46	47	48
dB LAeq(T)	0	0	0	0	0	0	31	0	0	0	0	0
Construction Month	49	50	51	52	53	54	55	56	57	58	59	60
dB LAeq(T)	0	0	0	0	0	0	0	0	0	0	0	0
Predicted Night-time Construction Noise Levels												
Construction Month	1	2	3	4	5	6	7	8	9	10	11	12
dB LAeq(T)	52	56	56	57	57	56	57	56	47	47	47	47
Construction Month	13	14	15	16	17	18	19	20	21	22	23	24
dB LAeq(T)	47	47	47	47	47	47	31	31	31	31	31	31
Construction Month	25	26	27	28	29	30	31	32	33	34	35	36
dB LAeq(T)	31	31	31	31	0	0	0	0	0	34	0	34
Construction Month	37	38	39	40	41	42	43	44	45	46	47	48
dB LAeq(T)	0	0	0	0	0	0	31	0	0	0	0	0
Construction Month	49	50	51	52	53	54	55	56	57	58	59	60
dB LAeq(T)	0	0	0	0	0	0	0	0	0	0	0	0

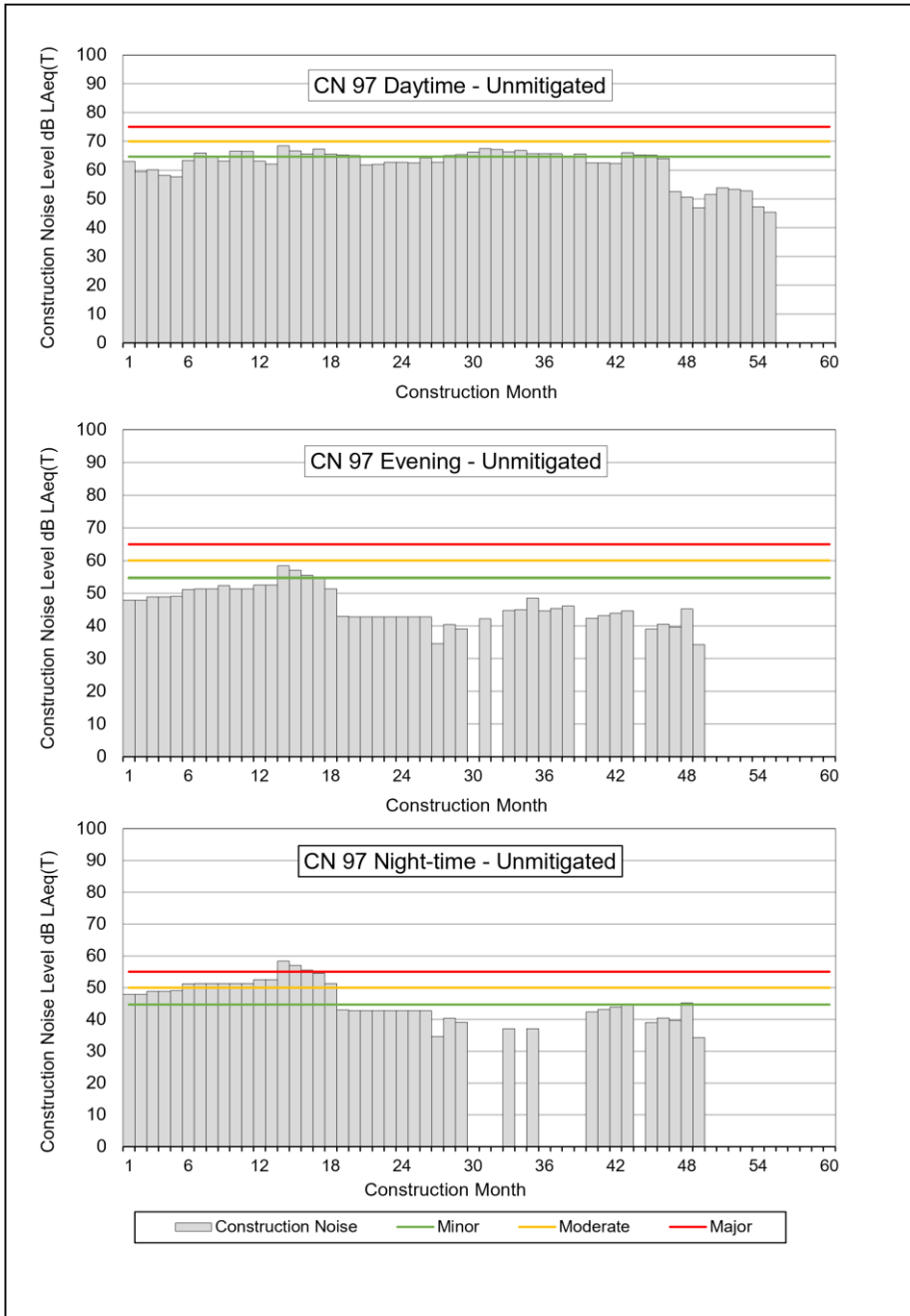
Graphical Representation of Unmitigated Construction Noise Levels at CN 96



Unmitigated Construction Noise Levels at CN 96

Predicted Daytime Construction Noise Levels												
Construction Month	1	2	3	4	5	6	7	8	9	10	11	12
dB LAeq(T)	46	52	51	51	50	47	48	48	47	47	45	47
Construction Month	13	14	15	16	17	18	19	20	21	22	23	24
dB LAeq(T)	47	47	45	45	45	45	42	42	42	46	47	45
Construction Month	25	26	27	28	29	30	31	32	33	34	35	36
dB LAeq(T)	47	51	50	53	52	52	52	51	51	47	50	49
Construction Month	37	38	39	40	41	42	43	44	45	46	47	48
dB LAeq(T)	42	38	37	42	38	37	43	34	0	42	0	35
Construction Month	49	50	51	52	53	54	55	56	57	58	59	60
dB LAeq(T)	38	37	0	0	43	0	37	0	0	0	0	0
Predicted Evening Construction Noise Levels												
Construction Month	1	2	3	4	5	6	7	8	9	10	11	12
dB LAeq(T)	45	59	59	59	59	51	52	52	50	50	50	50
Construction Month	13	14	15	16	17	18	19	20	21	22	23	24
dB LAeq(T)	50	50	50	50	50	50	36	36	36	36	45	36
Construction Month	25	26	27	28	29	30	31	32	33	34	35	36
dB LAeq(T)	36	45	36	37	31	0	40	0	40	42	40	42
Construction Month	37	38	39	40	41	42	43	44	45	46	47	48
dB LAeq(T)	39	0	0	39	38	37	33	0	0	0	0	0
Construction Month	49	50	51	52	53	54	55	56	57	58	59	60
dB LAeq(T)	0	0	0	0	0	0	0	0	0	0	0	0
Predicted Night-time Construction Noise Levels												
Construction Month	1	2	3	4	5	6	7	8	9	10	11	12
dB LAeq(T)	45	59	59	59	59	51	52	52	50	50	50	50
Construction Month	13	14	15	16	17	18	19	20	21	22	23	24
dB LAeq(T)	50	50	50	50	50	50	36	36	36	36	36	36
Construction Month	25	26	27	28	29	30	31	32	33	34	35	36
dB LAeq(T)	36	36	36	37	31	0	0	0	0	38	0	38
Construction Month	37	38	39	40	41	42	43	44	45	46	47	48
dB LAeq(T)	0	0	0	39	38	37	33	0	0	0	0	0
Construction Month	49	50	51	52	53	54	55	56	57	58	59	60
dB LAeq(T)	0	0	0	0	0	0	0	0	0	0	0	0

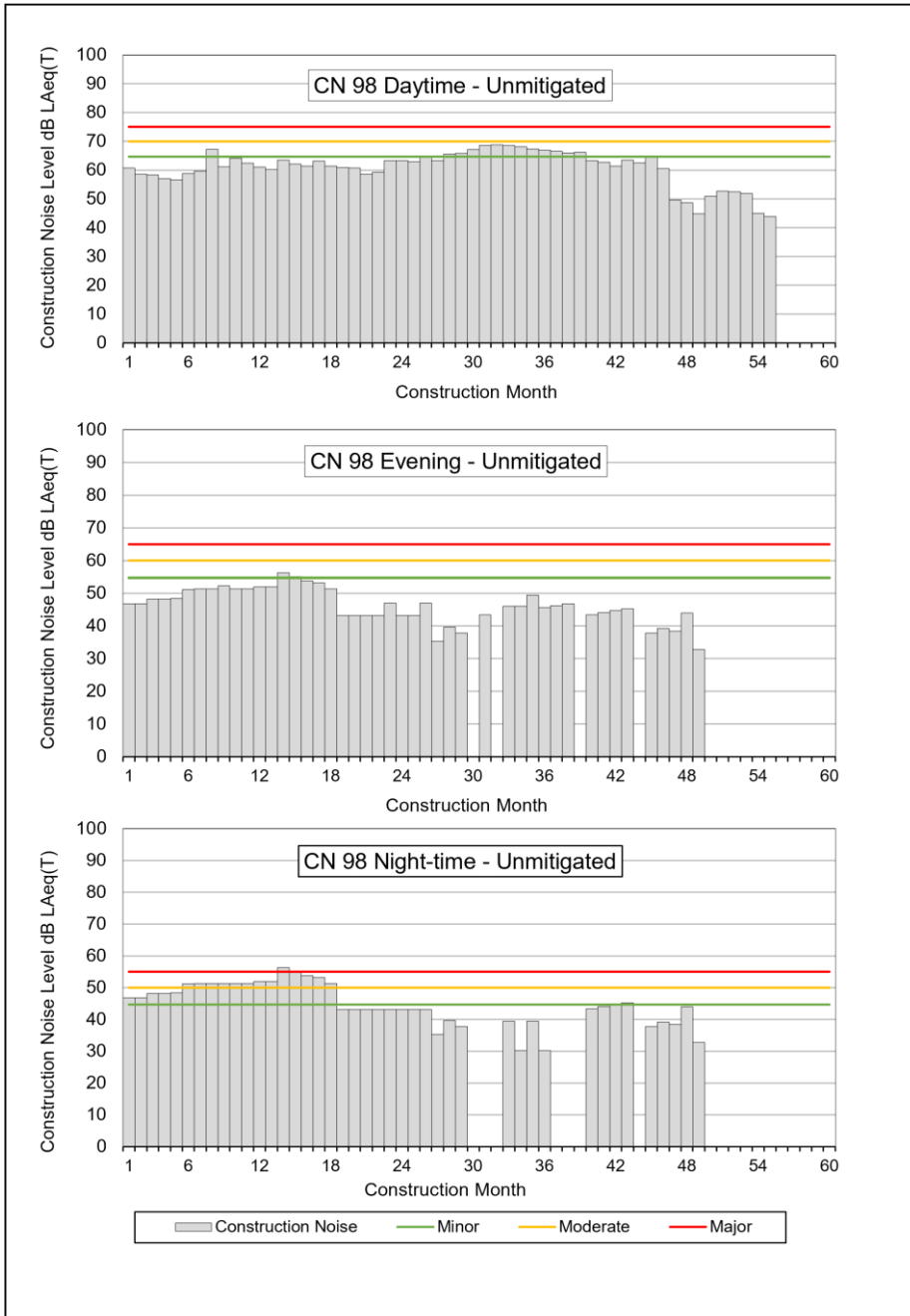
Graphical Representation of Unmitigated Construction Noise Levels at CN 97



Unmitigated Construction Noise Levels at CN 97

Predicted Daytime Construction Noise Levels												
Construction Month	1	2	3	4	5	6	7	8	9	10	11	12
dB LAeq(T)	63	59	60	58	58	63	66	65	63	67	67	63
Construction Month	13	14	15	16	17	18	19	20	21	22	23	24
dB LAeq(T)	62	68	67	66	67	66	65	65	62	62	63	63
Construction Month	25	26	27	28	29	30	31	32	33	34	35	36
dB LAeq(T)	63	64	63	65	65	66	68	67	66	67	66	66
Construction Month	37	38	39	40	41	42	43	44	45	46	47	48
dB LAeq(T)	66	65	66	63	63	62	66	65	65	64	53	51
Construction Month	49	50	51	52	53	54	55	56	57	58	59	60
dB LAeq(T)	47	52	54	53	53	47	45	0	0	0	0	0
Predicted Evening Construction Noise Levels												
Construction Month	1	2	3	4	5	6	7	8	9	10	11	12
dB LAeq(T)	48	48	49	49	49	51	51	51	52	51	51	53
Construction Month	13	14	15	16	17	18	19	20	21	22	23	24
dB LAeq(T)	53	58	57	56	55	51	43	43	43	43	43	43
Construction Month	25	26	27	28	29	30	31	32	33	34	35	36
dB LAeq(T)	43	43	35	40	39	0	42	0	45	45	49	45
Construction Month	37	38	39	40	41	42	43	44	45	46	47	48
dB LAeq(T)	45	46	0	42	43	44	45	0	39	41	40	45
Construction Month	49	50	51	52	53	54	55	56	57	58	59	60
dB LAeq(T)	34	0	0	0	0	0	0	0	0	0	0	0
Predicted Night-time Construction Noise Levels												
Construction Month	1	2	3	4	5	6	7	8	9	10	11	12
dB LAeq(T)	48	48	49	49	49	51	51	51	51	51	51	53
Construction Month	13	14	15	16	17	18	19	20	21	22	23	24
dB LAeq(T)	53	58	57	56	55	51	43	43	43	43	43	43
Construction Month	25	26	27	28	29	30	31	32	33	34	35	36
dB LAeq(T)	43	43	35	40	39	0	0	0	37	0	37	0
Construction Month	37	38	39	40	41	42	43	44	45	46	47	48
dB LAeq(T)	0	0	0	42	43	44	45	0	39	41	40	45
Construction Month	49	50	51	52	53	54	55	56	57	58	59	60
dB LAeq(T)	34	0	0	0	0	0	0	0	0	0	0	0

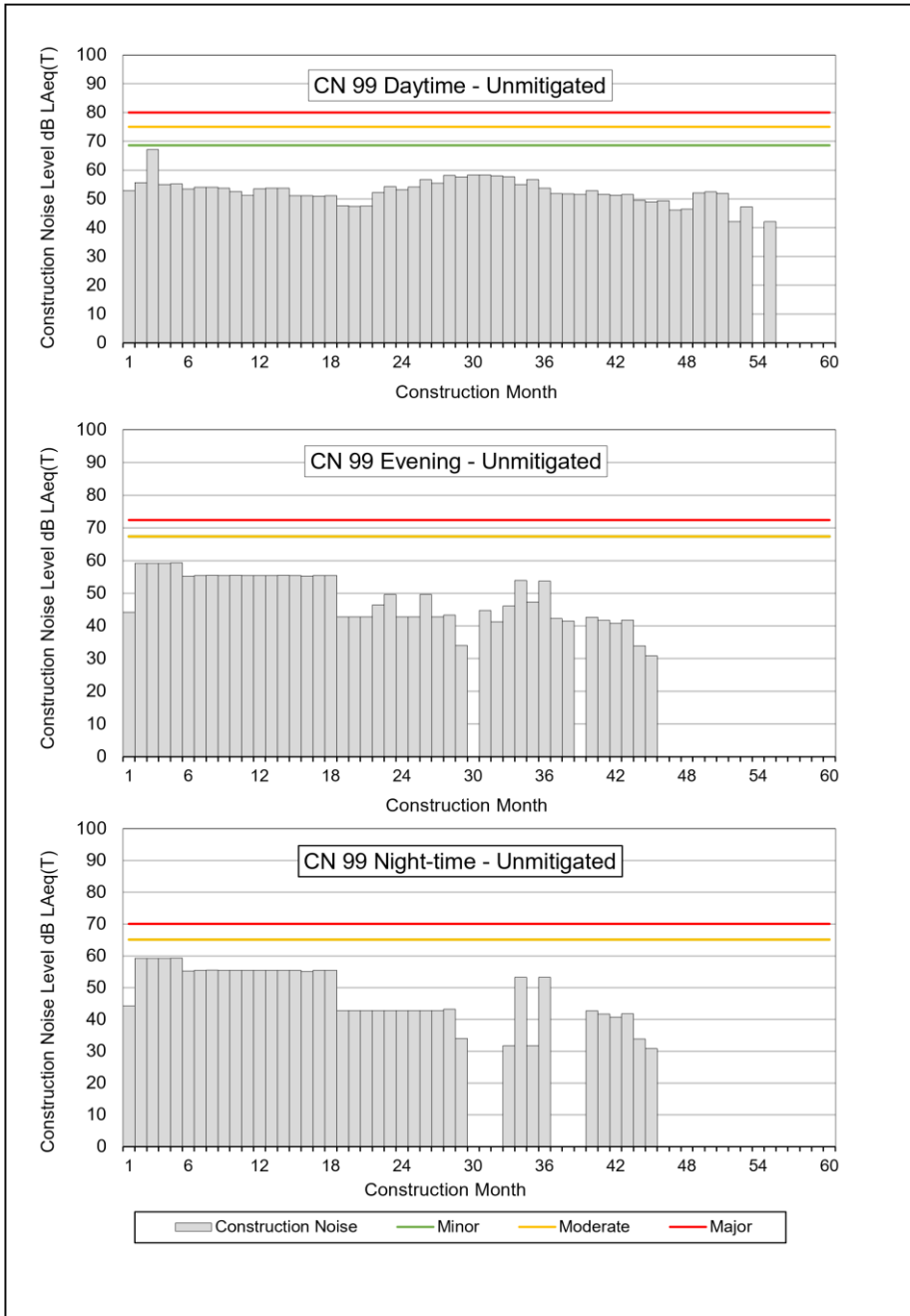
Graphical Representation of Unmitigated Construction Noise Levels at CN 98



Unmitigated Construction Noise Levels at CN 98

Predicted Daytime Construction Noise Levels												
Construction Month	1	2	3	4	5	6	7	8	9	10	11	12
dB LAeq(T)	61	59	58	57	57	59	60	67	61	64	62	61
Construction Month	13	14	15	16	17	18	19	20	21	22	23	24
dB LAeq(T)	60	64	62	61	63	61	61	61	59	59	63	63
Construction Month	25	26	27	28	29	30	31	32	33	34	35	36
dB LAeq(T)	63	65	63	66	66	67	69	69	69	68	67	67
Construction Month	37	38	39	40	41	42	43	44	45	46	47	48
dB LAeq(T)	67	66	66	63	63	61	64	63	65	61	50	49
Construction Month	49	50	51	52	53	54	55	56	57	58	59	60
dB LAeq(T)	45	51	53	53	52	45	44	0	0	0	0	0
Predicted Evening Construction Noise Levels												
Construction Month	1	2	3	4	5	6	7	8	9	10	11	12
dB LAeq(T)	47	47	48	48	48	51	51	51	52	51	51	52
Construction Month	13	14	15	16	17	18	19	20	21	22	23	24
dB LAeq(T)	52	56	55	54	53	51	43	43	43	43	47	43
Construction Month	25	26	27	28	29	30	31	32	33	34	35	36
dB LAeq(T)	43	47	35	40	38	0	43	0	46	46	49	46
Construction Month	37	38	39	40	41	42	43	44	45	46	47	48
dB LAeq(T)	46	47	0	43	44	45	45	0	38	39	38	44
Construction Month	49	50	51	52	53	54	55	56	57	58	59	60
dB LAeq(T)	33	0	0	0	0	0	0	0	0	0	0	0
Predicted Night-time Construction Noise Levels												
Construction Month	1	2	3	4	5	6	7	8	9	10	11	12
dB LAeq(T)	47	47	48	48	48	51	51	51	51	51	51	52
Construction Month	13	14	15	16	17	18	19	20	21	22	23	24
dB LAeq(T)	52	56	55	54	53	51	43	43	43	43	43	43
Construction Month	25	26	27	28	29	30	31	32	33	34	35	36
dB LAeq(T)	43	43	35	40	38	0	0	0	40	30	40	30
Construction Month	37	38	39	40	41	42	43	44	45	46	47	48
dB LAeq(T)	0	0	0	43	44	45	45	0	38	39	38	44
Construction Month	49	50	51	52	53	54	55	56	57	58	59	60
dB LAeq(T)	33	0	0	0	0	0	0	0	0	0	0	0

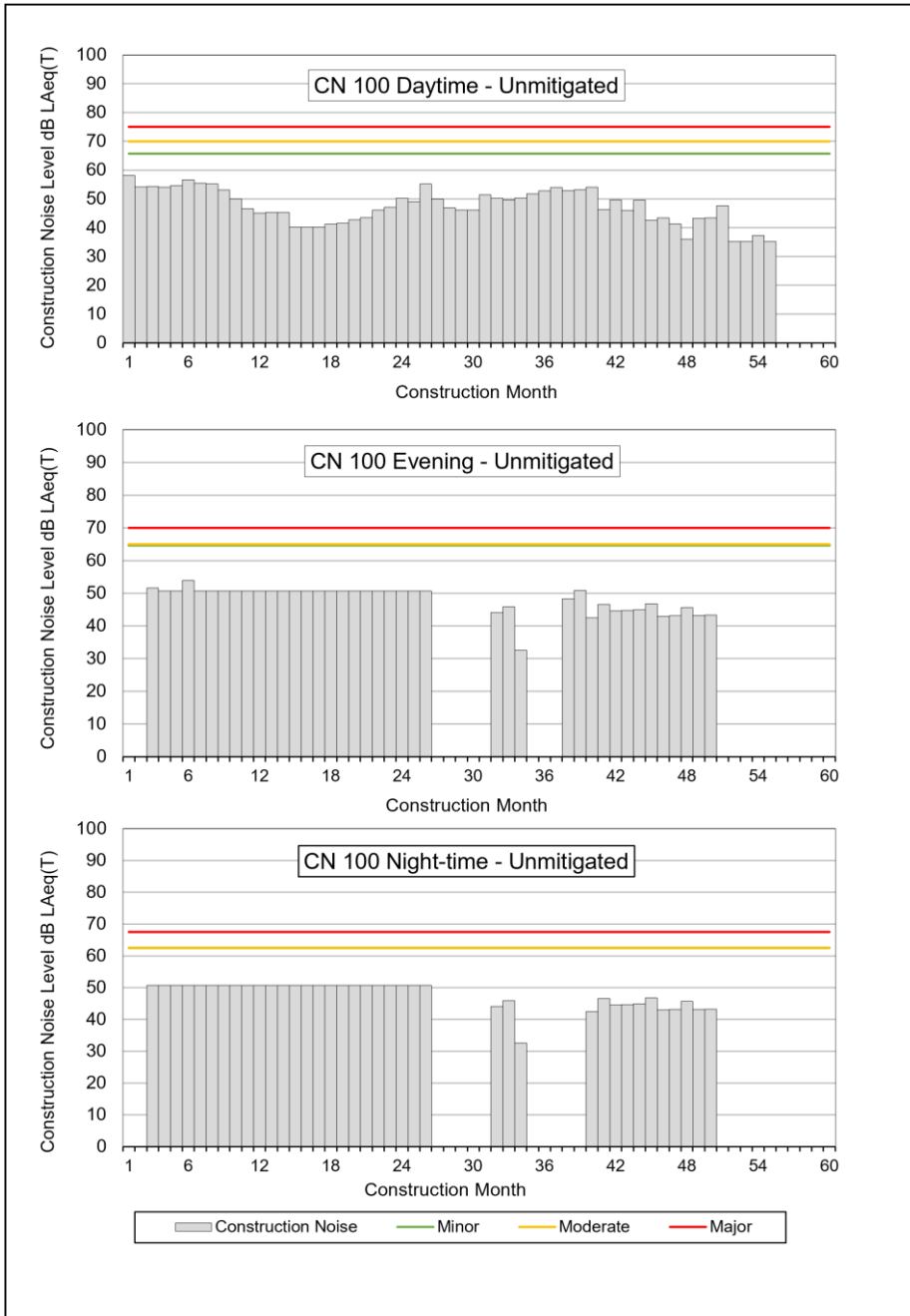
Graphical Representation of Unmitigated Construction Noise Levels at CN 99



Unmitigated Construction Noise Levels at CN 99

Predicted Daytime Construction Noise Levels												
Construction Month	1	2	3	4	5	6	7	8	9	10	11	12
dB LAeq(T)	53	56	67	55	55	53	54	54	54	53	51	54
Construction Month	13	14	15	16	17	18	19	20	21	22	23	24
dB LAeq(T)	54	54	51	51	51	51	48	47	48	52	54	53
Construction Month	25	26	27	28	29	30	31	32	33	34	35	36
dB LAeq(T)	54	57	56	58	58	58	58	58	58	55	57	54
Construction Month	37	38	39	40	41	42	43	44	45	46	47	48
dB LAeq(T)	52	52	52	53	52	51	52	50	49	49	46	47
Construction Month	49	50	51	52	53	54	55	56	57	58	59	60
dB LAeq(T)	52	53	52	42	47	0	42	0	0	0	0	0
Predicted Evening Construction Noise Levels												
Construction Month	1	2	3	4	5	6	7	8	9	10	11	12
dB LAeq(T)	44	59	59	59	59	55	55	56	55	56	55	55
Construction Month	13	14	15	16	17	18	19	20	21	22	23	24
dB LAeq(T)	55	56	55	55	55	55	43	43	43	47	50	43
Construction Month	25	26	27	28	29	30	31	32	33	34	35	36
dB LAeq(T)	43	50	43	43	34	0	45	41	46	54	47	54
Construction Month	37	38	39	40	41	42	43	44	45	46	47	48
dB LAeq(T)	42	42	0	43	42	41	42	34	31	0	0	0
Construction Month	49	50	51	52	53	54	55	56	57	58	59	60
dB LAeq(T)	0	0	0	0	0	0	0	0	0	0	0	0
Predicted Night-time Construction Noise Levels												
Construction Month	1	2	3	4	5	6	7	8	9	10	11	12
dB LAeq(T)	44	59	59	59	59	55	55	56	55	55	55	55
Construction Month	13	14	15	16	17	18	19	20	21	22	23	24
dB LAeq(T)	55	55	55	55	55	55	43	43	43	43	43	43
Construction Month	25	26	27	28	29	30	31	32	33	34	35	36
dB LAeq(T)	43	43	43	43	34	0	0	0	32	53	32	53
Construction Month	37	38	39	40	41	42	43	44	45	46	47	48
dB LAeq(T)	0	0	0	43	42	41	42	34	31	0	0	0
Construction Month	49	50	51	52	53	54	55	56	57	58	59	60
dB LAeq(T)	0	0	0	0	0	0	0	0	0	0	0	0

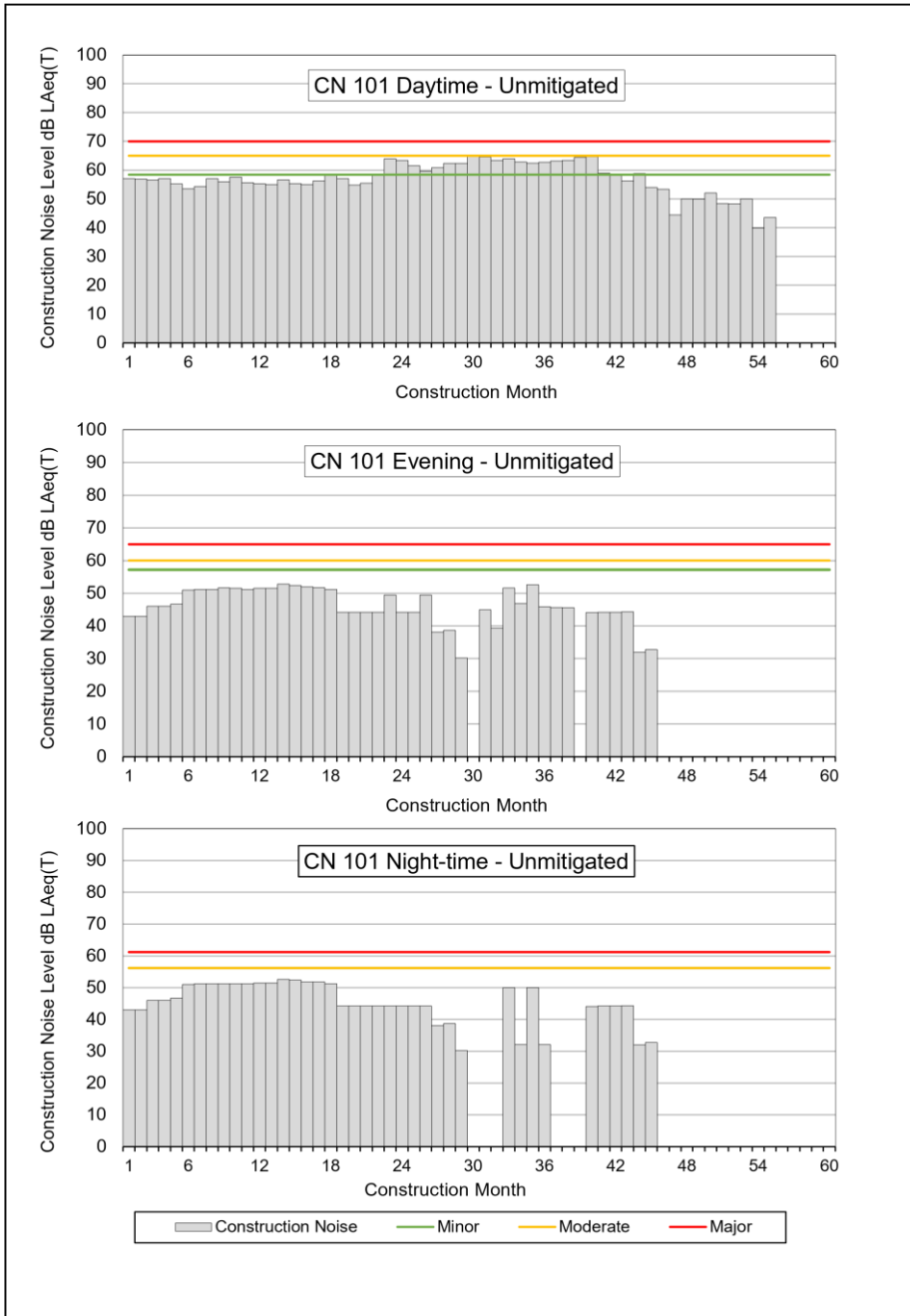
Graphical Representation of Unmitigated Construction Noise Levels at CN 100



Unmitigated Construction Noise Levels at CN 100

Predicted Daytime Construction Noise Levels												
Construction Month	1	2	3	4	5	6	7	8	9	10	11	12
dB LAeq(T)	58	54	54	54	55	57	56	55	53	50	47	45
Construction Month	13	14	15	16	17	18	19	20	21	22	23	24
dB LAeq(T)	45	45	40	40	40	41	42	43	44	46	47	50
Construction Month	25	26	27	28	29	30	31	32	33	34	35	36
dB LAeq(T)	49	55	50	47	46	46	51	50	50	50	52	53
Construction Month	37	38	39	40	41	42	43	44	45	46	47	48
dB LAeq(T)	54	53	53	54	46	50	46	50	43	43	41	36
Construction Month	49	50	51	52	53	54	55	56	57	58	59	60
dB LAeq(T)	43	43	48	35	35	37	35	0	0	0	0	0
Predicted Evening Construction Noise Levels												
Construction Month	1	2	3	4	5	6	7	8	9	10	11	12
dB LAeq(T)	0	0	52	51	51	54	51	51	51	51	51	51
Construction Month	13	14	15	16	17	18	19	20	21	22	23	24
dB LAeq(T)	51	51	51	51	51	51	51	51	51	51	51	51
Construction Month	25	26	27	28	29	30	31	32	33	34	35	36
dB LAeq(T)	51	51	0	0	0	0	0	44	46	33	0	0
Construction Month	37	38	39	40	41	42	43	44	45	46	47	48
dB LAeq(T)	0	48	51	43	47	45	45	45	47	43	43	46
Construction Month	49	50	51	52	53	54	55	56	57	58	59	60
dB LAeq(T)	43	43	0	0	0	0	0	0	0	0	0	0
Predicted Night-time Construction Noise Levels												
Construction Month	1	2	3	4	5	6	7	8	9	10	11	12
dB LAeq(T)	0	0	51	51	51	51	51	51	51	51	51	51
Construction Month	13	14	15	16	17	18	19	20	21	22	23	24
dB LAeq(T)	51	51	51	51	51	51	51	51	51	51	51	51
Construction Month	25	26	27	28	29	30	31	32	33	34	35	36
dB LAeq(T)	51	51	0	0	0	0	0	44	46	33	0	0
Construction Month	37	38	39	40	41	42	43	44	45	46	47	48
dB LAeq(T)	0	0	0	43	47	45	45	45	47	43	43	46
Construction Month	49	50	51	52	53	54	55	56	57	58	59	60
dB LAeq(T)	43	43	0	0	0	0	0	0	0	0	0	0

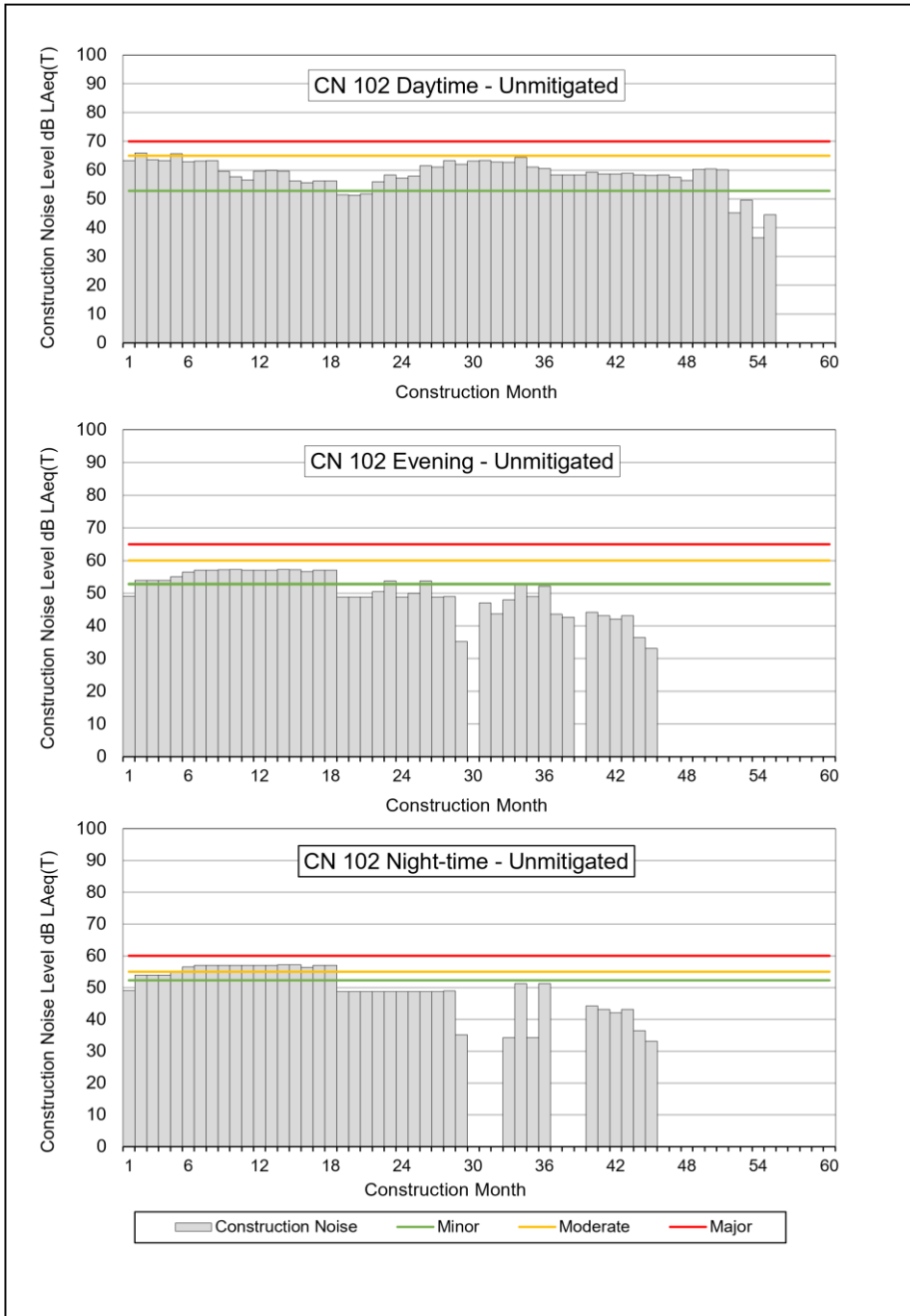
Graphical Representation of Unmitigated Construction Noise Levels at CN 101



Unmitigated Construction Noise Levels at CN 101

Predicted Daytime Construction Noise Levels												
Construction Month	1	2	3	4	5	6	7	8	9	10	11	12
dB LAeq(T)	57	57	57	57	55	54	54	57	56	58	56	55
Construction Month	13	14	15	16	17	18	19	20	21	22	23	24
dB LAeq(T)	55	57	55	55	56	58	57	55	56	58	64	63
Construction Month	25	26	27	28	29	30	31	32	33	34	35	36
dB LAeq(T)	62	60	61	62	62	65	65	63	64	63	62	63
Construction Month	37	38	39	40	41	42	43	44	45	46	47	48
dB LAeq(T)	63	63	65	65	59	58	56	59	54	53	44	50
Construction Month	49	50	51	52	53	54	55	56	57	58	59	60
dB LAeq(T)	50	52	48	48	50	40	44	0	0	0	0	0
Predicted Evening Construction Noise Levels												
Construction Month	1	2	3	4	5	6	7	8	9	10	11	12
dB LAeq(T)	43	43	46	46	47	51	51	51	52	52	51	52
Construction Month	13	14	15	16	17	18	19	20	21	22	23	24
dB LAeq(T)	52	53	52	52	52	51	44	44	44	44	50	44
Construction Month	25	26	27	28	29	30	31	32	33	34	35	36
dB LAeq(T)	44	50	38	39	30	0	45	39	52	47	53	46
Construction Month	37	38	39	40	41	42	43	44	45	46	47	48
dB LAeq(T)	46	46	0	44	44	44	44	32	33	0	0	0
Construction Month	49	50	51	52	53	54	55	56	57	58	59	60
dB LAeq(T)	0	0	0	0	0	0	0	0	0	0	0	0
Predicted Night-time Construction Noise Levels												
Construction Month	1	2	3	4	5	6	7	8	9	10	11	12
dB LAeq(T)	43	43	46	46	47	51	51	51	51	51	51	52
Construction Month	13	14	15	16	17	18	19	20	21	22	23	24
dB LAeq(T)	52	53	52	52	52	51	44	44	44	44	44	44
Construction Month	25	26	27	28	29	30	31	32	33	34	35	36
dB LAeq(T)	44	44	38	39	30	0	0	0	50	32	50	32
Construction Month	37	38	39	40	41	42	43	44	45	46	47	48
dB LAeq(T)	0	0	0	44	44	44	44	32	33	0	0	0
Construction Month	49	50	51	52	53	54	55	56	57	58	59	60
dB LAeq(T)	0	0	0	0	0	0	0	0	0	0	0	0

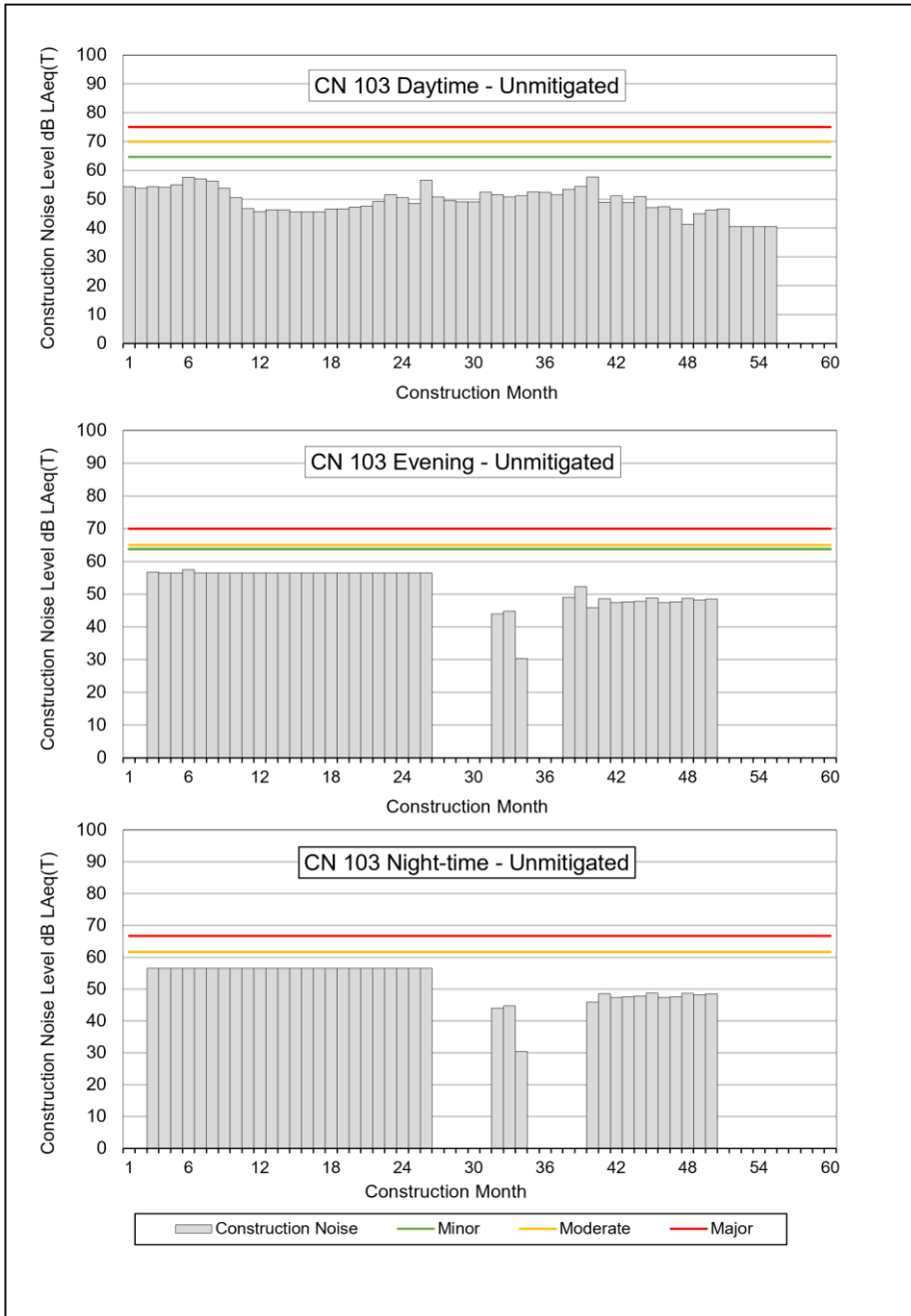
Graphical Representation of Unmitigated Construction Noise Levels at CN 102



Unmitigated Construction Noise Levels at CN 102

Predicted Daytime Construction Noise Levels												
Construction Month	1	2	3	4	5	6	7	8	9	10	11	12
dB LAeq(T)	63	66	64	63	66	63	63	63	60	58	57	60
Construction Month	13	14	15	16	17	18	19	20	21	22	23	24
dB LAeq(T)	60	60	56	56	56	56	51	51	52	56	58	57
Construction Month	25	26	27	28	29	30	31	32	33	34	35	36
dB LAeq(T)	58	62	61	63	62	63	63	63	63	65	61	61
Construction Month	37	38	39	40	41	42	43	44	45	46	47	48
dB LAeq(T)	58	58	58	59	59	59	59	58	58	58	58	56
Construction Month	49	50	51	52	53	54	55	56	57	58	59	60
dB LAeq(T)	60	60	60	45	50	37	45	0	0	0	0	0
Predicted Evening Construction Noise Levels												
Construction Month	1	2	3	4	5	6	7	8	9	10	11	12
dB LAeq(T)	49	54	54	54	55	57	57	57	57	57	57	57
Construction Month	13	14	15	16	17	18	19	20	21	22	23	24
dB LAeq(T)	57	57	57	57	57	57	49	49	49	51	54	49
Construction Month	25	26	27	28	29	30	31	32	33	34	35	36
dB LAeq(T)	50	54	49	49	35	0	47	44	48	53	49	52
Construction Month	37	38	39	40	41	42	43	44	45	46	47	48
dB LAeq(T)	44	43	0	44	43	42	43	37	33	0	0	0
Construction Month	49	50	51	52	53	54	55	56	57	58	59	60
dB LAeq(T)	0	0	0	0	0	0	0	0	0	0	0	0
Predicted Night-time Construction Noise Levels												
Construction Month	1	2	3	4	5	6	7	8	9	10	11	12
dB LAeq(T)	49	54	54	54	55	57	57	57	57	57	57	57
Construction Month	13	14	15	16	17	18	19	20	21	22	23	24
dB LAeq(T)	57	57	57	56	57	57	49	49	49	49	49	49
Construction Month	25	26	27	28	29	30	31	32	33	34	35	36
dB LAeq(T)	49	49	49	49	35	0	0	0	34	51	34	51
Construction Month	37	38	39	40	41	42	43	44	45	46	47	48
dB LAeq(T)	0	0	0	44	43	42	43	37	33	0	0	0
Construction Month	49	50	51	52	53	54	55	56	57	58	59	60
dB LAeq(T)	0	0	0	0	0	0	0	0	0	0	0	0

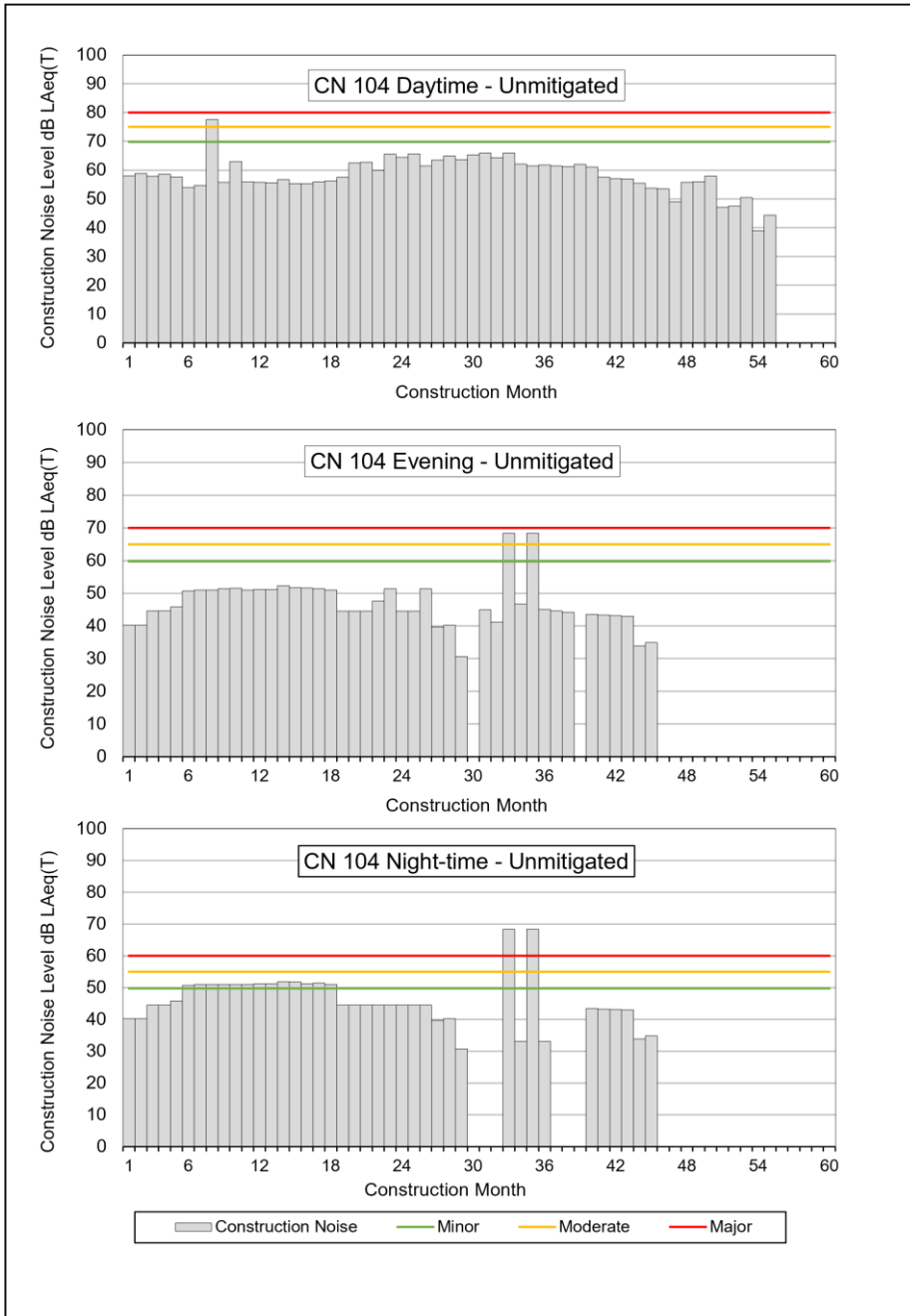
Graphical Representation of Unmitigated Construction Noise Levels at CN 103



Unmitigated Construction Noise Levels at CN 103

Predicted Daytime Construction Noise Levels												
Construction Month	1	2	3	4	5	6	7	8	9	10	11	12
dB LAeq(T)	54	54	54	54	55	58	57	56	54	51	47	46
Construction Month	13	14	15	16	17	18	19	20	21	22	23	24
dB LAeq(T)	46	46	46	46	46	47	47	47	48	49	52	51
Construction Month	25	26	27	28	29	30	31	32	33	34	35	36
dB LAeq(T)	49	57	51	50	49	49	53	52	51	51	53	52
Construction Month	37	38	39	40	41	42	43	44	45	46	47	48
dB LAeq(T)	52	53	55	58	49	51	49	51	47	47	47	41
Construction Month	49	50	51	52	53	54	55	56	57	58	59	60
dB LAeq(T)	45	46	47	41	41	41	41	0	0	0	0	0
Predicted Evening Construction Noise Levels												
Construction Month	1	2	3	4	5	6	7	8	9	10	11	12
dB LAeq(T)	0	0	57	57	57	58	57	57	57	57	57	57
Construction Month	13	14	15	16	17	18	19	20	21	22	23	24
dB LAeq(T)	57	57	57	57	57	57	57	57	57	57	57	57
Construction Month	25	26	27	28	29	30	31	32	33	34	35	36
dB LAeq(T)	57	57	0	0	0	0	0	44	45	30	0	0
Construction Month	37	38	39	40	41	42	43	44	45	46	47	48
dB LAeq(T)	0	49	52	46	49	47	48	48	49	47	48	49
Construction Month	49	50	51	52	53	54	55	56	57	58	59	60
dB LAeq(T)	48	49	0	0	0	0	0	0	0	0	0	0
Predicted Night-time Construction Noise Levels												
Construction Month	1	2	3	4	5	6	7	8	9	10	11	12
dB LAeq(T)	0	0	57	57	57	57	57	57	57	57	57	57
Construction Month	13	14	15	16	17	18	19	20	21	22	23	24
dB LAeq(T)	57	57	57	57	57	57	57	57	57	57	57	57
Construction Month	25	26	27	28	29	30	31	32	33	34	35	36
dB LAeq(T)	57	57	0	0	0	0	0	44	45	30	0	0
Construction Month	37	38	39	40	41	42	43	44	45	46	47	48
dB LAeq(T)	0	0	0	46	49	47	48	48	49	47	48	49
Construction Month	49	50	51	52	53	54	55	56	57	58	59	60
dB LAeq(T)	48	49	0	0	0	0	0	0	0	0	0	0

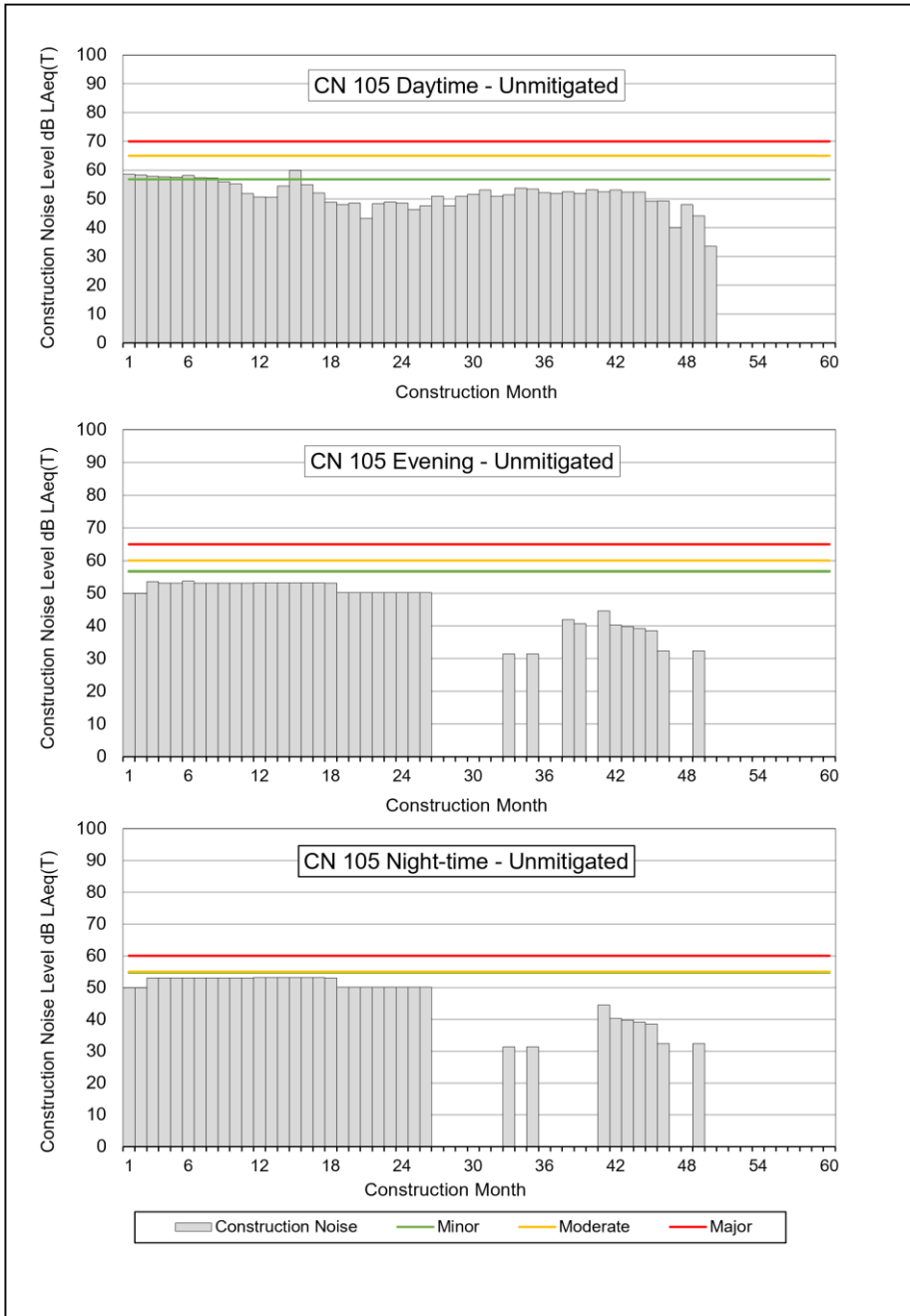
Graphical Representation of Unmitigated Construction Noise Levels at CN 104



Unmitigated Construction Noise Levels at CN 104

Predicted Daytime Construction Noise Levels												
Construction Month	1	2	3	4	5	6	7	8	9	10	11	12
dB LAeq(T)	58	59	58	59	58	54	55	78	56	63	56	56
Construction Month	13	14	15	16	17	18	19	20	21	22	23	24
dB LAeq(T)	56	57	55	55	56	56	58	63	63	60	66	65
Construction Month	25	26	27	28	29	30	31	32	33	34	35	36
dB LAeq(T)	66	62	64	65	64	65	66	64	66	62	62	62
Construction Month	37	38	39	40	41	42	43	44	45	46	47	48
dB LAeq(T)	62	61	62	61	58	57	57	56	54	54	49	56
Construction Month	49	50	51	52	53	54	55	56	57	58	59	60
dB LAeq(T)	56	58	47	48	50	39	44	0	0	0	0	0
Predicted Evening Construction Noise Levels												
Construction Month	1	2	3	4	5	6	7	8	9	10	11	12
dB LAeq(T)	40	40	45	45	46	51	51	51	51	52	51	51
Construction Month	13	14	15	16	17	18	19	20	21	22	23	24
dB LAeq(T)	51	52	52	52	51	51	45	45	45	48	51	45
Construction Month	25	26	27	28	29	30	31	32	33	34	35	36
dB LAeq(T)	45	51	40	40	31	0	45	41	68	47	68	45
Construction Month	37	38	39	40	41	42	43	44	45	46	47	48
dB LAeq(T)	45	44	0	44	43	43	43	34	35	0	0	0
Construction Month	49	50	51	52	53	54	55	56	57	58	59	60
dB LAeq(T)	0	0	0	0	0	0	0	0	0	0	0	0
Predicted Night-time Construction Noise Levels												
Construction Month	1	2	3	4	5	6	7	8	9	10	11	12
dB LAeq(T)	40	40	45	45	46	51	51	51	51	51	51	51
Construction Month	13	14	15	16	17	18	19	20	21	22	23	24
dB LAeq(T)	51	52	52	51	51	51	45	45	45	45	45	45
Construction Month	25	26	27	28	29	30	31	32	33	34	35	36
dB LAeq(T)	45	45	40	40	31	0	0	0	68	33	68	33
Construction Month	37	38	39	40	41	42	43	44	45	46	47	48
dB LAeq(T)	0	0	0	44	43	43	43	34	35	0	0	0
Construction Month	49	50	51	52	53	54	55	56	57	58	59	60
dB LAeq(T)	0	0	0	0	0	0	0	0	0	0	0	0

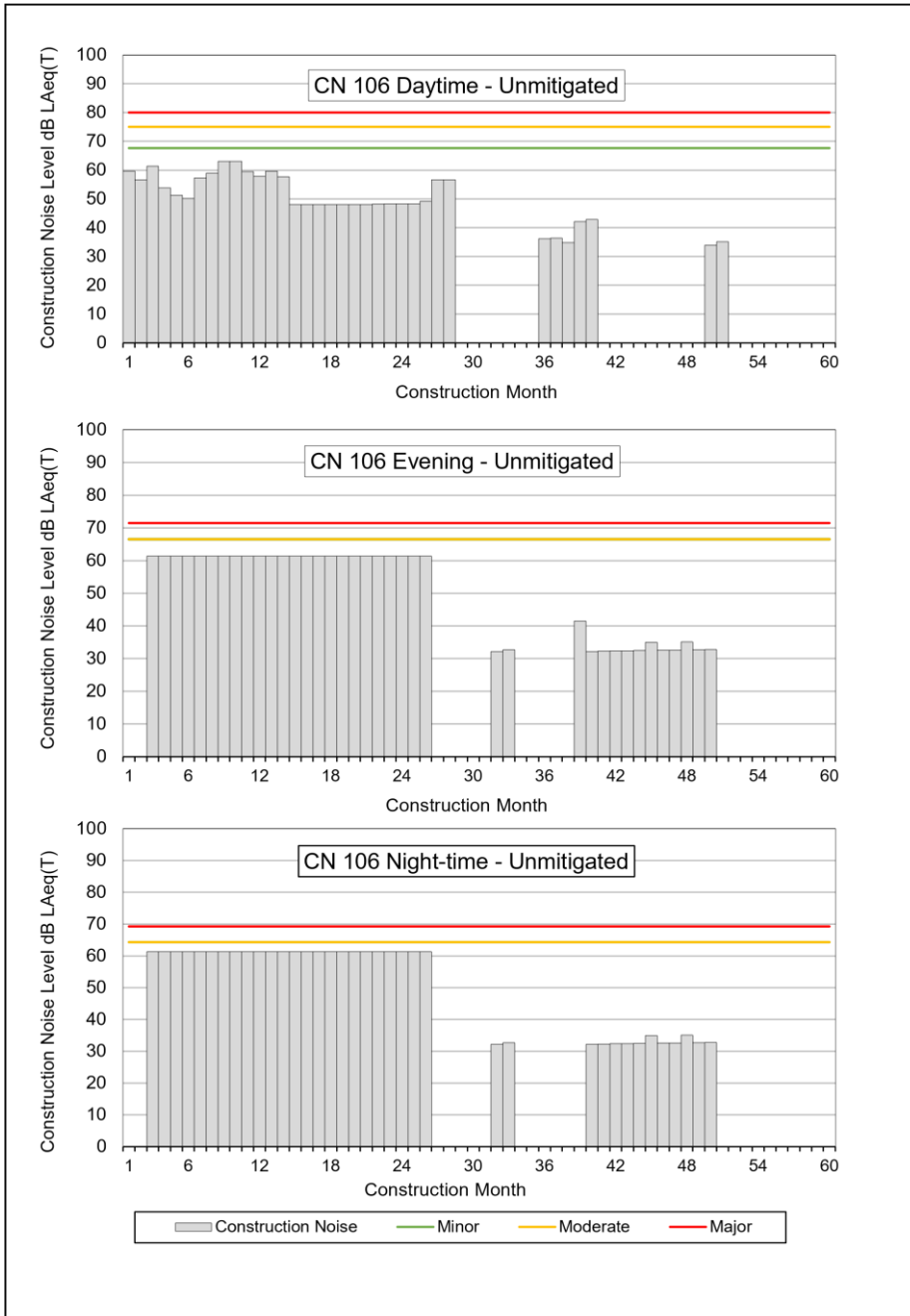
Graphical Representation of Unmitigated Construction Noise Levels at CN 105



Unmitigated Construction Noise Levels at CN 105

Predicted Daytime Construction Noise Levels												
Construction Month	1	2	3	4	5	6	7	8	9	10	11	12
dB LAeq(T)	59	58	58	58	58	58	57	57	56	55	52	51
Construction Month	13	14	15	16	17	18	19	20	21	22	23	24
dB LAeq(T)	51	55	60	55	52	49	48	49	43	48	49	49
Construction Month	25	26	27	28	29	30	31	32	33	34	35	36
dB LAeq(T)	46	48	51	48	51	52	53	51	51	54	53	52
Construction Month	37	38	39	40	41	42	43	44	45	46	47	48
dB LAeq(T)	52	53	52	53	53	53	52	52	49	49	40	48
Construction Month	49	50	51	52	53	54	55	56	57	58	59	60
dB LAeq(T)	44	34	0	0	0	0	0	0	0	0	0	0
Predicted Evening Construction Noise Levels												
Construction Month	1	2	3	4	5	6	7	8	9	10	11	12
dB LAeq(T)	50	50	54	53	53	54	53	53	53	53	53	53
Construction Month	13	14	15	16	17	18	19	20	21	22	23	24
dB LAeq(T)	53	53	53	53	53	53	50	50	50	50	50	50
Construction Month	25	26	27	28	29	30	31	32	33	34	35	36
dB LAeq(T)	50	50	0	0	0	0	0	0	31	0	31	0
Construction Month	37	38	39	40	41	42	43	44	45	46	47	48
dB LAeq(T)	0	42	41	0	45	40	40	39	39	32	0	0
Construction Month	49	50	51	52	53	54	55	56	57	58	59	60
dB LAeq(T)	32	0	0	0	0	0	0	0	0	0	0	0
Predicted Night-time Construction Noise Levels												
Construction Month	1	2	3	4	5	6	7	8	9	10	11	12
dB LAeq(T)	50	50	53	53	53	53	53	53	53	53	53	53
Construction Month	13	14	15	16	17	18	19	20	21	22	23	24
dB LAeq(T)	53	53	53	53	53	53	50	50	50	50	50	50
Construction Month	25	26	27	28	29	30	31	32	33	34	35	36
dB LAeq(T)	50	50	0	0	0	0	0	0	31	0	31	0
Construction Month	37	38	39	40	41	42	43	44	45	46	47	48
dB LAeq(T)	0	0	0	0	45	40	40	39	39	32	0	0
Construction Month	49	50	51	52	53	54	55	56	57	58	59	60
dB LAeq(T)	32	0	0	0	0	0	0	0	0	0	0	0

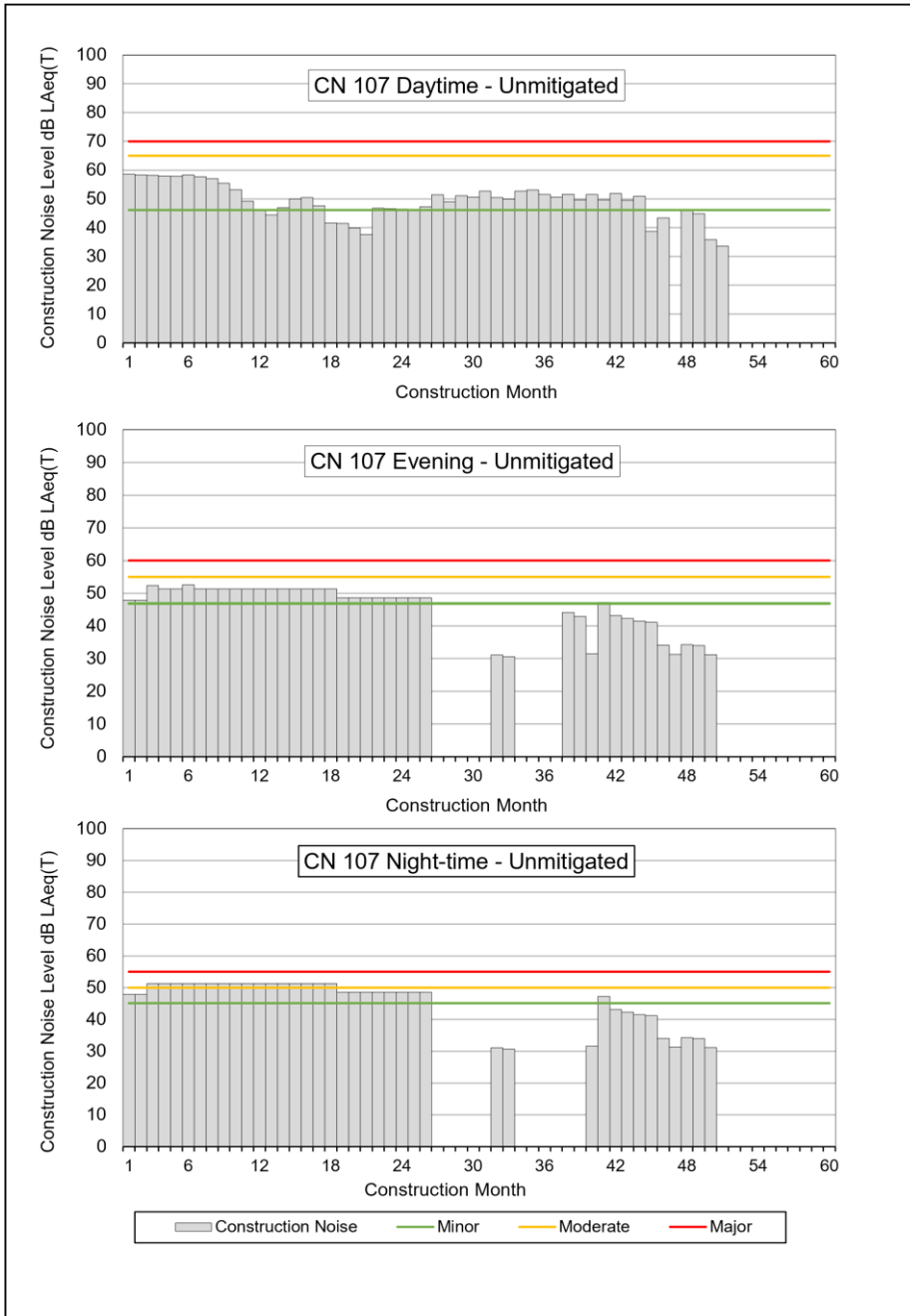
Graphical Representation of Unmitigated Construction Noise Levels at CN 106



Unmitigated Construction Noise Levels at CN 106

Predicted Daytime Construction Noise Levels												
Construction Month	1	2	3	4	5	6	7	8	9	10	11	12
dB LAeq(T)	60	57	61	54	51	50	57	59	63	63	59	58
Construction Month	13	14	15	16	17	18	19	20	21	22	23	24
dB LAeq(T)	60	58	48	48	48	48	48	48	48	48	48	48
Construction Month	25	26	27	28	29	30	31	32	33	34	35	36
dB LAeq(T)	48	49	57	57	0	0	0	0	0	0	0	36
Construction Month	37	38	39	40	41	42	43	44	45	46	47	48
dB LAeq(T)	36	35	42	43	0	0	0	0	0	0	0	0
Construction Month	49	50	51	52	53	54	55	56	57	58	59	60
dB LAeq(T)	0	34	35	0	0	0	0	0	0	0	0	0
Predicted Evening Construction Noise Levels												
Construction Month	1	2	3	4	5	6	7	8	9	10	11	12
dB LAeq(T)	0	0	61	61	61	61	61	61	61	61	61	61
Construction Month	13	14	15	16	17	18	19	20	21	22	23	24
dB LAeq(T)	61	61	61	61	61	61	61	61	61	61	61	61
Construction Month	25	26	27	28	29	30	31	32	33	34	35	36
dB LAeq(T)	61	61	0	0	0	0	0	32	33	0	0	0
Construction Month	37	38	39	40	41	42	43	44	45	46	47	48
dB LAeq(T)	0	0	42	32	32	32	32	33	35	33	33	35
Construction Month	49	50	51	52	53	54	55	56	57	58	59	60
dB LAeq(T)	33	33	0	0	0	0	0	0	0	0	0	0
Predicted Night-time Construction Noise Levels												
Construction Month	1	2	3	4	5	6	7	8	9	10	11	12
dB LAeq(T)	0	0	61	61	61	61	61	61	61	61	61	61
Construction Month	13	14	15	16	17	18	19	20	21	22	23	24
dB LAeq(T)	61	61	61	61	61	61	61	61	61	61	61	61
Construction Month	25	26	27	28	29	30	31	32	33	34	35	36
dB LAeq(T)	61	61	0	0	0	0	0	32	33	0	0	0
Construction Month	37	38	39	40	41	42	43	44	45	46	47	48
dB LAeq(T)	0	0	0	32	32	32	32	33	35	33	33	35
Construction Month	49	50	51	52	53	54	55	56	57	58	59	60
dB LAeq(T)	33	33	0	0	0	0	0	0	0	0	0	0

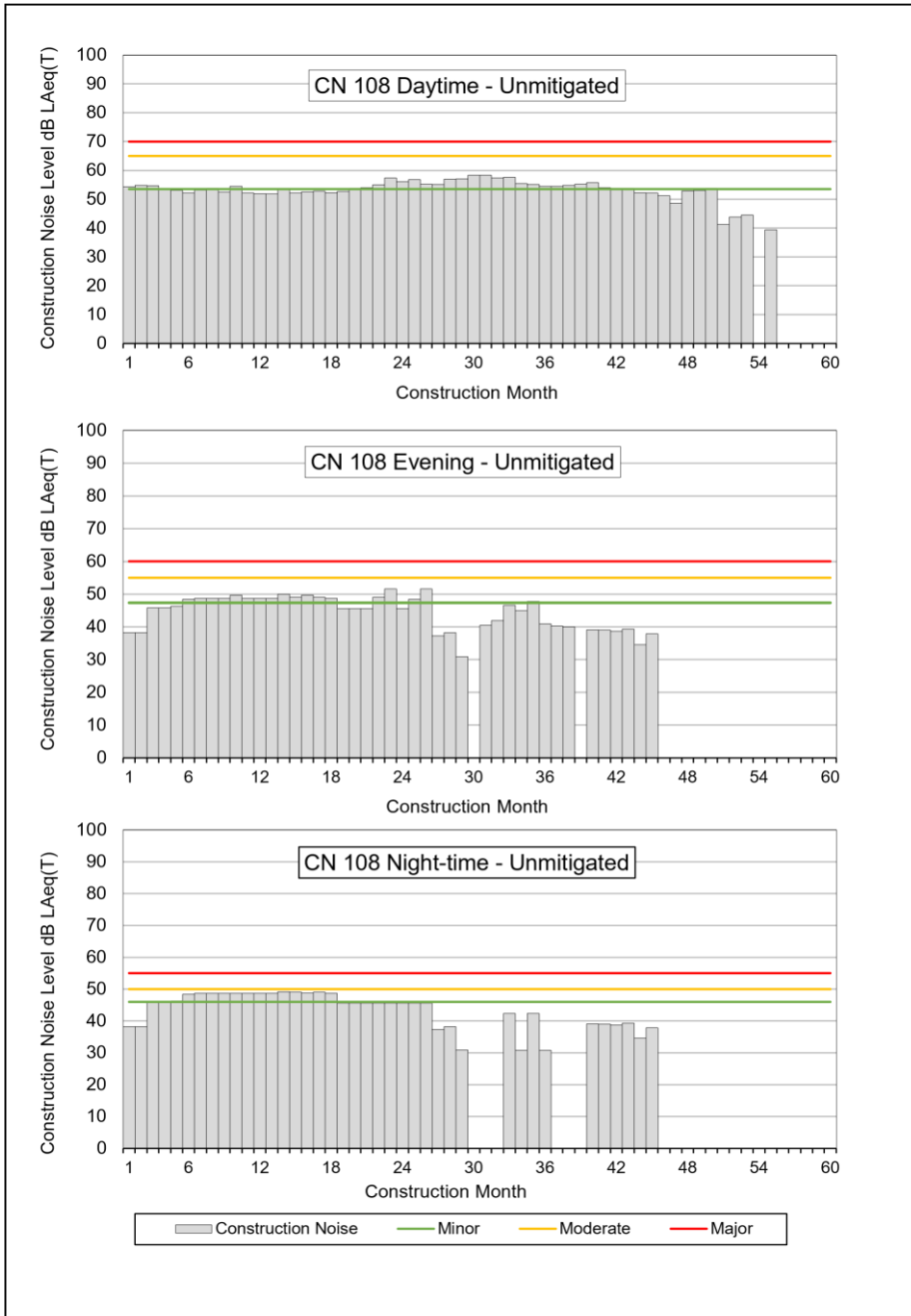
Graphical Representation of Unmitigated Construction Noise Levels at CN 107



Unmitigated Construction Noise Levels at CN 107

Predicted Daytime Construction Noise Levels												
Construction Month	1	2	3	4	5	6	7	8	9	10	11	12
dB LAeq(T)	59	58	58	58	58	58	58	57	56	53	49	46
Construction Month	13	14	15	16	17	18	19	20	21	22	23	24
dB LAeq(T)	44	47	50	50	48	42	41	40	38	47	47	47
Construction Month	25	26	27	28	29	30	31	32	33	34	35	36
dB LAeq(T)	46	47	51	49	51	51	53	50	50	53	53	52
Construction Month	37	38	39	40	41	42	43	44	45	46	47	48
dB LAeq(T)	51	52	50	52	50	52	50	51	39	43	0	46
Construction Month	49	50	51	52	53	54	55	56	57	58	59	60
dB LAeq(T)	45	36	34	0	0	0	0	0	0	0	0	0
Predicted Evening Construction Noise Levels												
Construction Month	1	2	3	4	5	6	7	8	9	10	11	12
dB LAeq(T)	48	48	52	51	51	53	51	51	51	51	51	51
Construction Month	13	14	15	16	17	18	19	20	21	22	23	24
dB LAeq(T)	51	51	51	51	51	51	49	49	49	49	49	49
Construction Month	25	26	27	28	29	30	31	32	33	34	35	36
dB LAeq(T)	49	49	0	0	0	0	0	31	31	0	0	0
Construction Month	37	38	39	40	41	42	43	44	45	46	47	48
dB LAeq(T)	0	44	43	32	47	43	42	42	41	34	31	34
Construction Month	49	50	51	52	53	54	55	56	57	58	59	60
dB LAeq(T)	34	31	0	0	0	0	0	0	0	0	0	0
Predicted Night-time Construction Noise Levels												
Construction Month	1	2	3	4	5	6	7	8	9	10	11	12
dB LAeq(T)	48	48	51	51	51	51	51	51	51	51	51	51
Construction Month	13	14	15	16	17	18	19	20	21	22	23	24
dB LAeq(T)	51	51	51	51	51	51	49	49	49	49	49	49
Construction Month	25	26	27	28	29	30	31	32	33	34	35	36
dB LAeq(T)	49	49	0	0	0	0	0	31	31	0	0	0
Construction Month	37	38	39	40	41	42	43	44	45	46	47	48
dB LAeq(T)	0	0	0	32	47	43	42	42	41	34	31	34
Construction Month	49	50	51	52	53	54	55	56	57	58	59	60
dB LAeq(T)	34	31	0	0	0	0	0	0	0	0	0	0

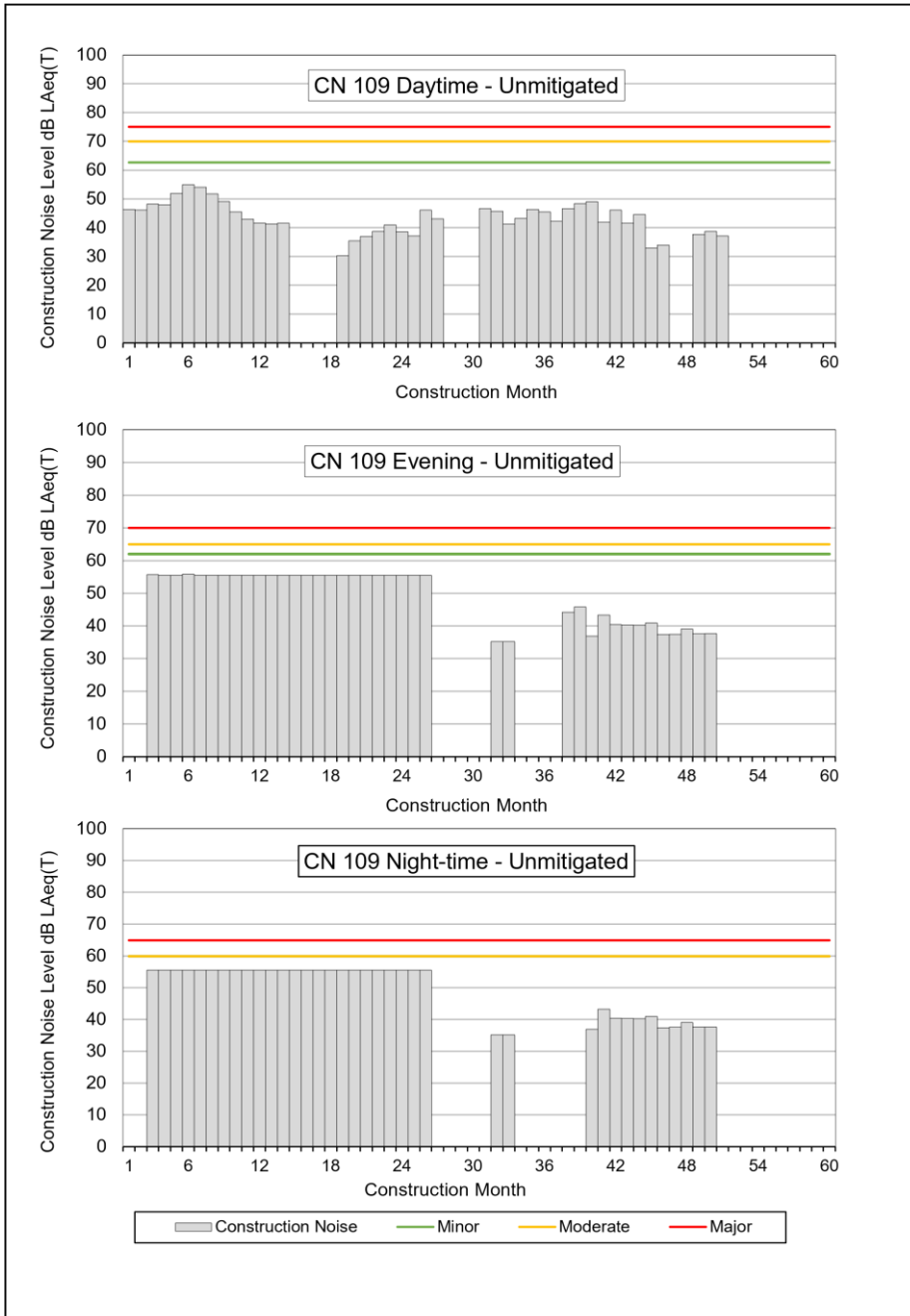
Graphical Representation of Unmitigated Construction Noise Levels at CN 108



Unmitigated Construction Noise Levels at CN 108

Predicted Daytime Construction Noise Levels												
Construction Month	1	2	3	4	5	6	7	8	9	10	11	12
dB LAeq(T)	54	55	55	53	53	52	53	54	53	55	52	52
Construction Month	13	14	15	16	17	18	19	20	21	22	23	24
dB LAeq(T)	52	53	52	53	53	52	53	54	54	55	57	56
Construction Month	25	26	27	28	29	30	31	32	33	34	35	36
dB LAeq(T)	57	55	55	57	57	58	58	57	58	56	55	55
Construction Month	37	38	39	40	41	42	43	44	45	46	47	48
dB LAeq(T)	55	55	55	56	54	54	54	52	52	51	49	53
Construction Month	49	50	51	52	53	54	55	56	57	58	59	60
dB LAeq(T)	53	54	41	44	45	0	39	0	0	0	0	0
Predicted Evening Construction Noise Levels												
Construction Month	1	2	3	4	5	6	7	8	9	10	11	12
dB LAeq(T)	38	38	46	46	46	48	49	49	49	50	49	49
Construction Month	13	14	15	16	17	18	19	20	21	22	23	24
dB LAeq(T)	49	50	49	50	49	49	46	46	46	49	52	46
Construction Month	25	26	27	28	29	30	31	32	33	34	35	36
dB LAeq(T)	48	52	37	38	31	0	41	42	47	45	48	41
Construction Month	37	38	39	40	41	42	43	44	45	46	47	48
dB LAeq(T)	40	40	0	39	39	39	39	35	38	0	0	0
Construction Month	49	50	51	52	53	54	55	56	57	58	59	60
dB LAeq(T)	0	0	0	0	0	0	0	0	0	0	0	0
Predicted Night-time Construction Noise Levels												
Construction Month	1	2	3	4	5	6	7	8	9	10	11	12
dB LAeq(T)	38	38	46	46	46	48	49	49	49	49	49	49
Construction Month	13	14	15	16	17	18	19	20	21	22	23	24
dB LAeq(T)	49	49	49	49	49	49	46	46	46	46	46	46
Construction Month	25	26	27	28	29	30	31	32	33	34	35	36
dB LAeq(T)	46	46	37	38	31	0	0	0	42	31	42	31
Construction Month	37	38	39	40	41	42	43	44	45	46	47	48
dB LAeq(T)	0	0	0	39	39	39	39	35	38	0	0	0
Construction Month	49	50	51	52	53	54	55	56	57	58	59	60
dB LAeq(T)	0	0	0	0	0	0	0	0	0	0	0	0

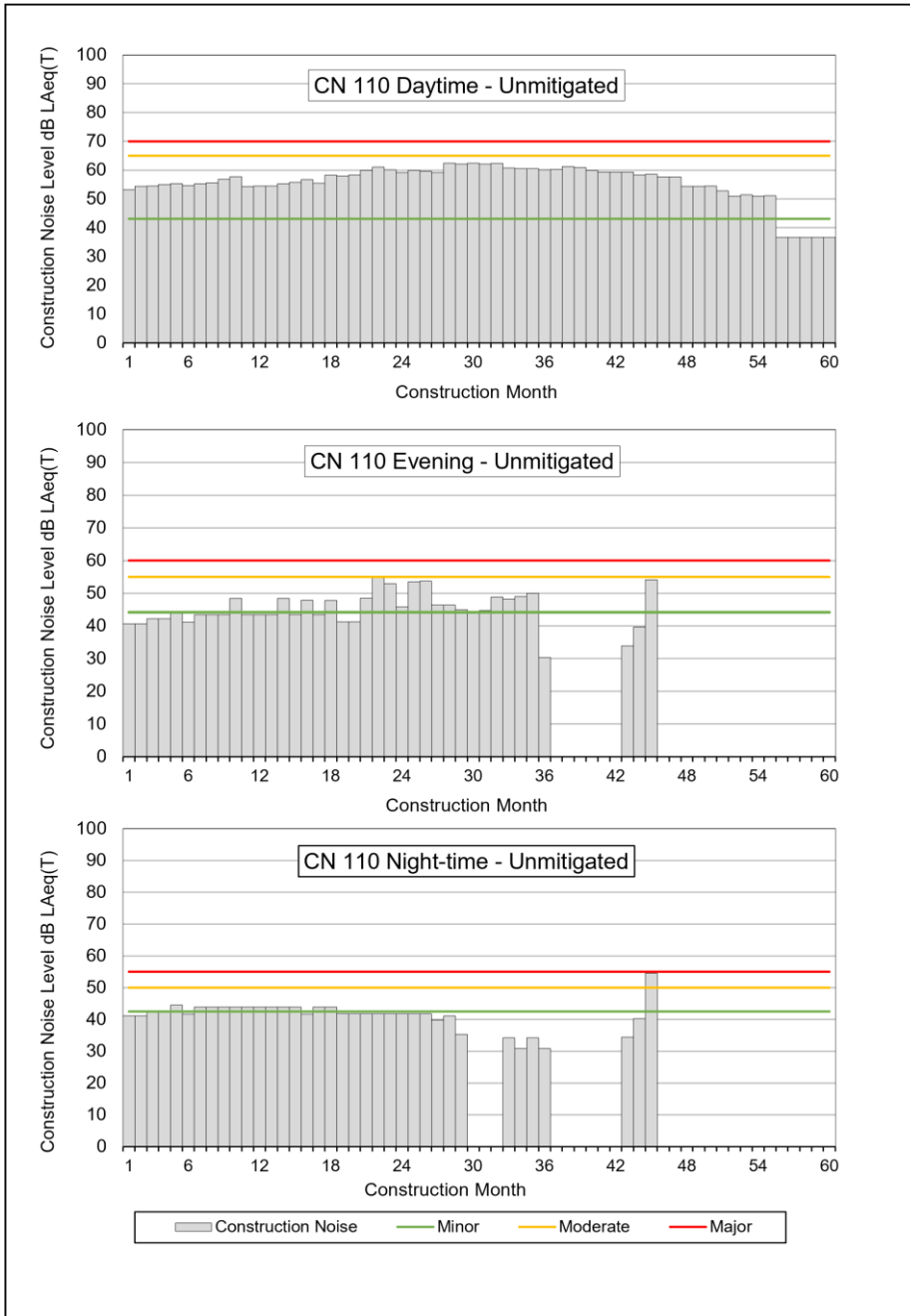
Graphical Representation of Unmitigated Construction Noise Levels at CN 109



Unmitigated Construction Noise Levels at CN 109

Predicted Daytime Construction Noise Levels												
Construction Month	1	2	3	4	5	6	7	8	9	10	11	12
dB LAeq(T)	46	46	48	48	52	55	54	52	49	46	43	42
Construction Month	13	14	15	16	17	18	19	20	21	22	23	24
dB LAeq(T)	41	42	0	0	0	0	30	36	37	39	41	39
Construction Month	25	26	27	28	29	30	31	32	33	34	35	36
dB LAeq(T)	37	46	43	0	0	0	47	46	41	43	46	46
Construction Month	37	38	39	40	41	42	43	44	45	46	47	48
dB LAeq(T)	42	47	48	49	42	46	42	45	33	34	0	0
Construction Month	49	50	51	52	53	54	55	56	57	58	59	60
dB LAeq(T)	38	39	37	0	0	0	0	0	0	0	0	0
Predicted Evening Construction Noise Levels												
Construction Month	1	2	3	4	5	6	7	8	9	10	11	12
dB LAeq(T)	0	0	56	56	56	56	56	56	56	56	56	56
Construction Month	13	14	15	16	17	18	19	20	21	22	23	24
dB LAeq(T)	56	56	56	56	56	56	56	56	56	56	56	56
Construction Month	25	26	27	28	29	30	31	32	33	34	35	36
dB LAeq(T)	56	56	0	0	0	0	0	35	35	0	0	0
Construction Month	37	38	39	40	41	42	43	44	45	46	47	48
dB LAeq(T)	0	44	46	37	43	40	40	40	41	37	38	39
Construction Month	49	50	51	52	53	54	55	56	57	58	59	60
dB LAeq(T)	38	38	0	0	0	0	0	0	0	0	0	0
Predicted Night-time Construction Noise Levels												
Construction Month	1	2	3	4	5	6	7	8	9	10	11	12
dB LAeq(T)	0	0	56	56	56	56	56	56	56	56	56	56
Construction Month	13	14	15	16	17	18	19	20	21	22	23	24
dB LAeq(T)	56	56	56	56	56	56	56	56	56	56	56	56
Construction Month	25	26	27	28	29	30	31	32	33	34	35	36
dB LAeq(T)	56	56	0	0	0	0	0	35	35	0	0	0
Construction Month	37	38	39	40	41	42	43	44	45	46	47	48
dB LAeq(T)	0	0	0	37	43	40	40	40	41	37	38	39
Construction Month	49	50	51	52	53	54	55	56	57	58	59	60
dB LAeq(T)	38	38	0	0	0	0	0	0	0	0	0	0

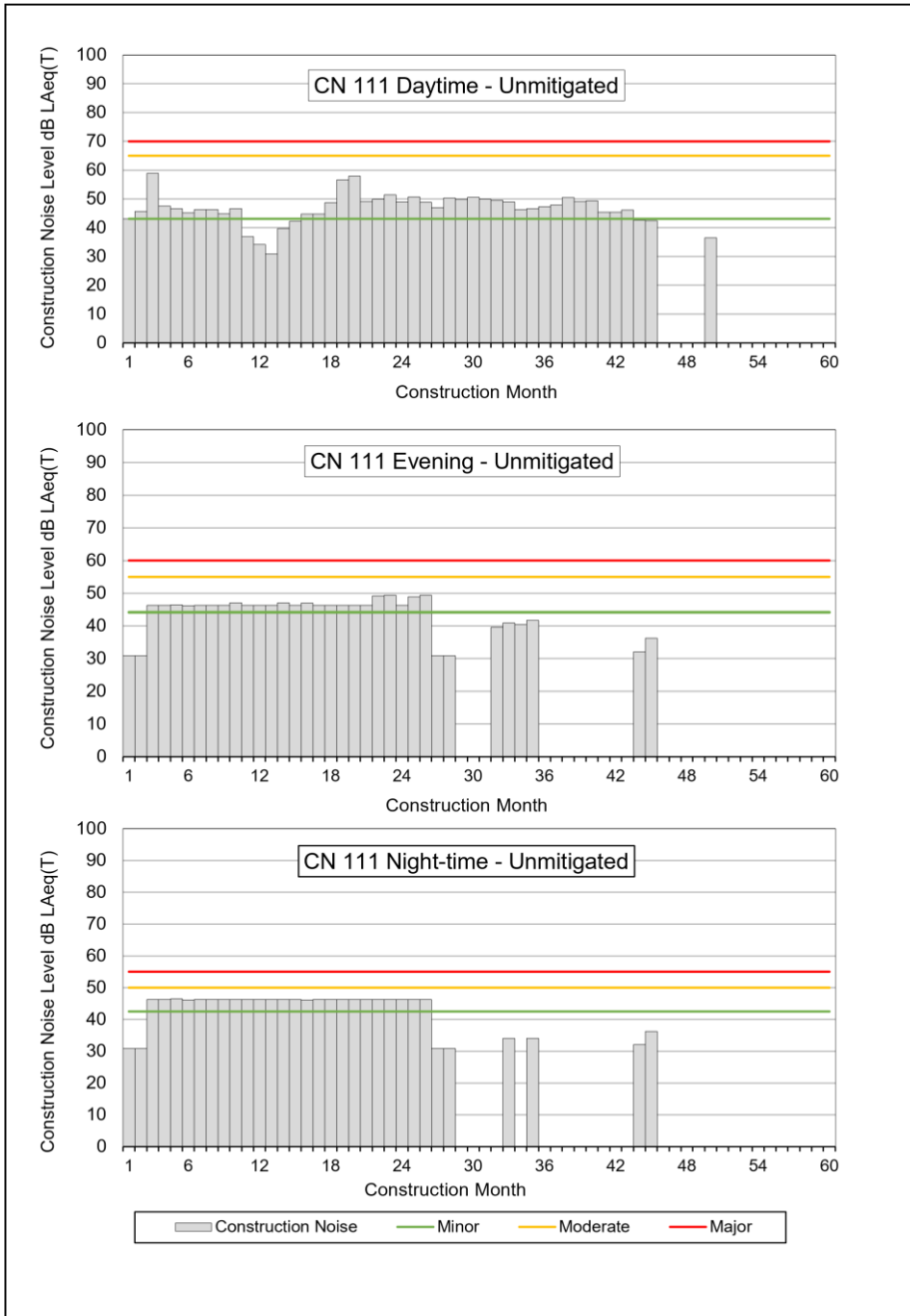
Graphical Representation of Unmitigated Construction Noise Levels at CN 110



Unmitigated Construction Noise Levels at CN 110

Predicted Daytime Construction Noise Levels												
Construction Month	1	2	3	4	5	6	7	8	9	10	11	12
dB LAeq(T)	53	54	55	55	55	55	55	56	57	58	54	55
Construction Month	13	14	15	16	17	18	19	20	21	22	23	24
dB LAeq(T)	55	55	56	57	56	58	58	58	60	61	60	59
Construction Month	25	26	27	28	29	30	31	32	33	34	35	36
dB LAeq(T)	60	60	59	62	62	62	62	62	61	61	61	60
Construction Month	37	38	39	40	41	42	43	44	45	46	47	48
dB LAeq(T)	60	61	61	60	59	59	59	58	59	58	58	54
Construction Month	49	50	51	52	53	54	55	56	57	58	59	60
dB LAeq(T)	54	55	53	51	51	51	51	37	37	37	37	37
Predicted Evening Construction Noise Levels												
Construction Month	1	2	3	4	5	6	7	8	9	10	11	12
dB LAeq(T)	41	41	42	42	44	41	43	43	43	48	43	43
Construction Month	13	14	15	16	17	18	19	20	21	22	23	24
dB LAeq(T)	43	48	43	48	43	48	41	41	49	55	53	46
Construction Month	25	26	27	28	29	30	31	32	33	34	35	36
dB LAeq(T)	54	54	46	46	45	44	45	49	48	49	50	30
Construction Month	37	38	39	40	41	42	43	44	45	46	47	48
dB LAeq(T)	0	0	0	0	0	0	34	40	54	0	0	0
Construction Month	49	50	51	52	53	54	55	56	57	58	59	60
dB LAeq(T)	0	0	0	0	0	0	0	0	0	0	0	0
Predicted Night-time Construction Noise Levels												
Construction Month	1	2	3	4	5	6	7	8	9	10	11	12
dB LAeq(T)	41	41	43	43	45	42	44	44	44	44	44	44
Construction Month	13	14	15	16	17	18	19	20	21	22	23	24
dB LAeq(T)	44	44	44	42	44	44	42	42	42	42	42	42
Construction Month	25	26	27	28	29	30	31	32	33	34	35	36
dB LAeq(T)	42	42	40	41	35	0	0	0	34	31	34	31
Construction Month	37	38	39	40	41	42	43	44	45	46	47	48
dB LAeq(T)	0	0	0	0	0	0	34	40	55	0	0	0
Construction Month	49	50	51	52	53	54	55	56	57	58	59	60
dB LAeq(T)	0	0	0	0	0	0	0	0	0	0	0	0

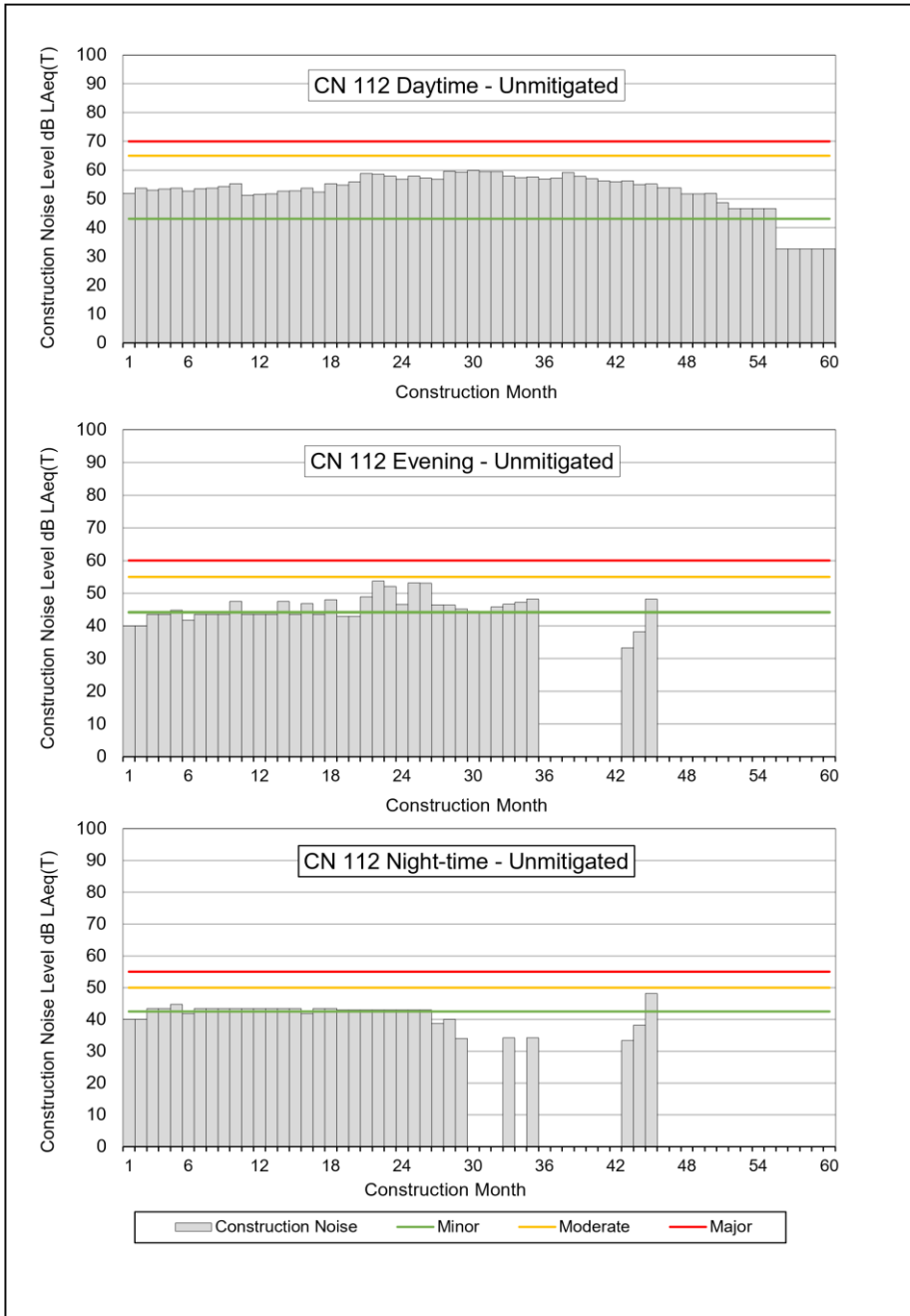
Graphical Representation of Unmitigated Construction Noise Levels at CN 111



Unmitigated Construction Noise Levels at CN 111

Predicted Daytime Construction Noise Levels												
Construction Month	1	2	3	4	5	6	7	8	9	10	11	12
dB LAeq(T)	43	46	59	48	47	45	46	46	45	47	37	34
Construction Month	13	14	15	16	17	18	19	20	21	22	23	24
dB LAeq(T)	31	40	42	45	45	49	57	58	49	50	51	49
Construction Month	25	26	27	28	29	30	31	32	33	34	35	36
dB LAeq(T)	51	49	47	50	50	51	50	50	49	46	47	47
Construction Month	37	38	39	40	41	42	43	44	45	46	47	48
dB LAeq(T)	48	50	49	49	45	45	46	43	42	0	0	0
Construction Month	49	50	51	52	53	54	55	56	57	58	59	60
dB LAeq(T)	0	37	0	0	0	0	0	0	0	0	0	0
Predicted Evening Construction Noise Levels												
Construction Month	1	2	3	4	5	6	7	8	9	10	11	12
dB LAeq(T)	31	31	46	46	47	46	46	46	46	47	46	46
Construction Month	13	14	15	16	17	18	19	20	21	22	23	24
dB LAeq(T)	46	47	46	47	46	46	46	46	46	49	49	46
Construction Month	25	26	27	28	29	30	31	32	33	34	35	36
dB LAeq(T)	49	49	31	31	0	0	0	40	41	40	42	0
Construction Month	37	38	39	40	41	42	43	44	45	46	47	48
dB LAeq(T)	0	0	0	0	0	0	0	32	36	0	0	0
Construction Month	49	50	51	52	53	54	55	56	57	58	59	60
dB LAeq(T)	0	0	0	0	0	0	0	0	0	0	0	0
Predicted Night-time Construction Noise Levels												
Construction Month	1	2	3	4	5	6	7	8	9	10	11	12
dB LAeq(T)	31	31	46	46	47	46	46	46	46	46	46	46
Construction Month	13	14	15	16	17	18	19	20	21	22	23	24
dB LAeq(T)	46	46	46	46	46	46	46	46	46	46	46	46
Construction Month	25	26	27	28	29	30	31	32	33	34	35	36
dB LAeq(T)	46	46	31	31	0	0	0	0	34	0	34	0
Construction Month	37	38	39	40	41	42	43	44	45	46	47	48
dB LAeq(T)	0	0	0	0	0	0	0	32	36	0	0	0
Construction Month	49	50	51	52	53	54	55	56	57	58	59	60
dB LAeq(T)	0	0	0	0	0	0	0	0	0	0	0	0

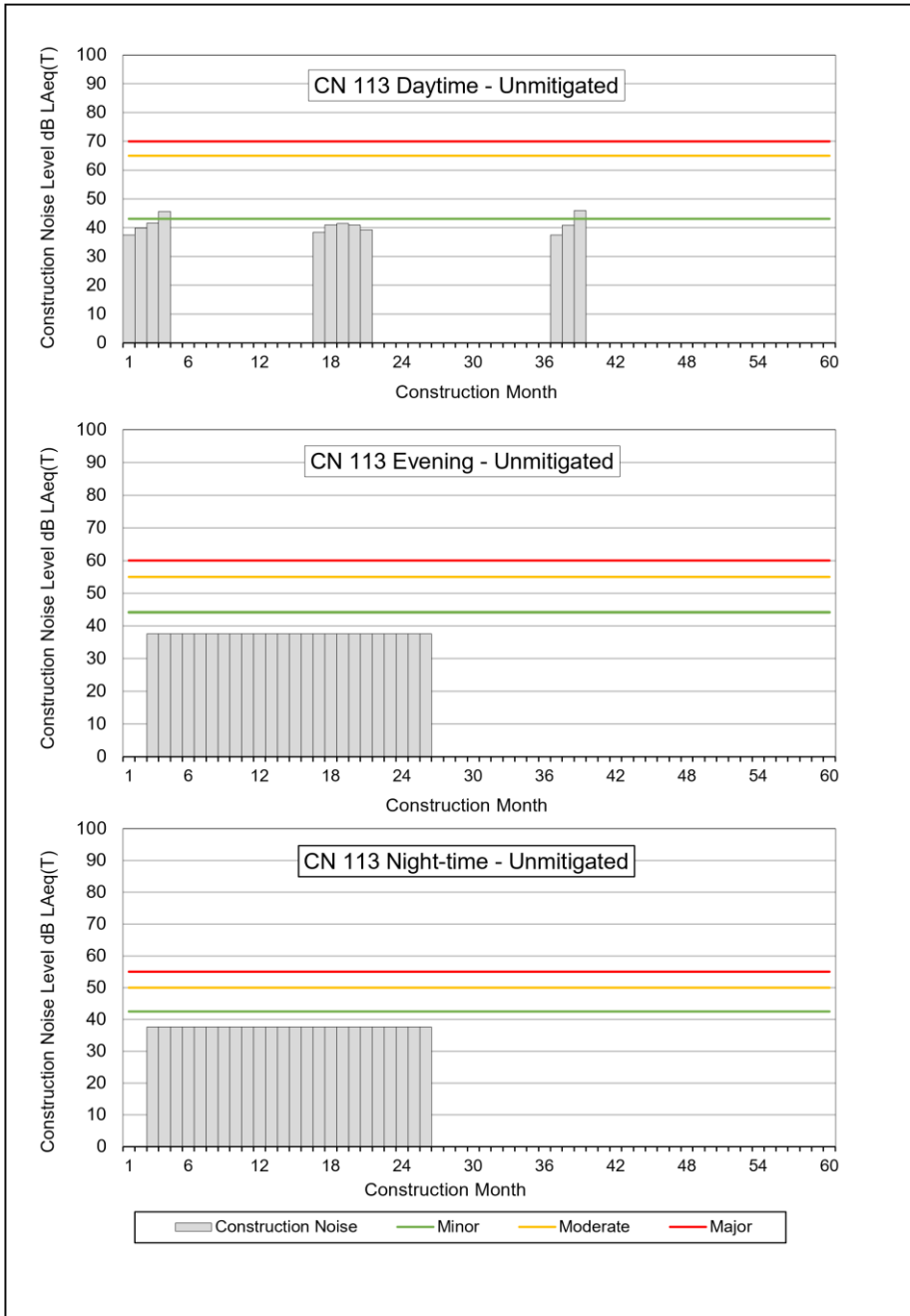
Graphical Representation of Unmitigated Construction Noise Levels at CN 112



Unmitigated Construction Noise Levels at CN 112

Predicted Daytime Construction Noise Levels												
Construction Month	1	2	3	4	5	6	7	8	9	10	11	12
dB LAeq(T)	52	54	53	53	54	53	54	54	54	55	51	52
Construction Month	13	14	15	16	17	18	19	20	21	22	23	24
dB LAeq(T)	52	53	53	54	52	55	55	56	59	59	58	57
Construction Month	25	26	27	28	29	30	31	32	33	34	35	36
dB LAeq(T)	58	57	57	60	59	60	59	59	58	57	58	57
Construction Month	37	38	39	40	41	42	43	44	45	46	47	48
dB LAeq(T)	57	59	58	57	56	56	56	55	55	54	54	52
Construction Month	49	50	51	52	53	54	55	56	57	58	59	60
dB LAeq(T)	52	52	49	47	47	47	47	33	33	33	33	33
Predicted Evening Construction Noise Levels												
Construction Month	1	2	3	4	5	6	7	8	9	10	11	12
dB LAeq(T)	40	40	44	44	45	42	44	44	44	48	44	44
Construction Month	13	14	15	16	17	18	19	20	21	22	23	24
dB LAeq(T)	44	48	44	47	44	48	43	43	49	54	52	47
Construction Month	25	26	27	28	29	30	31	32	33	34	35	36
dB LAeq(T)	53	53	47	46	45	45	44	46	47	47	48	0
Construction Month	37	38	39	40	41	42	43	44	45	46	47	48
dB LAeq(T)	0	0	0	0	0	0	33	38	48	0	0	0
Construction Month	49	50	51	52	53	54	55	56	57	58	59	60
dB LAeq(T)	0	0	0	0	0	0	0	0	0	0	0	0
Predicted Night-time Construction Noise Levels												
Construction Month	1	2	3	4	5	6	7	8	9	10	11	12
dB LAeq(T)	40	40	44	44	45	42	44	44	44	44	44	44
Construction Month	13	14	15	16	17	18	19	20	21	22	23	24
dB LAeq(T)	44	44	44	42	44	44	43	43	43	43	43	43
Construction Month	25	26	27	28	29	30	31	32	33	34	35	36
dB LAeq(T)	43	43	39	40	34	0	0	0	34	0	34	0
Construction Month	37	38	39	40	41	42	43	44	45	46	47	48
dB LAeq(T)	0	0	0	0	0	0	33	38	48	0	0	0
Construction Month	49	50	51	52	53	54	55	56	57	58	59	60
dB LAeq(T)	0	0	0	0	0	0	0	0	0	0	0	0

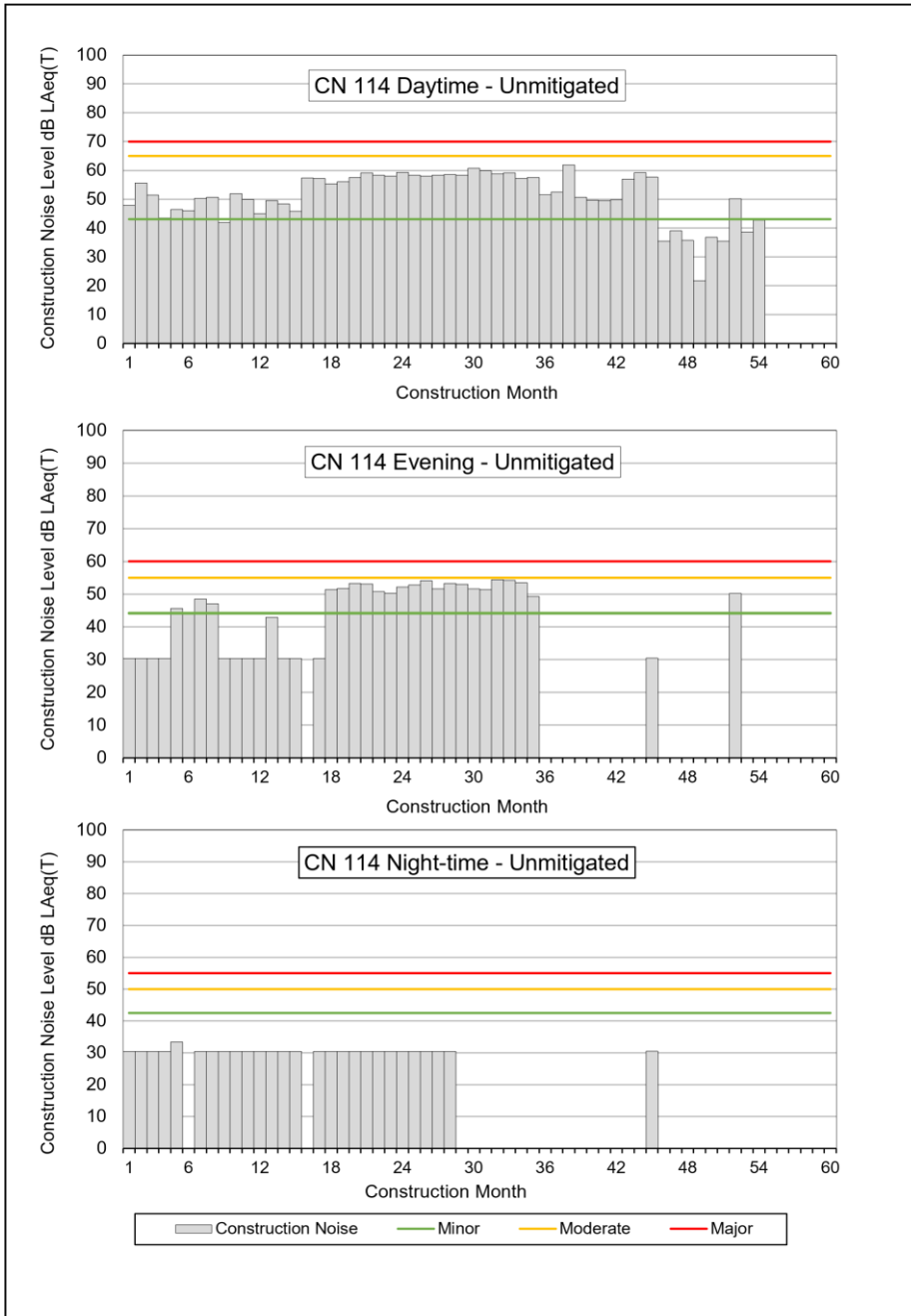
Graphical Representation of Unmitigated Construction Noise Levels at CN 113



Unmitigated Construction Noise Levels at CN 113

Predicted Daytime Construction Noise Levels												
Construction Month	1	2	3	4	5	6	7	8	9	10	11	12
dB LAeq(T)	38	40	42	46	0	0	0	0	0	0	0	0
Construction Month	13	14	15	16	17	18	19	20	21	22	23	24
dB LAeq(T)	0	0	0	0	38	41	41	41	39	0	0	0
Construction Month	25	26	27	28	29	30	31	32	33	34	35	36
dB LAeq(T)	0	0	0	0	0	0	0	0	0	0	0	0
Construction Month	37	38	39	40	41	42	43	44	45	46	47	48
dB LAeq(T)	38	41	46	0	0	0	0	0	0	0	0	0
Construction Month	49	50	51	52	53	54	55	56	57	58	59	60
dB LAeq(T)	0	0	0	0	0	0	0	0	0	0	0	0
Predicted Evening Construction Noise Levels												
Construction Month	1	2	3	4	5	6	7	8	9	10	11	12
dB LAeq(T)	0	0	38	38	38	38	38	38	38	38	38	38
Construction Month	13	14	15	16	17	18	19	20	21	22	23	24
dB LAeq(T)	38	38	38	38	38	38	38	38	38	38	38	38
Construction Month	25	26	27	28	29	30	31	32	33	34	35	36
dB LAeq(T)	38	38	0	0	0	0	0	0	0	0	0	0
Construction Month	37	38	39	40	41	42	43	44	45	46	47	48
dB LAeq(T)	0	0	0	0	0	0	0	0	0	0	0	0
Construction Month	49	50	51	52	53	54	55	56	57	58	59	60
dB LAeq(T)	0	0	0	0	0	0	0	0	0	0	0	0
Predicted Night-time Construction Noise Levels												
Construction Month	1	2	3	4	5	6	7	8	9	10	11	12
dB LAeq(T)	0	0	38	38	38	38	38	38	38	38	38	38
Construction Month	13	14	15	16	17	18	19	20	21	22	23	24
dB LAeq(T)	38	38	38	38	38	38	38	38	38	38	38	38
Construction Month	25	26	27	28	29	30	31	32	33	34	35	36
dB LAeq(T)	38	38	0	0	0	0	0	0	0	0	0	0
Construction Month	37	38	39	40	41	42	43	44	45	46	47	48
dB LAeq(T)	0	0	0	0	0	0	0	0	0	0	0	0
Construction Month	49	50	51	52	53	54	55	56	57	58	59	60
dB LAeq(T)	0	0	0	0	0	0	0	0	0	0	0	0

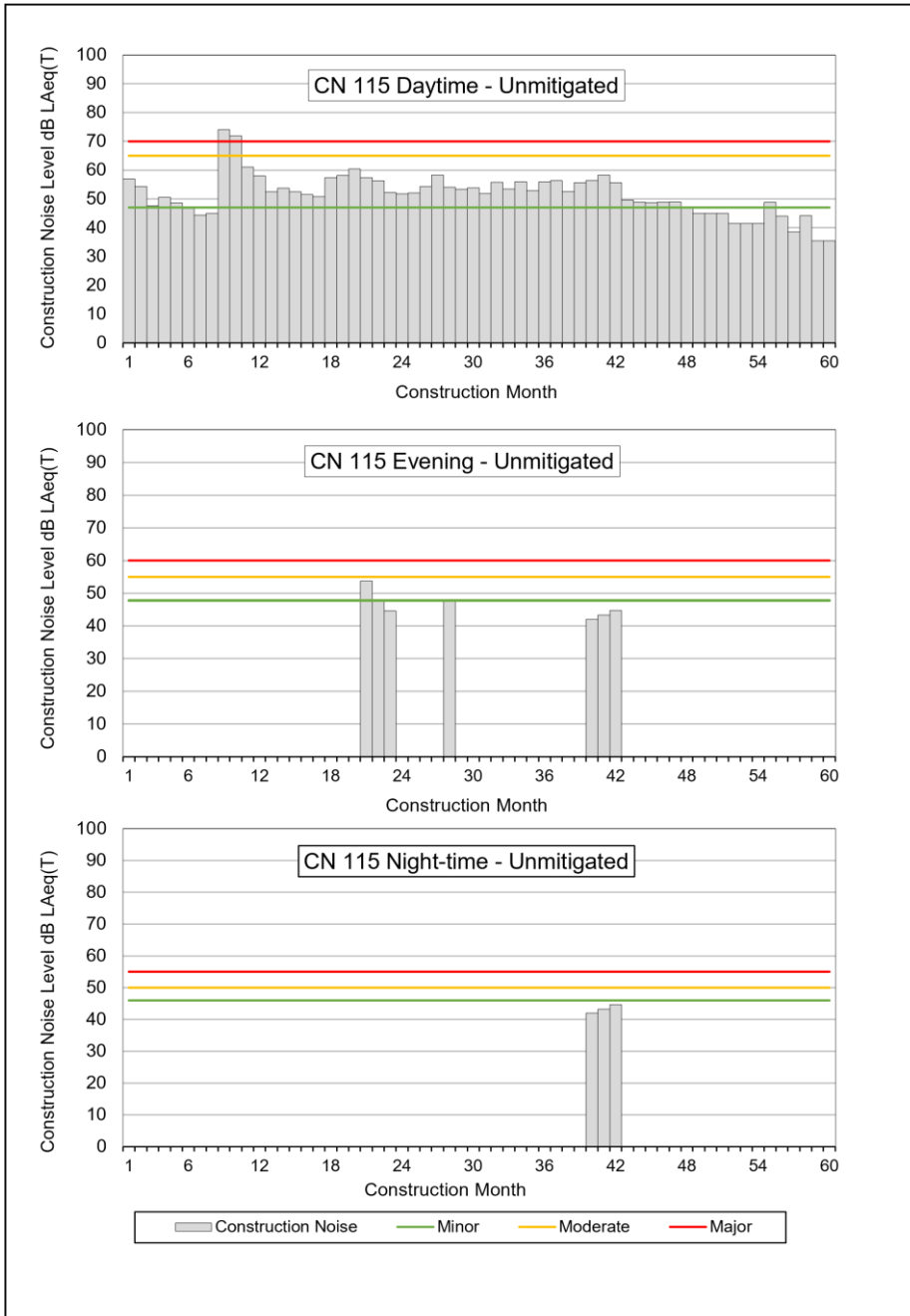
Graphical Representation of Unmitigated Construction Noise Levels at CN 114



Unmitigated Construction Noise Levels at CN 114

Predicted Daytime Construction Noise Levels												
Construction Month	1	2	3	4	5	6	7	8	9	10	11	12
dB LAeq(T)	48	56	51	44	47	46	50	51	42	52	50	45
Construction Month	13	14	15	16	17	18	19	20	21	22	23	24
dB LAeq(T)	50	48	46	57	57	55	56	58	59	58	58	59
Construction Month	25	26	27	28	29	30	31	32	33	34	35	36
dB LAeq(T)	58	58	58	59	58	61	60	59	59	57	58	52
Construction Month	37	38	39	40	41	42	43	44	45	46	47	48
dB LAeq(T)	53	62	51	50	50	50	57	59	58	36	39	36
Construction Month	49	50	51	52	53	54	55	56	57	58	59	60
dB LAeq(T)	22	37	35	50	39	43	0	0	0	0	0	0
Predicted Evening Construction Noise Levels												
Construction Month	1	2	3	4	5	6	7	8	9	10	11	12
dB LAeq(T)	30	30	30	30	46	44	49	47	30	30	30	30
Construction Month	13	14	15	16	17	18	19	20	21	22	23	24
dB LAeq(T)	43	30	30	0	30	51	52	53	53	51	50	52
Construction Month	25	26	27	28	29	30	31	32	33	34	35	36
dB LAeq(T)	53	54	52	53	53	52	51	55	54	54	49	0
Construction Month	37	38	39	40	41	42	43	44	45	46	47	48
dB LAeq(T)	0	0	0	0	0	0	0	0	31	0	0	0
Construction Month	49	50	51	52	53	54	55	56	57	58	59	60
dB LAeq(T)	0	0	0	50	0	0	0	0	0	0	0	0
Predicted Night-time Construction Noise Levels												
Construction Month	1	2	3	4	5	6	7	8	9	10	11	12
dB LAeq(T)	30	30	30	30	33	0	30	30	30	30	30	30
Construction Month	13	14	15	16	17	18	19	20	21	22	23	24
dB LAeq(T)	30	30	30	0	30	30	30	30	30	30	30	30
Construction Month	25	26	27	28	29	30	31	32	33	34	35	36
dB LAeq(T)	30	30	30	30	0	0	0	0	0	0	0	0
Construction Month	37	38	39	40	41	42	43	44	45	46	47	48
dB LAeq(T)	0	0	0	0	0	0	0	0	31	0	0	0
Construction Month	49	50	51	52	53	54	55	56	57	58	59	60
dB LAeq(T)	0	0	0	0	0	0	0	0	0	0	0	0

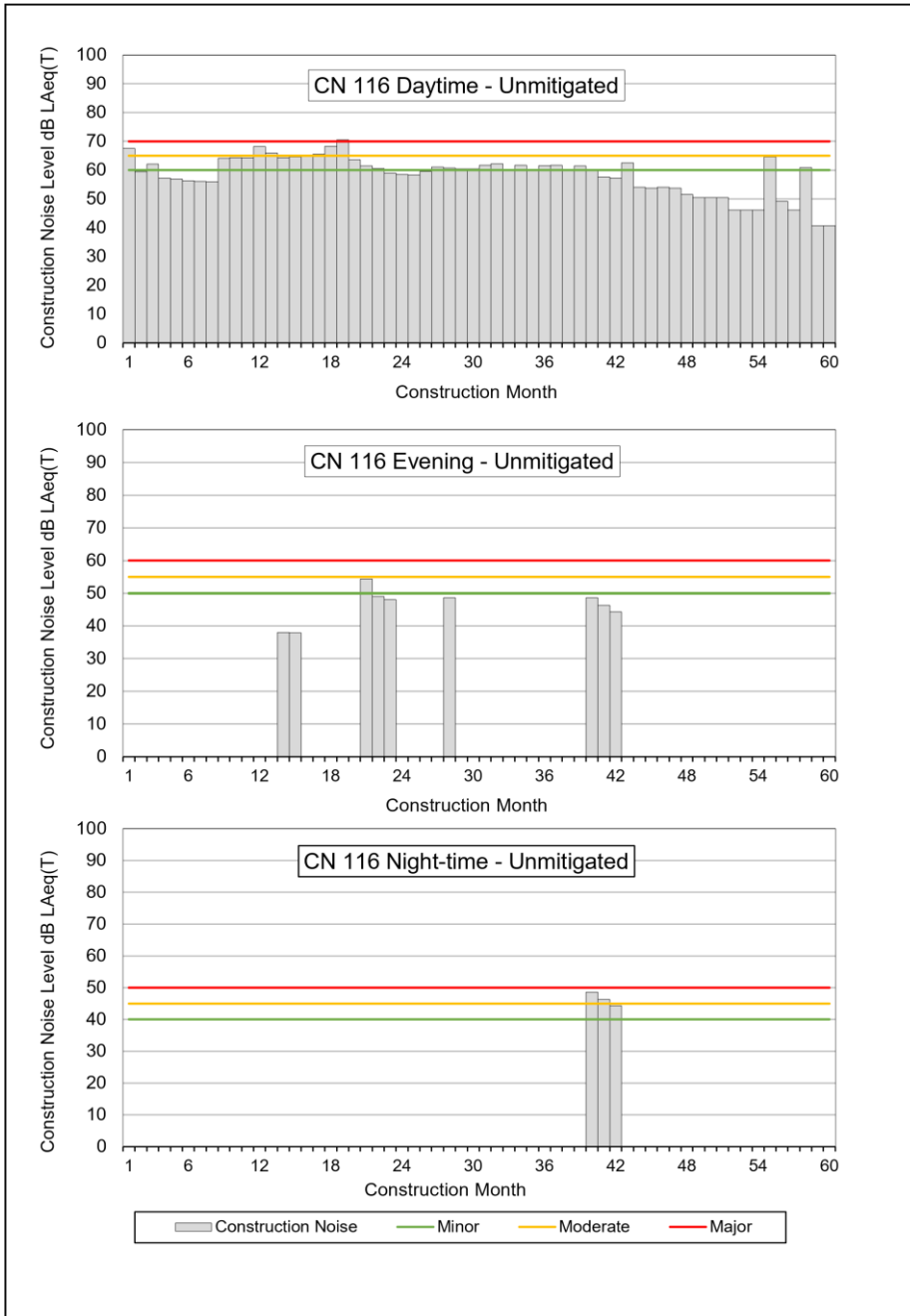
Graphical Representation of Unmitigated Construction Noise Levels at CN 115



Unmitigated Construction Noise Levels at CN 115

Predicted Daytime Construction Noise Levels												
Construction Month	1	2	3	4	5	6	7	8	9	10	11	12
dB LAeq(T)	57	54	48	51	49	47	44	45	74	72	61	58
Construction Month	13	14	15	16	17	18	19	20	21	22	23	24
dB LAeq(T)	53	54	53	52	51	57	58	60	57	56	52	52
Construction Month	25	26	27	28	29	30	31	32	33	34	35	36
dB LAeq(T)	52	54	58	54	53	54	52	56	53	56	53	56
Construction Month	37	38	39	40	41	42	43	44	45	46	47	48
dB LAeq(T)	56	53	56	56	58	56	50	49	49	49	49	47
Construction Month	49	50	51	52	53	54	55	56	57	58	59	60
dB LAeq(T)	45	45	45	41	41	41	49	44	39	44	36	36
Predicted Evening Construction Noise Levels												
Construction Month	1	2	3	4	5	6	7	8	9	10	11	12
dB LAeq(T)	0	0	0	0	0	0	0	0	0	0	0	0
Construction Month	13	14	15	16	17	18	19	20	21	22	23	24
dB LAeq(T)	0	0	0	0	0	0	0	0	54	48	45	0
Construction Month	25	26	27	28	29	30	31	32	33	34	35	36
dB LAeq(T)	0	0	0	48	0	0	0	0	0	0	0	0
Construction Month	37	38	39	40	41	42	43	44	45	46	47	48
dB LAeq(T)	0	0	0	42	43	45	0	0	0	0	0	0
Construction Month	49	50	51	52	53	54	55	56	57	58	59	60
dB LAeq(T)	0	0	0	0	0	0	0	0	0	0	0	0
Predicted Night-time Construction Noise Levels												
Construction Month	1	2	3	4	5	6	7	8	9	10	11	12
dB LAeq(T)	0	0	0	0	0	0	0	0	0	0	0	0
Construction Month	13	14	15	16	17	18	19	20	21	22	23	24
dB LAeq(T)	0	0	0	0	0	0	0	0	0	0	0	0
Construction Month	25	26	27	28	29	30	31	32	33	34	35	36
dB LAeq(T)	0	0	0	0	0	0	0	0	0	0	0	0
Construction Month	37	38	39	40	41	42	43	44	45	46	47	48
dB LAeq(T)	0	0	0	42	43	45	0	0	0	0	0	0
Construction Month	49	50	51	52	53	54	55	56	57	58	59	60
dB LAeq(T)	0	0	0	0	0	0	0	0	0	0	0	0

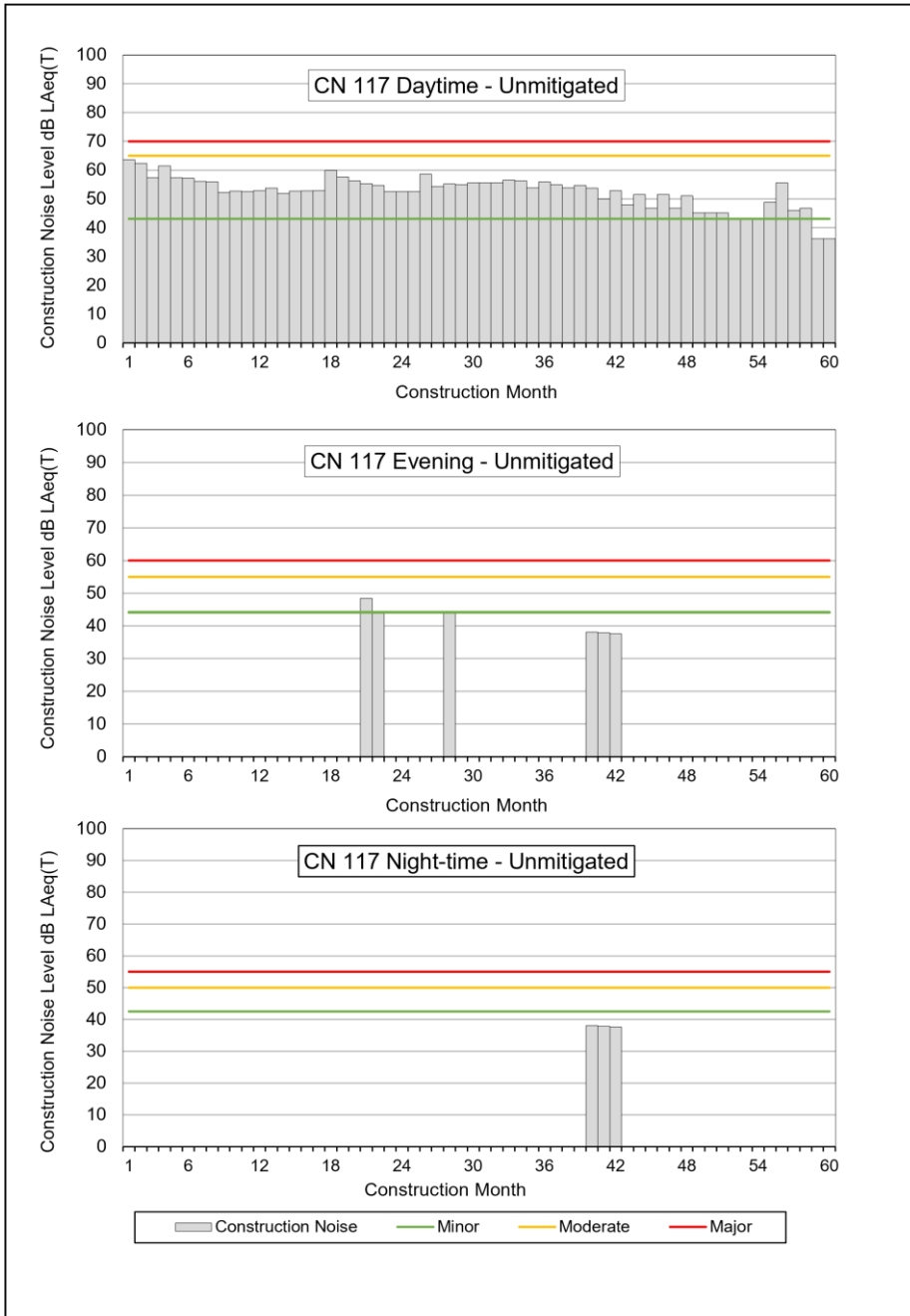
Graphical Representation of Unmitigated Construction Noise Levels at CN 116



Unmitigated Construction Noise Levels at CN 116

Predicted Daytime Construction Noise Levels												
Construction Month	1	2	3	4	5	6	7	8	9	10	11	12
dB LAeq(T)	68	59	62	57	57	56	56	56	64	64	64	68
Construction Month	13	14	15	16	17	18	19	20	21	22	23	24
dB LAeq(T)	66	64	65	65	66	68	71	64	62	61	59	59
Construction Month	25	26	27	28	29	30	31	32	33	34	35	36
dB LAeq(T)	58	60	61	61	60	60	62	62	60	62	60	62
Construction Month	37	38	39	40	41	42	43	44	45	46	47	48
dB LAeq(T)	62	60	62	60	58	57	63	54	54	54	54	52
Construction Month	49	50	51	52	53	54	55	56	57	58	59	60
dB LAeq(T)	50	50	50	46	46	46	65	49	46	61	41	41
Predicted Evening Construction Noise Levels												
Construction Month	1	2	3	4	5	6	7	8	9	10	11	12
dB LAeq(T)	0	0	0	0	0	0	0	0	0	0	0	0
Construction Month	13	14	15	16	17	18	19	20	21	22	23	24
dB LAeq(T)	0	38	38	0	0	0	0	0	54	49	48	0
Construction Month	25	26	27	28	29	30	31	32	33	34	35	36
dB LAeq(T)	0	0	0	49	0	0	0	0	0	0	0	0
Construction Month	37	38	39	40	41	42	43	44	45	46	47	48
dB LAeq(T)	0	0	0	49	46	44	0	0	0	0	0	0
Construction Month	49	50	51	52	53	54	55	56	57	58	59	60
dB LAeq(T)	0	0	0	0	0	0	0	0	0	0	0	0
Predicted Night-time Construction Noise Levels												
Construction Month	1	2	3	4	5	6	7	8	9	10	11	12
dB LAeq(T)	0	0	0	0	0	0	0	0	0	0	0	0
Construction Month	13	14	15	16	17	18	19	20	21	22	23	24
dB LAeq(T)	0	0	0	0	0	0	0	0	0	0	0	0
Construction Month	25	26	27	28	29	30	31	32	33	34	35	36
dB LAeq(T)	0	0	0	0	0	0	0	0	0	0	0	0
Construction Month	37	38	39	40	41	42	43	44	45	46	47	48
dB LAeq(T)	0	0	0	49	46	44	0	0	0	0	0	0
Construction Month	49	50	51	52	53	54	55	56	57	58	59	60
dB LAeq(T)	0	0	0	0	0	0	0	0	0	0	0	0

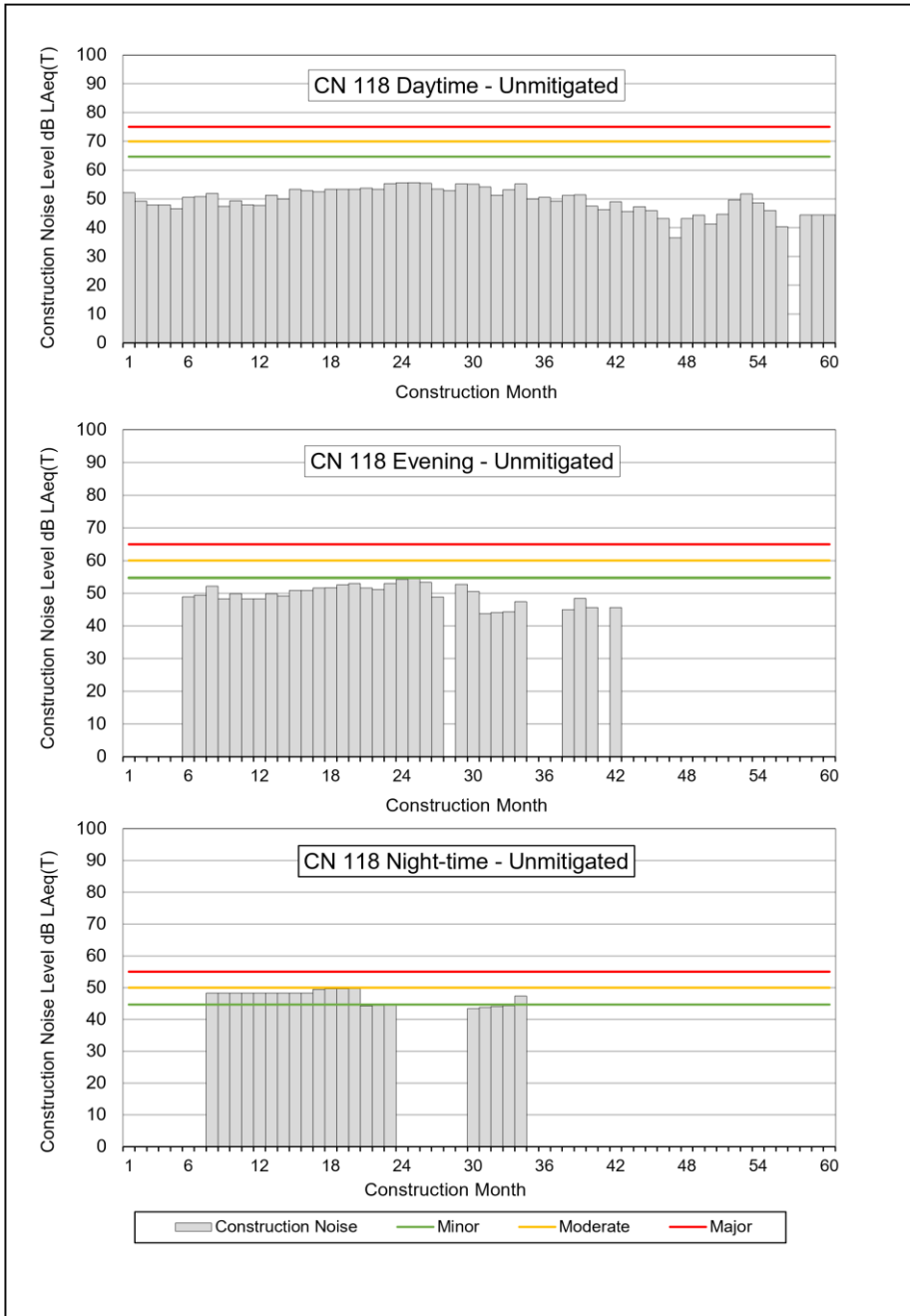
Graphical Representation of Unmitigated Construction Noise Levels at CN 117



Unmitigated Construction Noise Levels at CN 117

Predicted Daytime Construction Noise Levels												
Construction Month	1	2	3	4	5	6	7	8	9	10	11	12
dB LAeq(T)	64	62	57	62	57	57	56	56	52	53	53	53
Construction Month	13	14	15	16	17	18	19	20	21	22	23	24
dB LAeq(T)	54	52	53	53	53	60	58	56	55	55	53	53
Construction Month	25	26	27	28	29	30	31	32	33	34	35	36
dB LAeq(T)	53	59	54	55	55	56	56	56	57	56	54	56
Construction Month	37	38	39	40	41	42	43	44	45	46	47	48
dB LAeq(T)	55	54	55	54	50	53	48	52	47	52	47	51
Construction Month	49	50	51	52	53	54	55	56	57	58	59	60
dB LAeq(T)	45	45	45	43	43	43	49	56	46	47	36	36
Predicted Evening Construction Noise Levels												
Construction Month	1	2	3	4	5	6	7	8	9	10	11	12
dB LAeq(T)	0	0	0	0	0	0	0	0	0	0	0	0
Construction Month	13	14	15	16	17	18	19	20	21	22	23	24
dB LAeq(T)	0	0	0	0	0	0	0	0	48	44	0	0
Construction Month	25	26	27	28	29	30	31	32	33	34	35	36
dB LAeq(T)	0	0	0	44	0	0	0	0	0	0	0	0
Construction Month	37	38	39	40	41	42	43	44	45	46	47	48
dB LAeq(T)	0	0	0	38	38	38	0	0	0	0	0	0
Construction Month	49	50	51	52	53	54	55	56	57	58	59	60
dB LAeq(T)	0	0	0	0	0	0	0	0	0	0	0	0
Predicted Night-time Construction Noise Levels												
Construction Month	1	2	3	4	5	6	7	8	9	10	11	12
dB LAeq(T)	0	0	0	0	0	0	0	0	0	0	0	0
Construction Month	13	14	15	16	17	18	19	20	21	22	23	24
dB LAeq(T)	0	0	0	0	0	0	0	0	0	0	0	0
Construction Month	25	26	27	28	29	30	31	32	33	34	35	36
dB LAeq(T)	0	0	0	0	0	0	0	0	0	0	0	0
Construction Month	37	38	39	40	41	42	43	44	45	46	47	48
dB LAeq(T)	0	0	0	38	38	38	0	0	0	0	0	0
Construction Month	49	50	51	52	53	54	55	56	57	58	59	60
dB LAeq(T)	0	0	0	0	0	0	0	0	0	0	0	0

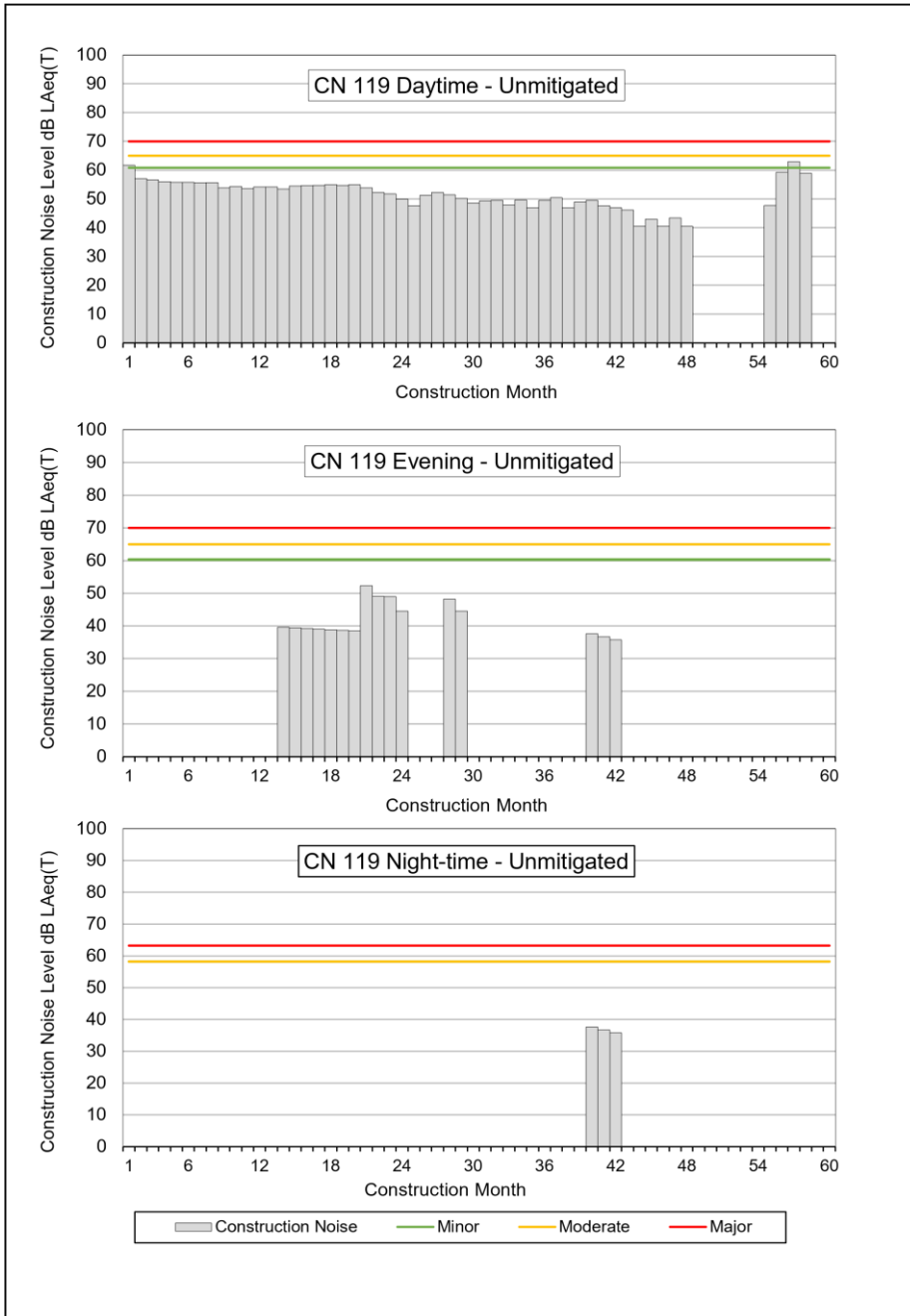
Graphical Representation of Unmitigated Construction Noise Levels at CN 118



Unmitigated Construction Noise Levels at CN 118

Predicted Daytime Construction Noise Levels												
Construction Month	1	2	3	4	5	6	7	8	9	10	11	12
dB LAeq(T)	52	49	48	48	47	51	51	52	47	49	48	48
Construction Month	13	14	15	16	17	18	19	20	21	22	23	24
dB LAeq(T)	51	50	53	53	53	53	53	53	54	53	55	56
Construction Month	25	26	27	28	29	30	31	32	33	34	35	36
dB LAeq(T)	56	56	53	53	55	55	54	51	53	55	50	51
Construction Month	37	38	39	40	41	42	43	44	45	46	47	48
dB LAeq(T)	49	51	51	48	46	49	46	47	46	43	37	43
Construction Month	49	50	51	52	53	54	55	56	57	58	59	60
dB LAeq(T)	44	41	45	50	52	49	46	40	0	44	44	44
Predicted Evening Construction Noise Levels												
Construction Month	1	2	3	4	5	6	7	8	9	10	11	12
dB LAeq(T)	0	0	0	0	0	49	49	52	48	50	48	48
Construction Month	13	14	15	16	17	18	19	20	21	22	23	24
dB LAeq(T)	50	49	51	51	52	52	53	53	52	51	53	54
Construction Month	25	26	27	28	29	30	31	32	33	34	35	36
dB LAeq(T)	55	53	49	0	53	51	44	44	44	47	0	0
Construction Month	37	38	39	40	41	42	43	44	45	46	47	48
dB LAeq(T)	0	45	48	46	0	46	0	0	0	0	0	0
Construction Month	49	50	51	52	53	54	55	56	57	58	59	60
dB LAeq(T)	0	0	0	0	0	0	0	0	0	0	0	0
Predicted Night-time Construction Noise Levels												
Construction Month	1	2	3	4	5	6	7	8	9	10	11	12
dB LAeq(T)	0	0	0	0	0	0	0	48	48	48	48	48
Construction Month	13	14	15	16	17	18	19	20	21	22	23	24
dB LAeq(T)	48	48	48	48	50	50	50	50	44	44	45	0
Construction Month	25	26	27	28	29	30	31	32	33	34	35	36
dB LAeq(T)	0	0	0	0	0	44	44	44	44	47	0	0
Construction Month	37	38	39	40	41	42	43	44	45	46	47	48
dB LAeq(T)	0	0	0	0	0	0	0	0	0	0	0	0
Construction Month	49	50	51	52	53	54	55	56	57	58	59	60
dB LAeq(T)	0	0	0	0	0	0	0	0	0	0	0	0

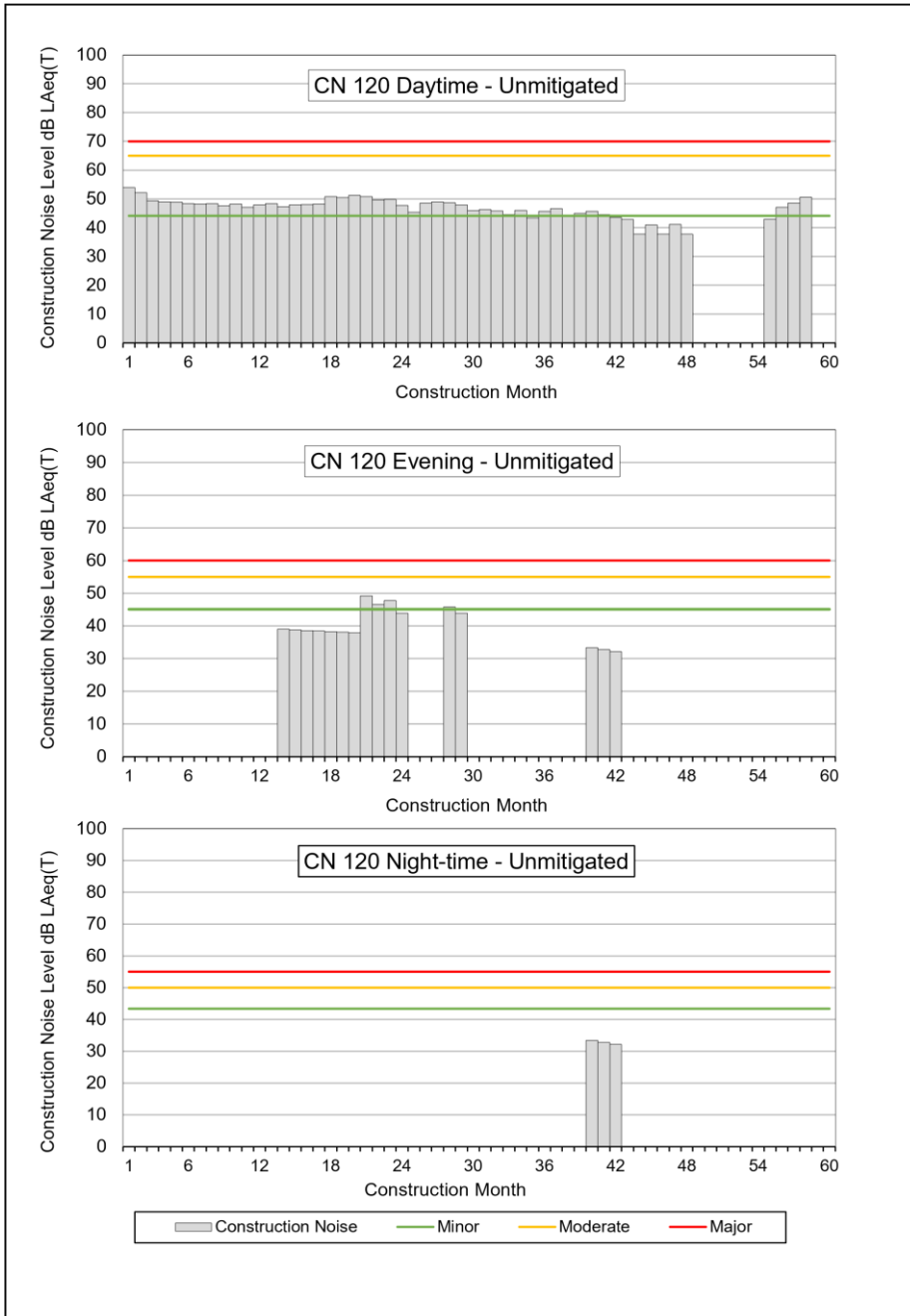
Graphical Representation of Unmitigated Construction Noise Levels at CN 119



Unmitigated Construction Noise Levels at CN 119

Predicted Daytime Construction Noise Levels												
Construction Month	1	2	3	4	5	6	7	8	9	10	11	12
dB LAeq(T)	62	57	57	56	56	56	56	56	54	54	54	54
Construction Month	13	14	15	16	17	18	19	20	21	22	23	24
dB LAeq(T)	54	53	55	55	55	55	55	55	54	52	52	50
Construction Month	25	26	27	28	29	30	31	32	33	34	35	36
dB LAeq(T)	48	51	52	51	50	49	49	50	48	50	47	50
Construction Month	37	38	39	40	41	42	43	44	45	46	47	48
dB LAeq(T)	50	47	49	50	48	47	46	41	43	41	43	41
Construction Month	49	50	51	52	53	54	55	56	57	58	59	60
dB LAeq(T)	0	0	0	0	0	0	48	59	63	59	0	0
Predicted Evening Construction Noise Levels												
Construction Month	1	2	3	4	5	6	7	8	9	10	11	12
dB LAeq(T)	0	0	0	0	0	0	0	0	0	0	0	0
Construction Month	13	14	15	16	17	18	19	20	21	22	23	24
dB LAeq(T)	0	40	39	39	39	39	39	39	52	49	49	45
Construction Month	25	26	27	28	29	30	31	32	33	34	35	36
dB LAeq(T)	0	0	0	48	45	0	0	0	0	0	0	0
Construction Month	37	38	39	40	41	42	43	44	45	46	47	48
dB LAeq(T)	0	0	0	38	37	36	0	0	0	0	0	0
Construction Month	49	50	51	52	53	54	55	56	57	58	59	60
dB LAeq(T)	0	0	0	0	0	0	0	0	0	0	0	0
Predicted Night-time Construction Noise Levels												
Construction Month	1	2	3	4	5	6	7	8	9	10	11	12
dB LAeq(T)	0	0	0	0	0	0	0	0	0	0	0	0
Construction Month	13	14	15	16	17	18	19	20	21	22	23	24
dB LAeq(T)	0	0	0	0	0	0	0	0	0	0	0	0
Construction Month	25	26	27	28	29	30	31	32	33	34	35	36
dB LAeq(T)	0	0	0	0	0	0	0	0	0	0	0	0
Construction Month	37	38	39	40	41	42	43	44	45	46	47	48
dB LAeq(T)	0	0	0	38	37	36	0	0	0	0	0	0
Construction Month	49	50	51	52	53	54	55	56	57	58	59	60
dB LAeq(T)	0	0	0	0	0	0	0	0	0	0	0	0

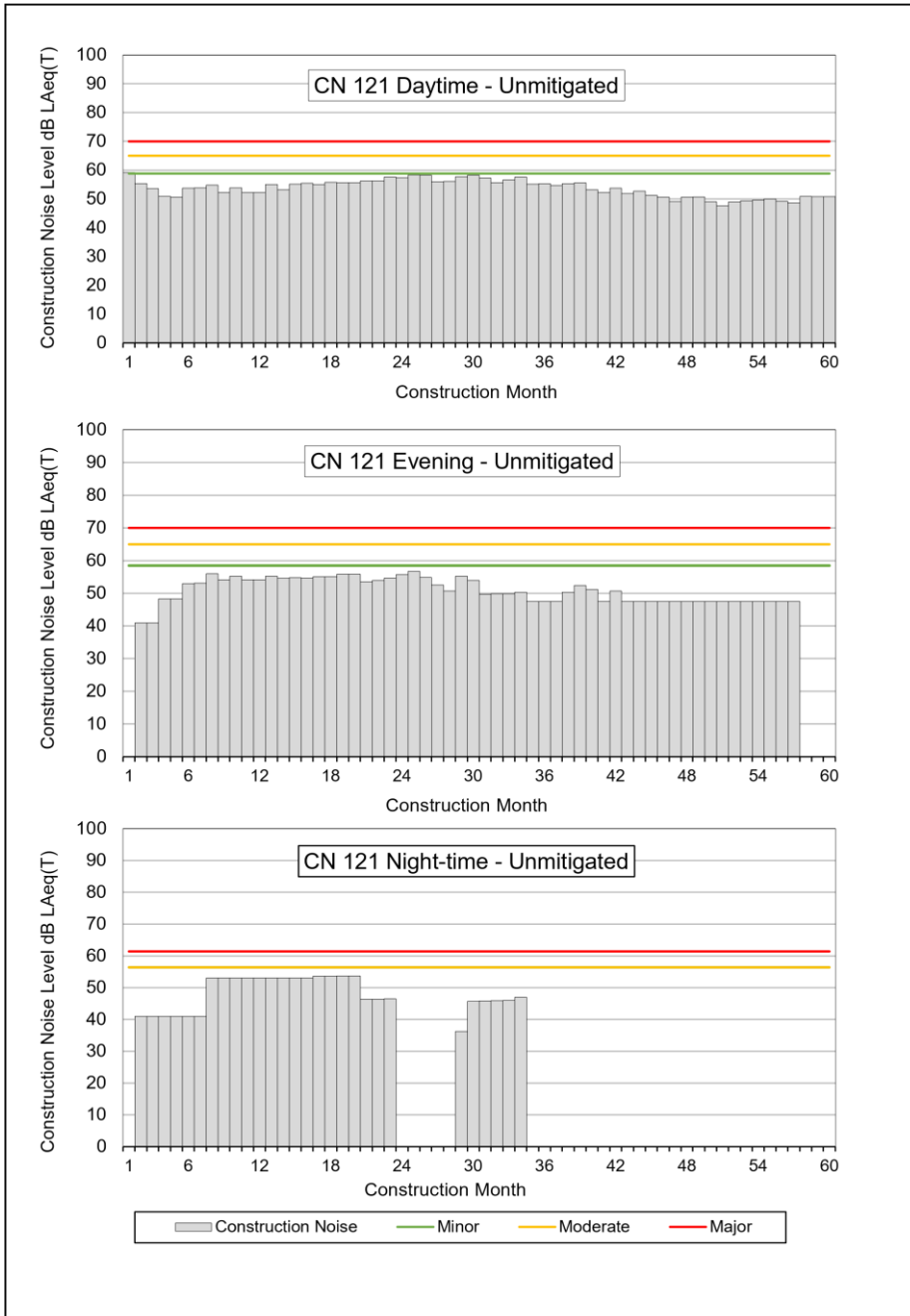
Graphical Representation of Unmitigated Construction Noise Levels at CN 120



Unmitigated Construction Noise Levels at CN 120

Predicted Daytime Construction Noise Levels												
Construction Month	1	2	3	4	5	6	7	8	9	10	11	12
dB LAeq(T)	54	52	49	49	49	48	48	48	48	48	47	48
Construction Month	13	14	15	16	17	18	19	20	21	22	23	24
dB LAeq(T)	48	47	48	48	48	51	50	51	51	50	50	48
Construction Month	25	26	27	28	29	30	31	32	33	34	35	36
dB LAeq(T)	45	49	49	49	48	46	46	46	45	46	43	46
Construction Month	37	38	39	40	41	42	43	44	45	46	47	48
dB LAeq(T)	47	44	45	46	45	44	43	38	41	38	41	38
Construction Month	49	50	51	52	53	54	55	56	57	58	59	60
dB LAeq(T)	0	0	0	0	0	0	43	47	49	51	0	0
Predicted Evening Construction Noise Levels												
Construction Month	1	2	3	4	5	6	7	8	9	10	11	12
dB LAeq(T)	0	0	0	0	0	0	0	0	0	0	0	0
Construction Month	13	14	15	16	17	18	19	20	21	22	23	24
dB LAeq(T)	0	39	39	39	39	38	38	38	49	47	48	44
Construction Month	25	26	27	28	29	30	31	32	33	34	35	36
dB LAeq(T)	0	0	0	46	44	0	0	0	0	0	0	0
Construction Month	37	38	39	40	41	42	43	44	45	46	47	48
dB LAeq(T)	0	0	0	33	33	32	0	0	0	0	0	0
Construction Month	49	50	51	52	53	54	55	56	57	58	59	60
dB LAeq(T)	0	0	0	0	0	0	0	0	0	0	0	0
Predicted Night-time Construction Noise Levels												
Construction Month	1	2	3	4	5	6	7	8	9	10	11	12
dB LAeq(T)	0	0	0	0	0	0	0	0	0	0	0	0
Construction Month	13	14	15	16	17	18	19	20	21	22	23	24
dB LAeq(T)	0	0	0	0	0	0	0	0	0	0	0	0
Construction Month	25	26	27	28	29	30	31	32	33	34	35	36
dB LAeq(T)	0	0	0	0	0	0	0	0	0	0	0	0
Construction Month	37	38	39	40	41	42	43	44	45	46	47	48
dB LAeq(T)	0	0	0	33	33	32	0	0	0	0	0	0
Construction Month	49	50	51	52	53	54	55	56	57	58	59	60
dB LAeq(T)	0	0	0	0	0	0	0	0	0	0	0	0

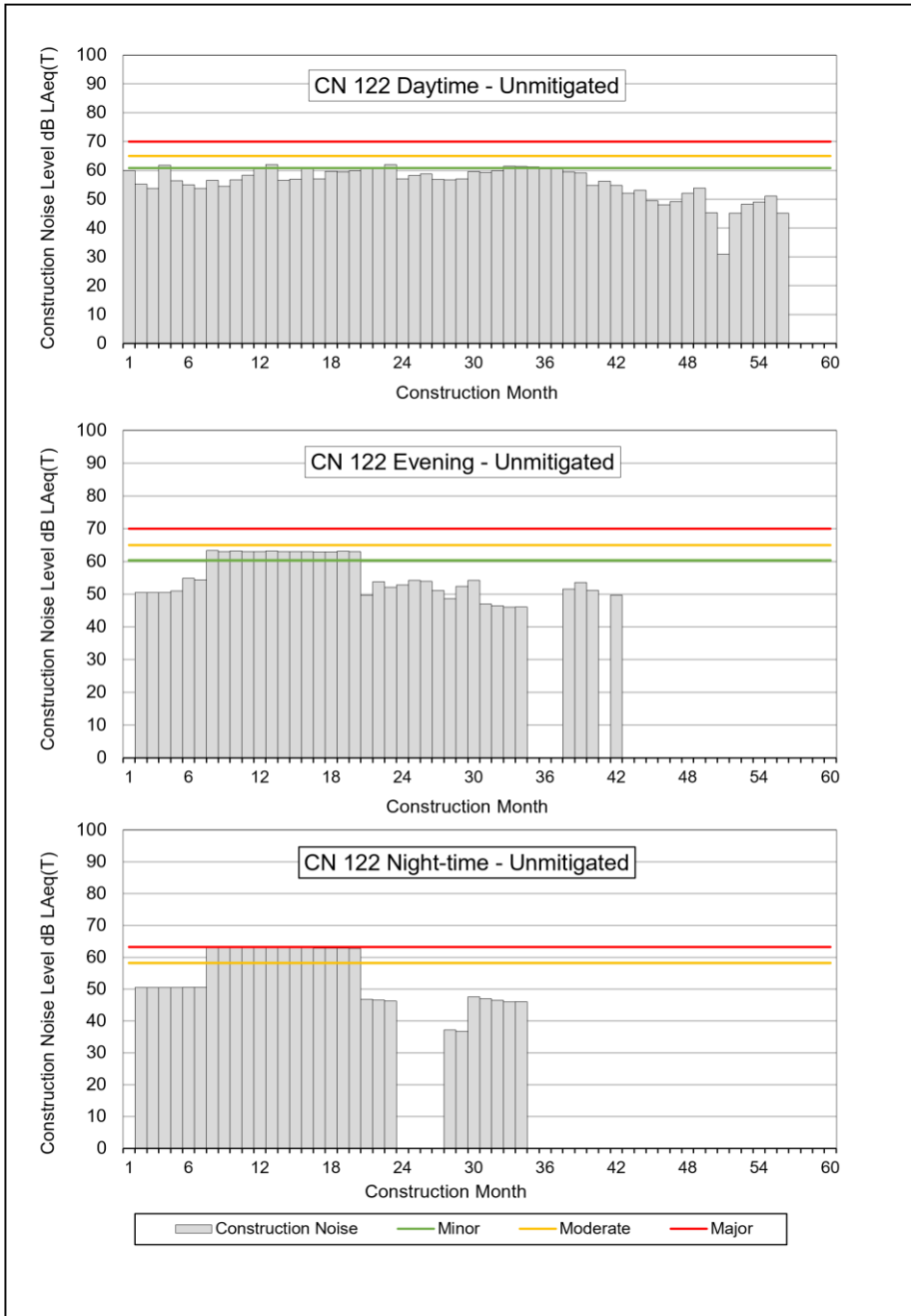
Graphical Representation of Unmitigated Construction Noise Levels at CN 121



Unmitigated Construction Noise Levels at CN 121

Predicted Daytime Construction Noise Levels												
Construction Month	1	2	3	4	5	6	7	8	9	10	11	12
dB LAeq(T)	59	55	54	51	51	54	54	55	52	54	52	52
Construction Month	13	14	15	16	17	18	19	20	21	22	23	24
dB LAeq(T)	55	53	55	56	55	56	56	56	56	56	58	57
Construction Month	25	26	27	28	29	30	31	32	33	34	35	36
dB LAeq(T)	58	58	56	56	58	58	57	56	57	58	55	55
Construction Month	37	38	39	40	41	42	43	44	45	46	47	48
dB LAeq(T)	55	55	56	53	52	54	52	53	51	51	49	51
Construction Month	49	50	51	52	53	54	55	56	57	58	59	60
dB LAeq(T)	51	49	48	49	49	50	50	49	49	51	51	51
Predicted Evening Construction Noise Levels												
Construction Month	1	2	3	4	5	6	7	8	9	10	11	12
dB LAeq(T)	0	41	41	48	48	53	53	56	54	55	54	54
Construction Month	13	14	15	16	17	18	19	20	21	22	23	24
dB LAeq(T)	55	55	55	55	55	55	56	56	54	54	55	56
Construction Month	25	26	27	28	29	30	31	32	33	34	35	36
dB LAeq(T)	57	55	53	51	55	54	50	50	50	50	48	48
Construction Month	37	38	39	40	41	42	43	44	45	46	47	48
dB LAeq(T)	48	50	52	51	48	51	48	48	48	48	48	48
Construction Month	49	50	51	52	53	54	55	56	57	58	59	60
dB LAeq(T)	48	48	48	48	48	48	48	48	48	0	0	0
Predicted Night-time Construction Noise Levels												
Construction Month	1	2	3	4	5	6	7	8	9	10	11	12
dB LAeq(T)	0	41	41	41	41	41	41	53	53	53	53	53
Construction Month	13	14	15	16	17	18	19	20	21	22	23	24
dB LAeq(T)	53	53	53	53	54	54	54	54	46	46	47	0
Construction Month	25	26	27	28	29	30	31	32	33	34	35	36
dB LAeq(T)	0	0	0	0	36	46	46	46	46	47	0	0
Construction Month	37	38	39	40	41	42	43	44	45	46	47	48
dB LAeq(T)	0	0	0	0	0	0	0	0	0	0	0	0
Construction Month	49	50	51	52	53	54	55	56	57	58	59	60
dB LAeq(T)	0	0	0	0	0	0	0	0	0	0	0	0

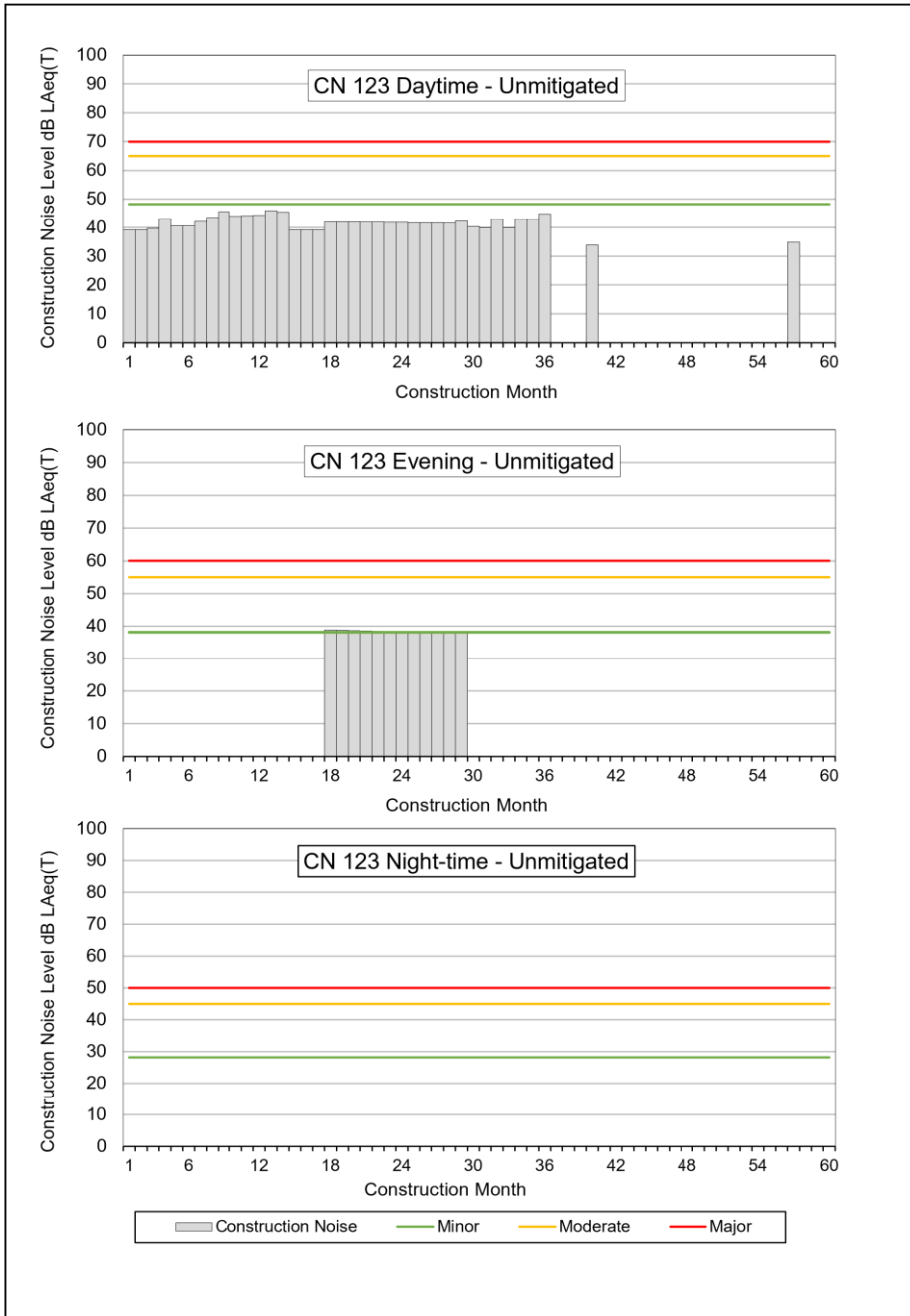
Graphical Representation of Unmitigated Construction Noise Levels at CN 122



Unmitigated Construction Noise Levels at CN 122

Predicted Daytime Construction Noise Levels												
Construction Month	1	2	3	4	5	6	7	8	9	10	11	12
dB LAeq(T)	60	55	54	62	56	55	54	57	55	57	58	61
Construction Month	13	14	15	16	17	18	19	20	21	22	23	24
dB LAeq(T)	62	57	57	61	57	60	59	60	61	61	62	57
Construction Month	25	26	27	28	29	30	31	32	33	34	35	36
dB LAeq(T)	58	59	57	57	57	60	59	60	62	61	61	61
Construction Month	37	38	39	40	41	42	43	44	45	46	47	48
dB LAeq(T)	61	59	59	55	56	55	52	53	50	48	49	52
Construction Month	49	50	51	52	53	54	55	56	57	58	59	60
dB LAeq(T)	54	45	31	45	48	49	51	45	0	0	0	0
Predicted Evening Construction Noise Levels												
Construction Month	1	2	3	4	5	6	7	8	9	10	11	12
dB LAeq(T)	0	51	51	51	51	55	54	63	63	63	63	63
Construction Month	13	14	15	16	17	18	19	20	21	22	23	24
dB LAeq(T)	63	63	63	63	63	63	63	63	50	54	52	53
Construction Month	25	26	27	28	29	30	31	32	33	34	35	36
dB LAeq(T)	54	54	51	49	52	54	47	47	46	46	0	0
Construction Month	37	38	39	40	41	42	43	44	45	46	47	48
dB LAeq(T)	0	52	54	51	0	50	0	0	0	0	0	0
Construction Month	49	50	51	52	53	54	55	56	57	58	59	60
dB LAeq(T)	0	0	0	0	0	0	0	0	0	0	0	0
Predicted Night-time Construction Noise Levels												
Construction Month	1	2	3	4	5	6	7	8	9	10	11	12
dB LAeq(T)	0	51	51	51	51	51	51	63	63	63	63	63
Construction Month	13	14	15	16	17	18	19	20	21	22	23	24
dB LAeq(T)	63	63	63	63	63	63	63	63	47	47	46	0
Construction Month	25	26	27	28	29	30	31	32	33	34	35	36
dB LAeq(T)	0	0	0	37	37	48	47	47	46	46	0	0
Construction Month	37	38	39	40	41	42	43	44	45	46	47	48
dB LAeq(T)	0	0	0	0	0	0	0	0	0	0	0	0
Construction Month	49	50	51	52	53	54	55	56	57	58	59	60
dB LAeq(T)	0	0	0	0	0	0	0	0	0	0	0	0

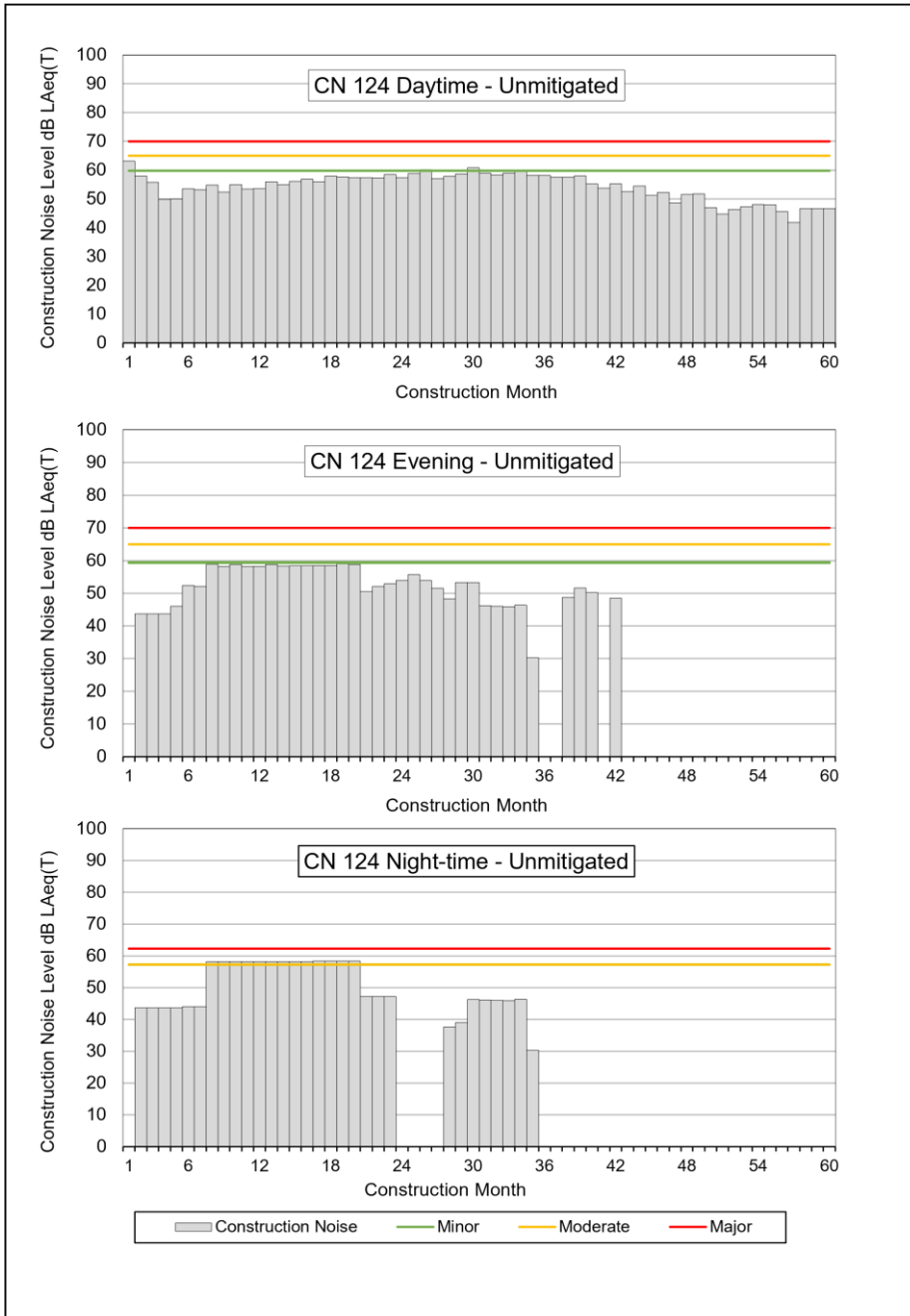
Graphical Representation of Unmitigated Construction Noise Levels at CN 123



Unmitigated Construction Noise Levels at CN 123

Predicted Daytime Construction Noise Levels												
Construction Month	1	2	3	4	5	6	7	8	9	10	11	12
dB LAeq(T)	39	39	40	43	41	41	42	44	46	44	44	44
Construction Month	13	14	15	16	17	18	19	20	21	22	23	24
dB LAeq(T)	46	46	39	39	39	42	42	42	42	42	42	42
Construction Month	25	26	27	28	29	30	31	32	33	34	35	36
dB LAeq(T)	42	42	42	42	42	40	40	43	40	43	43	45
Construction Month	37	38	39	40	41	42	43	44	45	46	47	48
dB LAeq(T)	0	0	0	34	0	0	0	0	0	0	0	0
Construction Month	49	50	51	52	53	54	55	56	57	58	59	60
dB LAeq(T)	0	0	0	0	0	0	0	0	35	0	0	0
Predicted Evening Construction Noise Levels												
Construction Month	1	2	3	4	5	6	7	8	9	10	11	12
dB LAeq(T)	0	0	0	0	0	0	0	0	0	0	0	0
Construction Month	13	14	15	16	17	18	19	20	21	22	23	24
dB LAeq(T)	0	0	0	0	0	39	39	39	39	39	38	38
Construction Month	25	26	27	28	29	30	31	32	33	34	35	36
dB LAeq(T)	38	38	38	38	38	0	0	0	0	0	0	0
Construction Month	37	38	39	40	41	42	43	44	45	46	47	48
dB LAeq(T)	0	0	0	0	0	0	0	0	0	0	0	0
Construction Month	49	50	51	52	53	54	55	56	57	58	59	60
dB LAeq(T)	0	0	0	0	0	0	0	0	0	0	0	0
Predicted Night-time Construction Noise Levels												
Construction Month	1	2	3	4	5	6	7	8	9	10	11	12
dB LAeq(T)	0	0	0	0	0	0	0	0	0	0	0	0
Construction Month	13	14	15	16	17	18	19	20	21	22	23	24
dB LAeq(T)	0	0	0	0	0	0	0	0	0	0	0	0
Construction Month	25	26	27	28	29	30	31	32	33	34	35	36
dB LAeq(T)	0	0	0	0	0	0	0	0	0	0	0	0
Construction Month	37	38	39	40	41	42	43	44	45	46	47	48
dB LAeq(T)	0	0	0	0	0	0	0	0	0	0	0	0
Construction Month	49	50	51	52	53	54	55	56	57	58	59	60
dB LAeq(T)	0	0	0	0	0	0	0	0	0	0	0	0

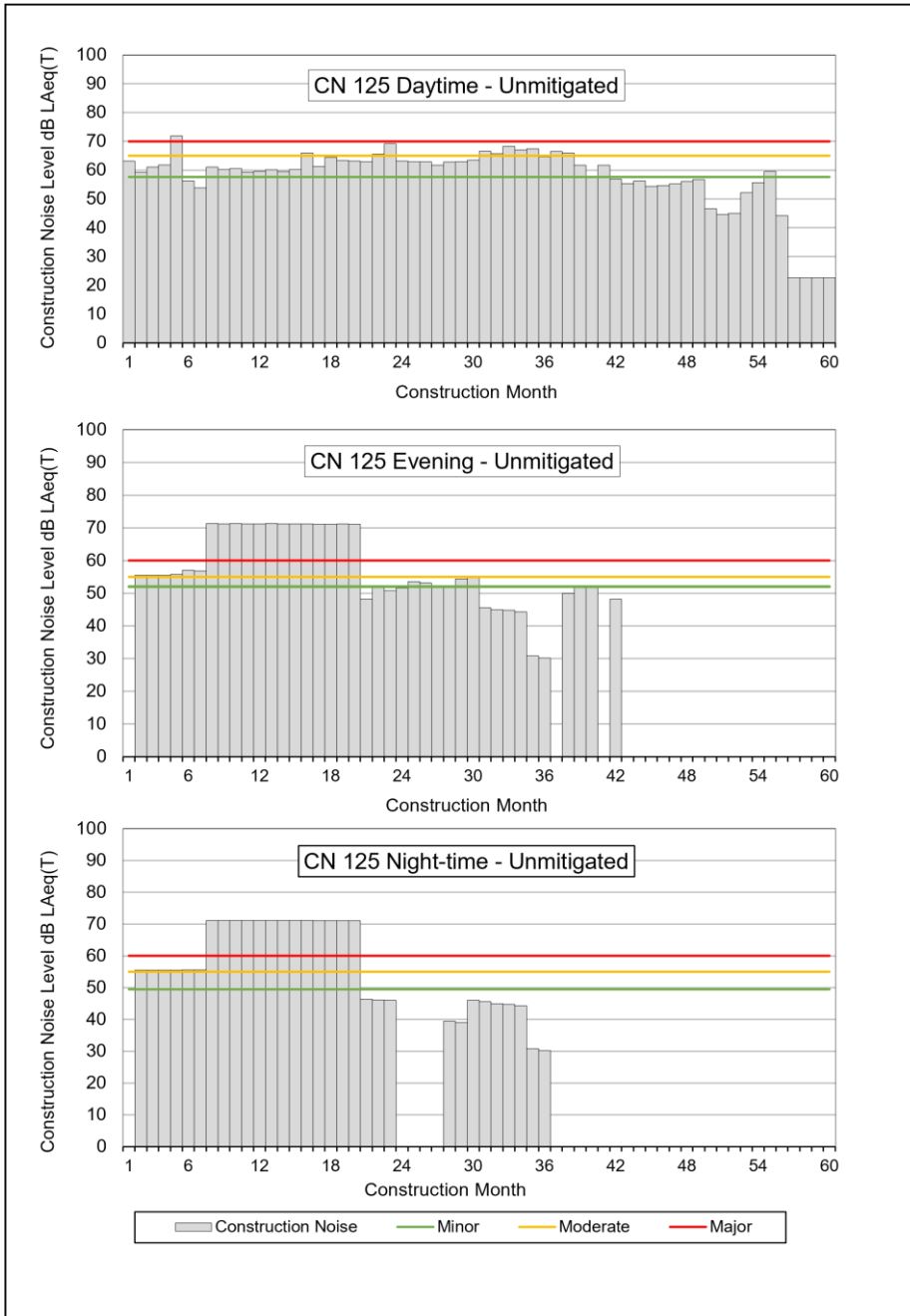
Graphical Representation of Unmitigated Construction Noise Levels at CN 124



Unmitigated Construction Noise Levels at CN 124

Predicted Daytime Construction Noise Levels												
Construction Month	1	2	3	4	5	6	7	8	9	10	11	12
dB LAeq(T)	63	58	56	50	50	54	53	55	52	55	53	54
Construction Month	13	14	15	16	17	18	19	20	21	22	23	24
dB LAeq(T)	56	55	56	57	56	58	58	57	57	57	59	57
Construction Month	25	26	27	28	29	30	31	32	33	34	35	36
dB LAeq(T)	59	60	57	58	59	61	59	58	59	60	58	58
Construction Month	37	38	39	40	41	42	43	44	45	46	47	48
dB LAeq(T)	58	58	58	55	54	55	53	55	51	52	49	52
Construction Month	49	50	51	52	53	54	55	56	57	58	59	60
dB LAeq(T)	52	47	45	46	47	48	48	46	42	47	47	47
Predicted Evening Construction Noise Levels												
Construction Month	1	2	3	4	5	6	7	8	9	10	11	12
dB LAeq(T)	0	44	44	44	46	52	52	59	58	59	58	58
Construction Month	13	14	15	16	17	18	19	20	21	22	23	24
dB LAeq(T)	59	58	58	58	59	59	59	59	51	52	53	54
Construction Month	25	26	27	28	29	30	31	32	33	34	35	36
dB LAeq(T)	56	54	52	48	53	53	46	46	46	46	30	0
Construction Month	37	38	39	40	41	42	43	44	45	46	47	48
dB LAeq(T)	0	49	52	50	0	49	0	0	0	0	0	0
Construction Month	49	50	51	52	53	54	55	56	57	58	59	60
dB LAeq(T)	0	0	0	0	0	0	0	0	0	0	0	0
Predicted Night-time Construction Noise Levels												
Construction Month	1	2	3	4	5	6	7	8	9	10	11	12
dB LAeq(T)	0	44	44	44	44	44	44	58	58	58	58	58
Construction Month	13	14	15	16	17	18	19	20	21	22	23	24
dB LAeq(T)	58	58	58	58	58	58	58	58	47	47	47	0
Construction Month	25	26	27	28	29	30	31	32	33	34	35	36
dB LAeq(T)	0	0	0	38	39	46	46	46	46	46	30	0
Construction Month	37	38	39	40	41	42	43	44	45	46	47	48
dB LAeq(T)	0	0	0	0	0	0	0	0	0	0	0	0
Construction Month	49	50	51	52	53	54	55	56	57	58	59	60
dB LAeq(T)	0	0	0	0	0	0	0	0	0	0	0	0

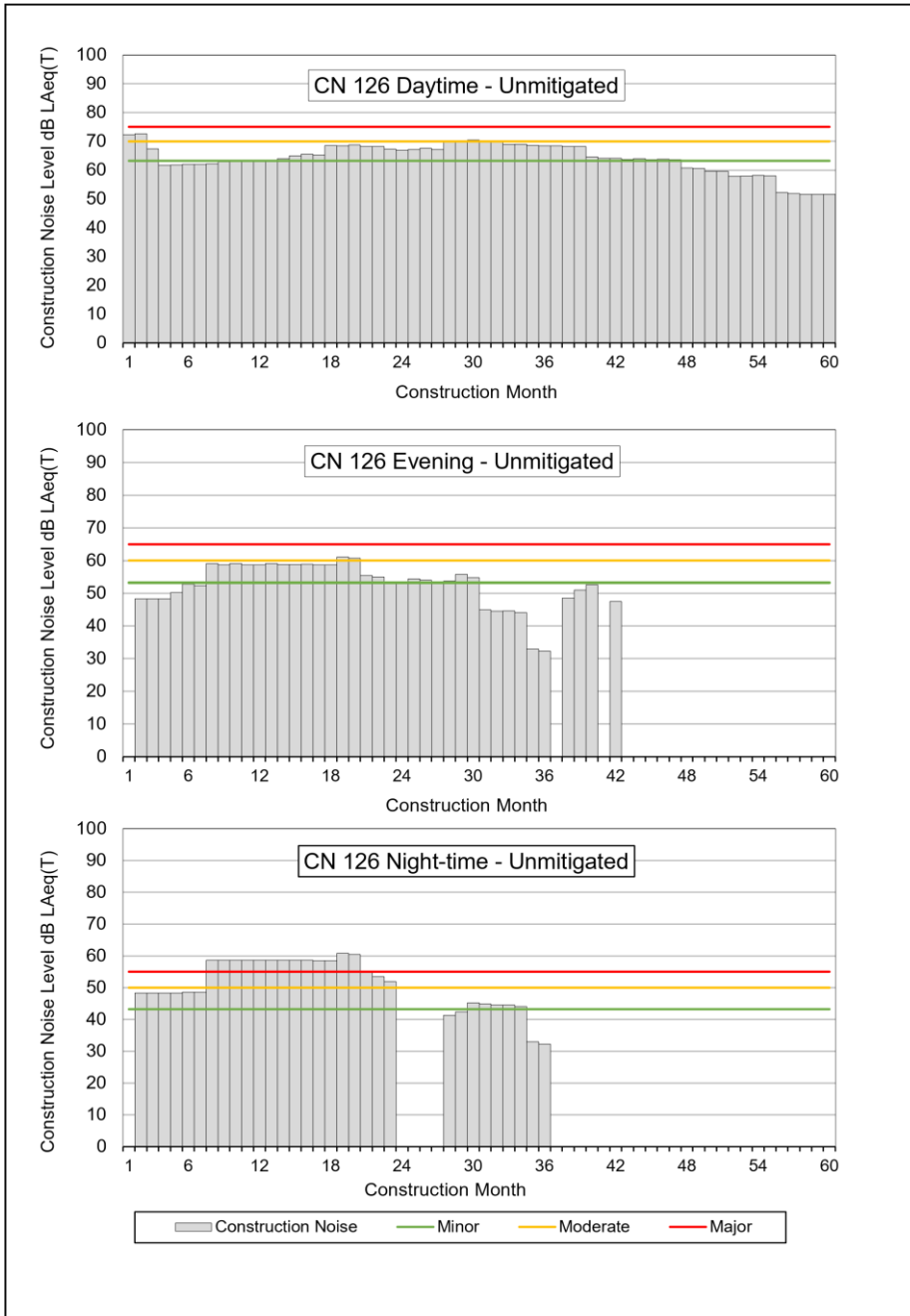
Graphical Representation of Unmitigated Construction Noise Levels at CN 125



Unmitigated Construction Noise Levels at CN 125

Predicted Daytime Construction Noise Levels												
Construction Month	1	2	3	4	5	6	7	8	9	10	11	12
dB LAeq(T)	63	59	61	62	72	56	54	61	60	61	59	60
Construction Month	13	14	15	16	17	18	19	20	21	22	23	24
dB LAeq(T)	60	59	60	66	61	65	63	63	63	66	69	63
Construction Month	25	26	27	28	29	30	31	32	33	34	35	36
dB LAeq(T)	63	63	62	63	63	64	67	66	68	67	67	65
Construction Month	37	38	39	40	41	42	43	44	45	46	47	48
dB LAeq(T)	67	66	62	58	62	57	55	56	54	55	55	56
Construction Month	49	50	51	52	53	54	55	56	57	58	59	60
dB LAeq(T)	57	47	45	45	52	56	60	44	23	23	23	23
Predicted Evening Construction Noise Levels												
Construction Month	1	2	3	4	5	6	7	8	9	10	11	12
dB LAeq(T)	0	56	56	56	56	57	57	71	71	71	71	71
Construction Month	13	14	15	16	17	18	19	20	21	22	23	24
dB LAeq(T)	71	71	71	71	71	71	71	71	48	52	51	52
Construction Month	25	26	27	28	29	30	31	32	33	34	35	36
dB LAeq(T)	54	53	52	52	54	55	46	45	45	44	31	30
Construction Month	37	38	39	40	41	42	43	44	45	46	47	48
dB LAeq(T)	0	50	52	52	0	48	0	0	0	0	0	0
Construction Month	49	50	51	52	53	54	55	56	57	58	59	60
dB LAeq(T)	0	0	0	0	0	0	0	0	0	0	0	0
Predicted Night-time Construction Noise Levels												
Construction Month	1	2	3	4	5	6	7	8	9	10	11	12
dB LAeq(T)	0	56	56	56	56	56	56	71	71	71	71	71
Construction Month	13	14	15	16	17	18	19	20	21	22	23	24
dB LAeq(T)	71	71	71	71	71	71	71	71	46	46	46	0
Construction Month	25	26	27	28	29	30	31	32	33	34	35	36
dB LAeq(T)	0	0	0	40	39	46	46	45	45	44	31	30
Construction Month	37	38	39	40	41	42	43	44	45	46	47	48
dB LAeq(T)	0	0	0	0	0	0	0	0	0	0	0	0
Construction Month	49	50	51	52	53	54	55	56	57	58	59	60
dB LAeq(T)	0	0	0	0	0	0	0	0	0	0	0	0

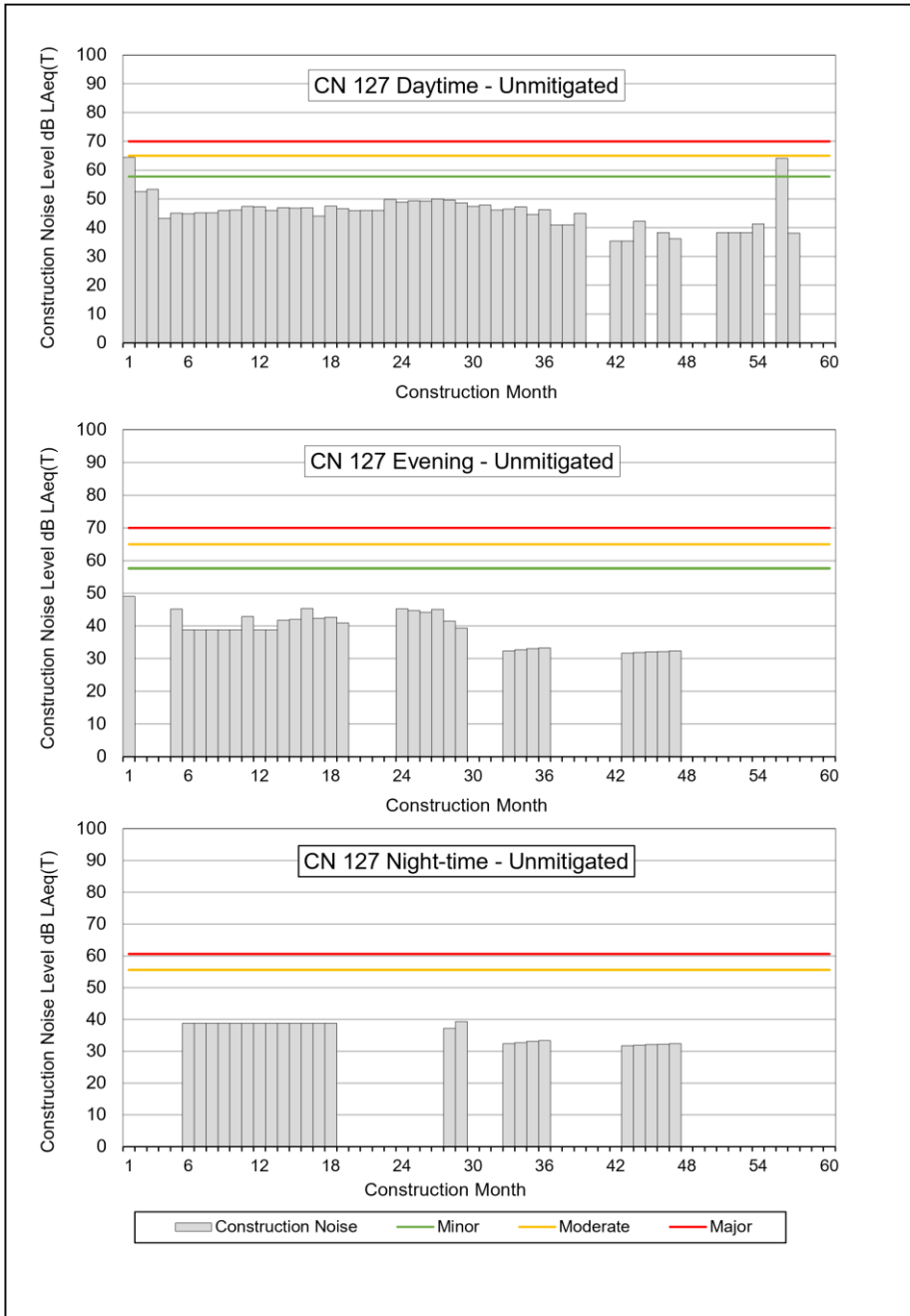
Graphical Representation of Unmitigated Construction Noise Levels at CN 126



Unmitigated Construction Noise Levels at CN 126

Predicted Daytime Construction Noise Levels												
Construction Month	1	2	3	4	5	6	7	8	9	10	11	12
dB LAeq(T)	72	73	67	62	62	62	62	62	63	63	63	63
Construction Month	13	14	15	16	17	18	19	20	21	22	23	24
dB LAeq(T)	63	64	65	66	65	69	68	69	68	68	67	67
Construction Month	25	26	27	28	29	30	31	32	33	34	35	36
dB LAeq(T)	67	68	67	70	70	70	70	70	69	69	69	68
Construction Month	37	38	39	40	41	42	43	44	45	46	47	48
dB LAeq(T)	68	68	68	65	64	64	64	64	64	64	64	61
Construction Month	49	50	51	52	53	54	55	56	57	58	59	60
dB LAeq(T)	61	60	60	58	58	58	58	52	52	52	52	52
Predicted Evening Construction Noise Levels												
Construction Month	1	2	3	4	5	6	7	8	9	10	11	12
dB LAeq(T)	0	48	48	48	50	53	52	59	59	59	59	59
Construction Month	13	14	15	16	17	18	19	20	21	22	23	24
dB LAeq(T)	59	59	59	59	59	59	61	61	55	55	54	53
Construction Month	25	26	27	28	29	30	31	32	33	34	35	36
dB LAeq(T)	55	54	54	54	56	55	45	45	45	44	33	32
Construction Month	37	38	39	40	41	42	43	44	45	46	47	48
dB LAeq(T)	0	49	51	53	0	48	0	0	0	0	0	0
Construction Month	49	50	51	52	53	54	55	56	57	58	59	60
dB LAeq(T)	0	0	0	0	0	0	0	0	0	0	0	0
Predicted Night-time Construction Noise Levels												
Construction Month	1	2	3	4	5	6	7	8	9	10	11	12
dB LAeq(T)	0	48	48	48	48	49	49	59	59	59	59	59
Construction Month	13	14	15	16	17	18	19	20	21	22	23	24
dB LAeq(T)	59	59	59	59	59	59	61	61	55	54	52	0
Construction Month	25	26	27	28	29	30	31	32	33	34	35	36
dB LAeq(T)	0	0	0	41	42	45	45	45	45	44	33	32
Construction Month	37	38	39	40	41	42	43	44	45	46	47	48
dB LAeq(T)	0	0	0	0	0	0	0	0	0	0	0	0
Construction Month	49	50	51	52	53	54	55	56	57	58	59	60
dB LAeq(T)	0	0	0	0	0	0	0	0	0	0	0	0

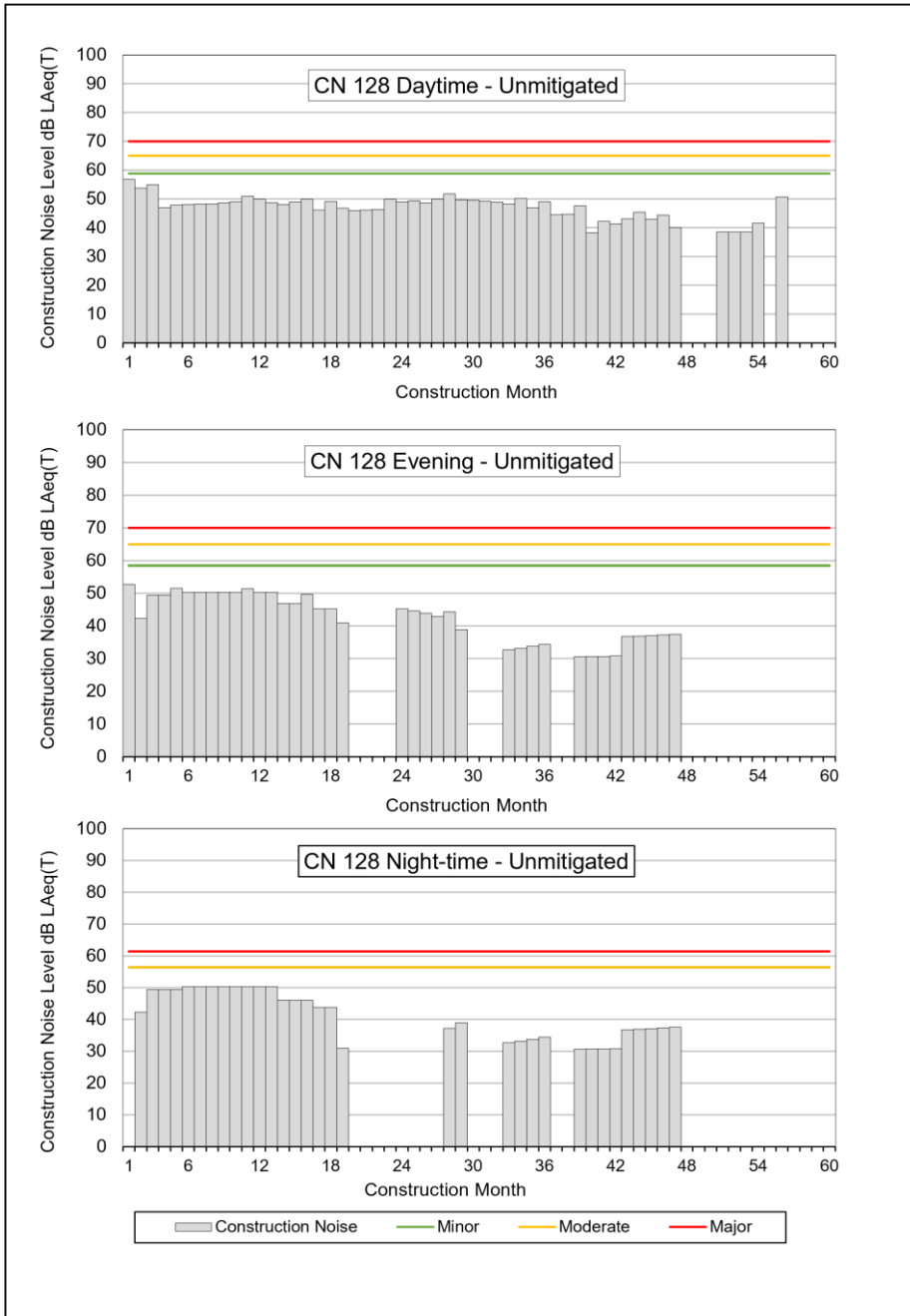
Graphical Representation of Unmitigated Construction Noise Levels at CN 127



Unmitigated Construction Noise Levels at CN 127

Predicted Daytime Construction Noise Levels												
Construction Month	1	2	3	4	5	6	7	8	9	10	11	12
dB LAeq(T)	64	53	53	43	45	45	45	45	46	46	47	47
Construction Month	13	14	15	16	17	18	19	20	21	22	23	24
dB LAeq(T)	46	47	47	47	44	48	47	46	46	46	50	49
Construction Month	25	26	27	28	29	30	31	32	33	34	35	36
dB LAeq(T)	49	49	50	50	49	47	48	46	47	47	45	46
Construction Month	37	38	39	40	41	42	43	44	45	46	47	48
dB LAeq(T)	41	41	45	0	0	35	35	42	0	38	36	0
Construction Month	49	50	51	52	53	54	55	56	57	58	59	60
dB LAeq(T)	0	0	38	38	38	41	0	64	38	0	0	0
Predicted Evening Construction Noise Levels												
Construction Month	1	2	3	4	5	6	7	8	9	10	11	12
dB LAeq(T)	49	0	0	0	45	39	39	39	39	39	43	39
Construction Month	13	14	15	16	17	18	19	20	21	22	23	24
dB LAeq(T)	39	42	42	45	42	43	41	0	0	0	0	45
Construction Month	25	26	27	28	29	30	31	32	33	34	35	36
dB LAeq(T)	45	44	45	42	39	0	0	0	32	33	33	33
Construction Month	37	38	39	40	41	42	43	44	45	46	47	48
dB LAeq(T)	0	0	0	0	0	0	32	32	32	32	32	0
Construction Month	49	50	51	52	53	54	55	56	57	58	59	60
dB LAeq(T)	0	0	0	0	0	0	0	0	0	0	0	0
Predicted Night-time Construction Noise Levels												
Construction Month	1	2	3	4	5	6	7	8	9	10	11	12
dB LAeq(T)	0	0	0	0	0	39	39	39	39	39	39	39
Construction Month	13	14	15	16	17	18	19	20	21	22	23	24
dB LAeq(T)	39	39	39	39	39	39	0	0	0	0	0	0
Construction Month	25	26	27	28	29	30	31	32	33	34	35	36
dB LAeq(T)	0	0	0	37	39	0	0	0	32	33	33	33
Construction Month	37	38	39	40	41	42	43	44	45	46	47	48
dB LAeq(T)	0	0	0	0	0	0	32	32	32	32	32	0
Construction Month	49	50	51	52	53	54	55	56	57	58	59	60
dB LAeq(T)	0	0	0	0	0	0	0	0	0	0	0	0

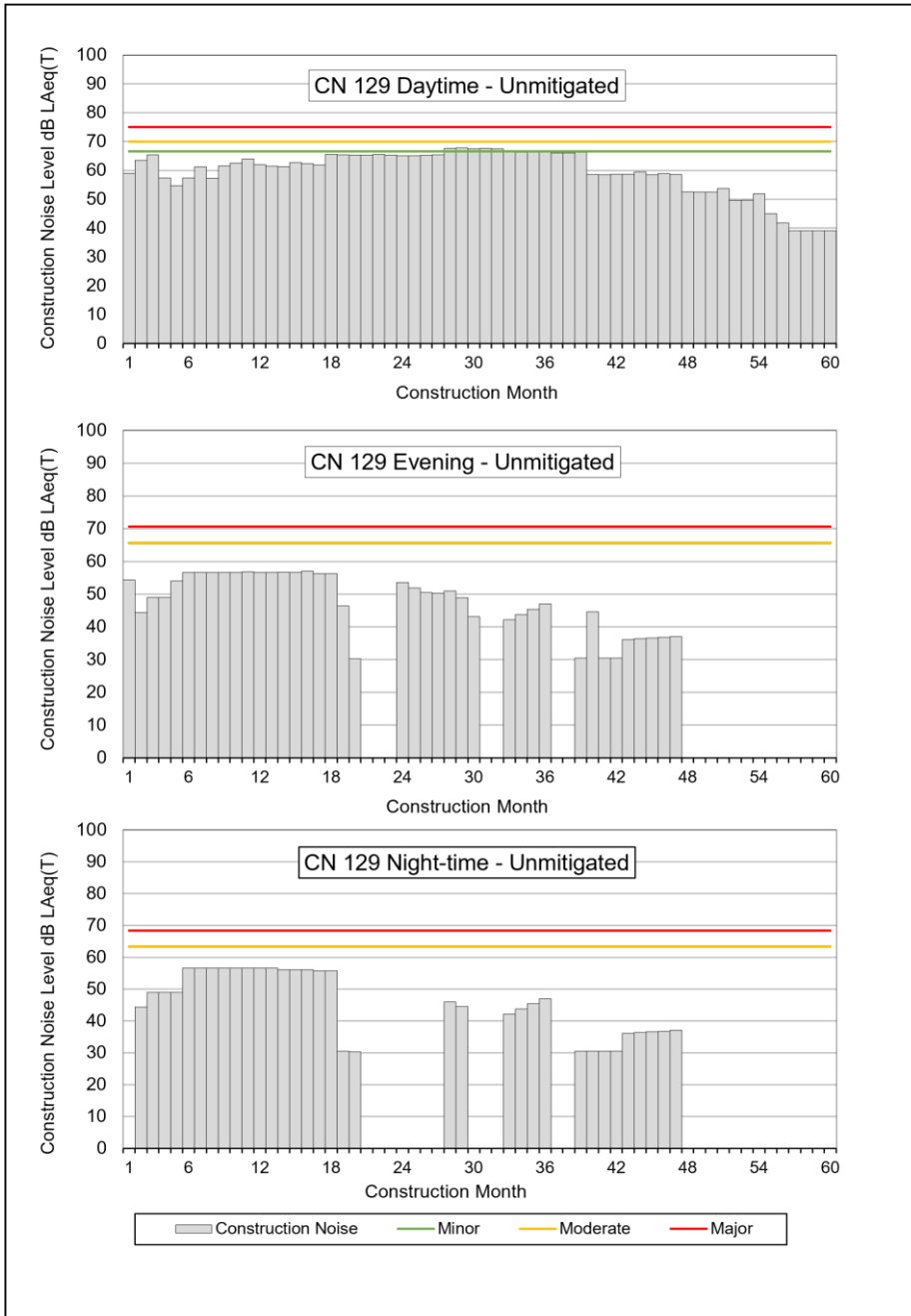
Graphical Representation of Unmitigated Construction Noise Levels at CN 128



Unmitigated Construction Noise Levels at CN 128

Predicted Daytime Construction Noise Levels												
Construction Month	1	2	3	4	5	6	7	8	9	10	11	12
dB LAeq(T)	57	54	55	47	48	48	48	48	49	49	51	50
Construction Month	13	14	15	16	17	18	19	20	21	22	23	24
dB LAeq(T)	49	48	49	50	46	49	47	46	46	46	50	49
Construction Month	25	26	27	28	29	30	31	32	33	34	35	36
dB LAeq(T)	49	49	50	52	50	50	49	49	48	50	47	49
Construction Month	37	38	39	40	41	42	43	44	45	46	47	48
dB LAeq(T)	45	45	48	38	42	41	43	45	43	44	40	0
Construction Month	49	50	51	52	53	54	55	56	57	58	59	60
dB LAeq(T)	0	0	39	39	39	42	0	51	0	0	0	0
Predicted Evening Construction Noise Levels												
Construction Month	1	2	3	4	5	6	7	8	9	10	11	12
dB LAeq(T)	53	42	49	49	52	50	50	50	50	50	51	50
Construction Month	13	14	15	16	17	18	19	20	21	22	23	24
dB LAeq(T)	50	47	47	50	45	45	41	0	0	0	0	45
Construction Month	25	26	27	28	29	30	31	32	33	34	35	36
dB LAeq(T)	45	44	43	44	39	0	0	0	33	33	34	34
Construction Month	37	38	39	40	41	42	43	44	45	46	47	48
dB LAeq(T)	0	0	31	31	31	31	37	37	37	37	38	0
Construction Month	49	50	51	52	53	54	55	56	57	58	59	60
dB LAeq(T)	0	0	0	0	0	0	0	0	0	0	0	0
Predicted Night-time Construction Noise Levels												
Construction Month	1	2	3	4	5	6	7	8	9	10	11	12
dB LAeq(T)	0	42	49	49	49	50	50	50	50	50	50	50
Construction Month	13	14	15	16	17	18	19	20	21	22	23	24
dB LAeq(T)	50	46	46	46	44	44	31	0	0	0	0	0
Construction Month	25	26	27	28	29	30	31	32	33	34	35	36
dB LAeq(T)	0	0	0	37	39	0	0	0	33	33	34	34
Construction Month	37	38	39	40	41	42	43	44	45	46	47	48
dB LAeq(T)	0	0	31	31	31	31	37	37	37	37	38	0
Construction Month	49	50	51	52	53	54	55	56	57	58	59	60
dB LAeq(T)	0	0	0	0	0	0	0	0	0	0	0	0

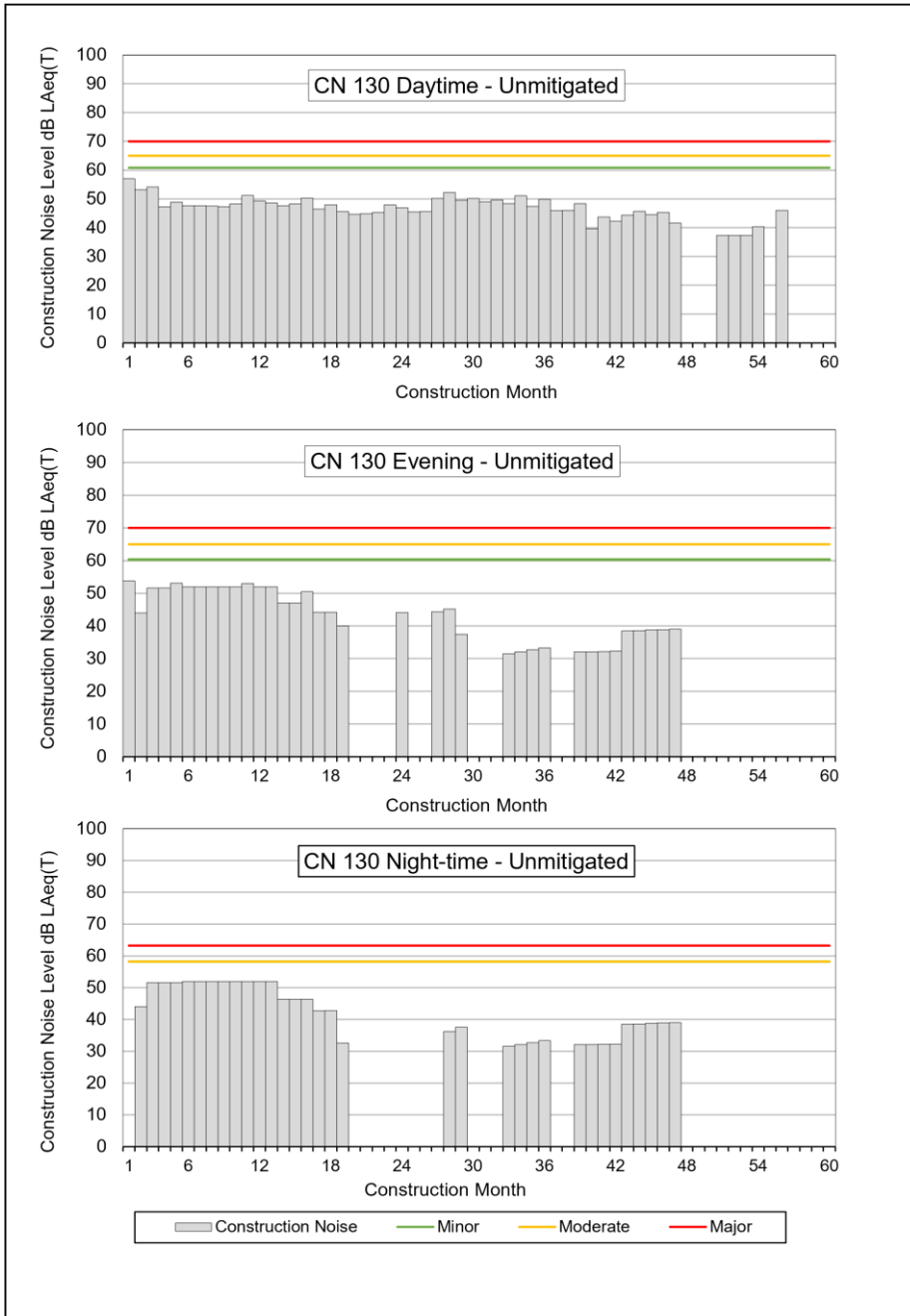
Graphical Representation of Unmitigated Construction Noise Levels at CN 129



Unmitigated Construction Noise Levels at CN 129

Predicted Daytime Construction Noise Levels												
Construction Month	1	2	3	4	5	6	7	8	9	10	11	12
dB LAeq(T)	59	64	65	57	55	57	61	57	62	63	64	62
Construction Month	13	14	15	16	17	18	19	20	21	22	23	24
dB LAeq(T)	62	61	63	62	62	66	65	65	65	66	65	65
Construction Month	25	26	27	28	29	30	31	32	33	34	35	36
dB LAeq(T)	65	65	65	68	68	68	68	68	67	66	66	67
Construction Month	37	38	39	40	41	42	43	44	45	46	47	48
dB LAeq(T)	66	66	66	59	59	59	59	59	59	59	59	53
Construction Month	49	50	51	52	53	54	55	56	57	58	59	60
dB LAeq(T)	53	53	54	50	50	52	45	42	39	39	39	39
Predicted Evening Construction Noise Levels												
Construction Month	1	2	3	4	5	6	7	8	9	10	11	12
dB LAeq(T)	54	44	49	49	54	57	57	57	57	57	57	57
Construction Month	13	14	15	16	17	18	19	20	21	22	23	24
dB LAeq(T)	57	57	57	57	56	56	46	30	0	0	0	54
Construction Month	25	26	27	28	29	30	31	32	33	34	35	36
dB LAeq(T)	52	51	50	51	49	43	0	0	42	44	45	47
Construction Month	37	38	39	40	41	42	43	44	45	46	47	48
dB LAeq(T)	0	0	31	45	31	31	36	36	37	37	37	0
Construction Month	49	50	51	52	53	54	55	56	57	58	59	60
dB LAeq(T)	0	0	0	0	0	0	0	0	0	0	0	0
Predicted Night-time Construction Noise Levels												
Construction Month	1	2	3	4	5	6	7	8	9	10	11	12
dB LAeq(T)	0	44	49	49	49	57	57	57	57	57	57	57
Construction Month	13	14	15	16	17	18	19	20	21	22	23	24
dB LAeq(T)	57	56	56	56	56	56	31	30	0	0	0	0
Construction Month	25	26	27	28	29	30	31	32	33	34	35	36
dB LAeq(T)	0	0	0	46	45	0	0	0	42	44	45	47
Construction Month	37	38	39	40	41	42	43	44	45	46	47	48
dB LAeq(T)	0	0	31	31	31	31	36	36	37	37	37	0
Construction Month	49	50	51	52	53	54	55	56	57	58	59	60
dB LAeq(T)	0	0	0	0	0	0	0	0	0	0	0	0

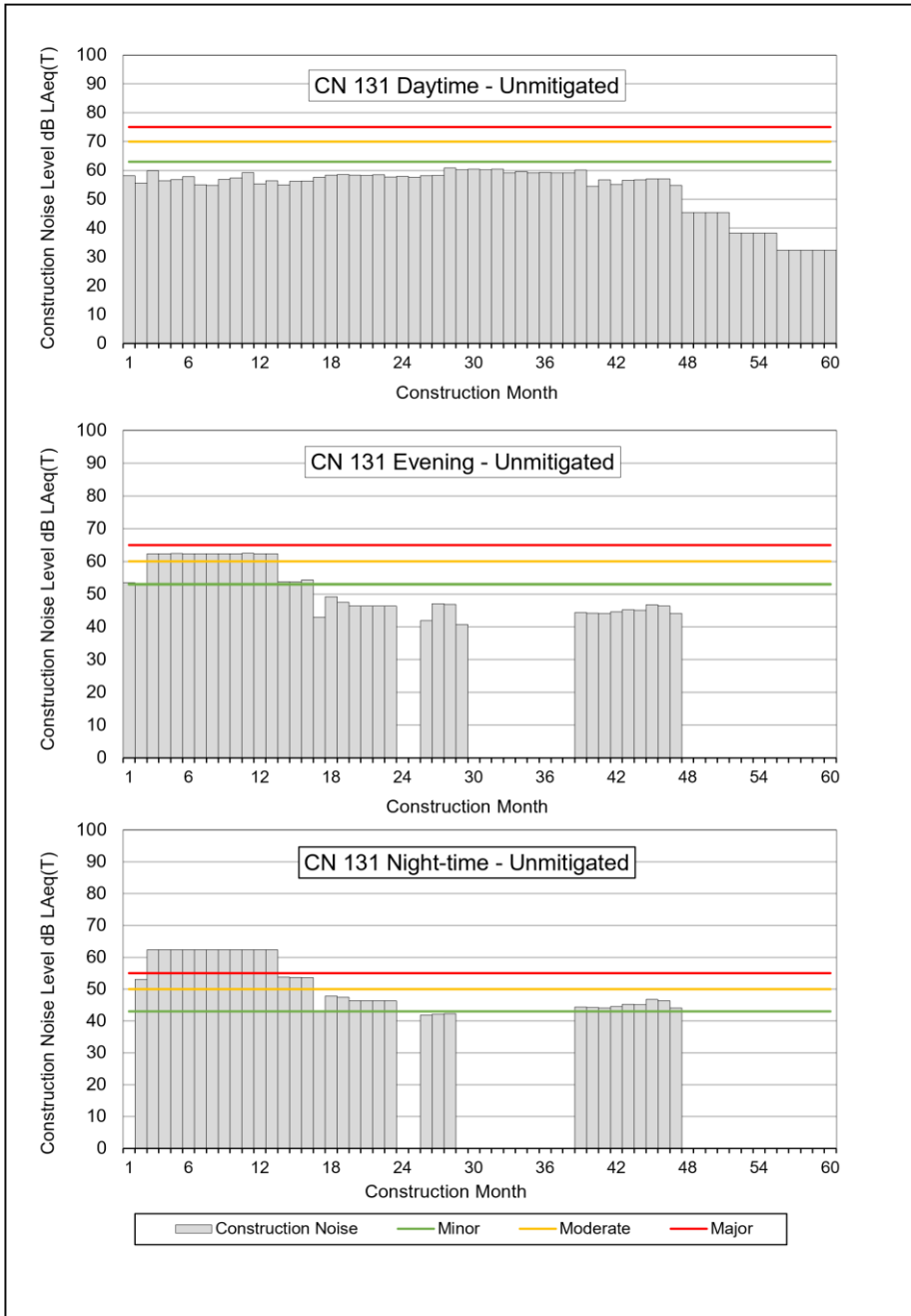
Graphical Representation of Unmitigated Construction Noise Levels at CN 130



Unmitigated Construction Noise Levels at CN 130

Predicted Daytime Construction Noise Levels												
Construction Month	1	2	3	4	5	6	7	8	9	10	11	12
dB LAeq(T)	57	53	54	47	49	48	48	48	47	48	51	49
Construction Month	13	14	15	16	17	18	19	20	21	22	23	24
dB LAeq(T)	49	48	48	50	47	48	46	45	45	45	48	47
Construction Month	25	26	27	28	29	30	31	32	33	34	35	36
dB LAeq(T)	46	46	50	52	50	50	49	50	48	51	47	50
Construction Month	37	38	39	40	41	42	43	44	45	46	47	48
dB LAeq(T)	46	46	48	40	44	42	44	46	45	45	42	0
Construction Month	49	50	51	52	53	54	55	56	57	58	59	60
dB LAeq(T)	0	0	37	37	37	40	0	46	0	0	0	0
Predicted Evening Construction Noise Levels												
Construction Month	1	2	3	4	5	6	7	8	9	10	11	12
dB LAeq(T)	54	44	52	52	53	52	52	52	52	52	53	52
Construction Month	13	14	15	16	17	18	19	20	21	22	23	24
dB LAeq(T)	52	47	47	51	44	44	40	0	0	0	0	44
Construction Month	25	26	27	28	29	30	31	32	33	34	35	36
dB LAeq(T)	0	0	44	45	38	0	0	0	32	32	33	33
Construction Month	37	38	39	40	41	42	43	44	45	46	47	48
dB LAeq(T)	0	0	32	32	32	32	39	39	39	39	39	0
Construction Month	49	50	51	52	53	54	55	56	57	58	59	60
dB LAeq(T)	0	0	0	0	0	0	0	0	0	0	0	0
Predicted Night-time Construction Noise Levels												
Construction Month	1	2	3	4	5	6	7	8	9	10	11	12
dB LAeq(T)	0	44	52	52	52	52	52	52	52	52	52	52
Construction Month	13	14	15	16	17	18	19	20	21	22	23	24
dB LAeq(T)	52	46	46	46	43	43	33	0	0	0	0	0
Construction Month	25	26	27	28	29	30	31	32	33	34	35	36
dB LAeq(T)	0	0	0	36	38	0	0	0	32	32	33	33
Construction Month	37	38	39	40	41	42	43	44	45	46	47	48
dB LAeq(T)	0	0	32	32	32	32	39	39	39	39	39	0
Construction Month	49	50	51	52	53	54	55	56	57	58	59	60
dB LAeq(T)	0	0	0	0	0	0	0	0	0	0	0	0

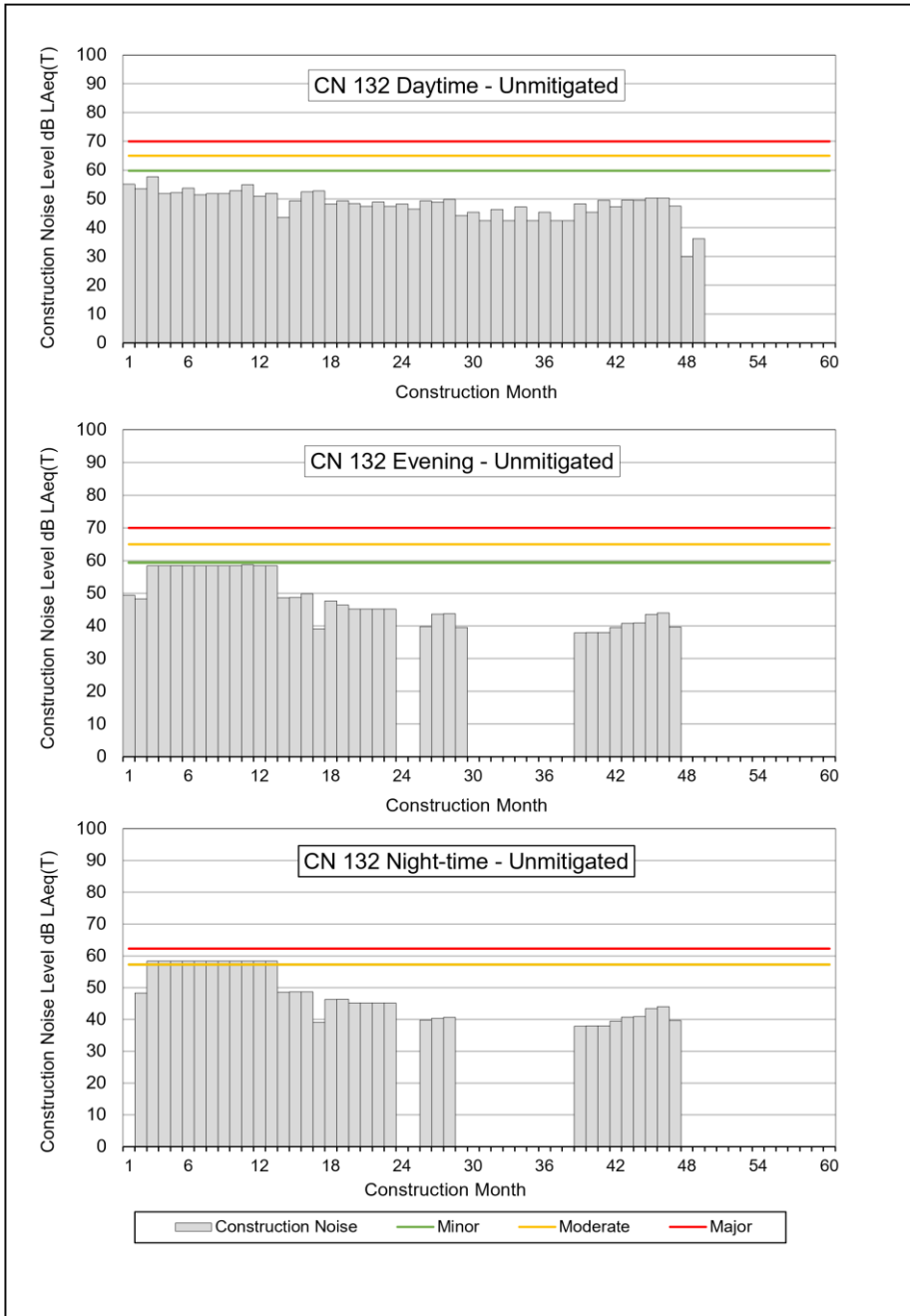
Graphical Representation of Unmitigated Construction Noise Levels at CN 131



Unmitigated Construction Noise Levels at CN 131

Predicted Daytime Construction Noise Levels												
Construction Month	1	2	3	4	5	6	7	8	9	10	11	12
dB LAeq(T)	58	56	60	56	57	58	55	55	57	57	59	55
Construction Month	13	14	15	16	17	18	19	20	21	22	23	24
dB LAeq(T)	56	55	56	56	58	58	59	58	58	59	58	58
Construction Month	25	26	27	28	29	30	31	32	33	34	35	36
dB LAeq(T)	58	58	58	61	60	60	60	60	59	60	59	59
Construction Month	37	38	39	40	41	42	43	44	45	46	47	48
dB LAeq(T)	59	59	60	55	57	55	57	57	57	57	55	45
Construction Month	49	50	51	52	53	54	55	56	57	58	59	60
dB LAeq(T)	45	45	45	38	38	38	38	32	32	32	32	32
Predicted Evening Construction Noise Levels												
Construction Month	1	2	3	4	5	6	7	8	9	10	11	12
dB LAeq(T)	54	53	62	62	62	62	62	62	62	62	63	62
Construction Month	13	14	15	16	17	18	19	20	21	22	23	24
dB LAeq(T)	62	54	54	54	43	49	48	46	46	46	46	0
Construction Month	25	26	27	28	29	30	31	32	33	34	35	36
dB LAeq(T)	0	42	47	47	41	0	0	0	0	0	0	0
Construction Month	37	38	39	40	41	42	43	44	45	46	47	48
dB LAeq(T)	0	0	44	44	44	45	45	45	47	46	44	0
Construction Month	49	50	51	52	53	54	55	56	57	58	59	60
dB LAeq(T)	0	0	0	0	0	0	0	0	0	0	0	0
Predicted Night-time Construction Noise Levels												
Construction Month	1	2	3	4	5	6	7	8	9	10	11	12
dB LAeq(T)	0	53	62	62	62	62	62	62	62	62	62	62
Construction Month	13	14	15	16	17	18	19	20	21	22	23	24
dB LAeq(T)	62	54	54	54	43	48	48	46	46	46	46	0
Construction Month	25	26	27	28	29	30	31	32	33	34	35	36
dB LAeq(T)	0	42	42	42	0	0	0	0	0	0	0	0
Construction Month	37	38	39	40	41	42	43	44	45	46	47	48
dB LAeq(T)	0	0	44	44	44	45	45	45	47	46	44	0
Construction Month	49	50	51	52	53	54	55	56	57	58	59	60
dB LAeq(T)	0	0	0	0	0	0	0	0	0	0	0	0

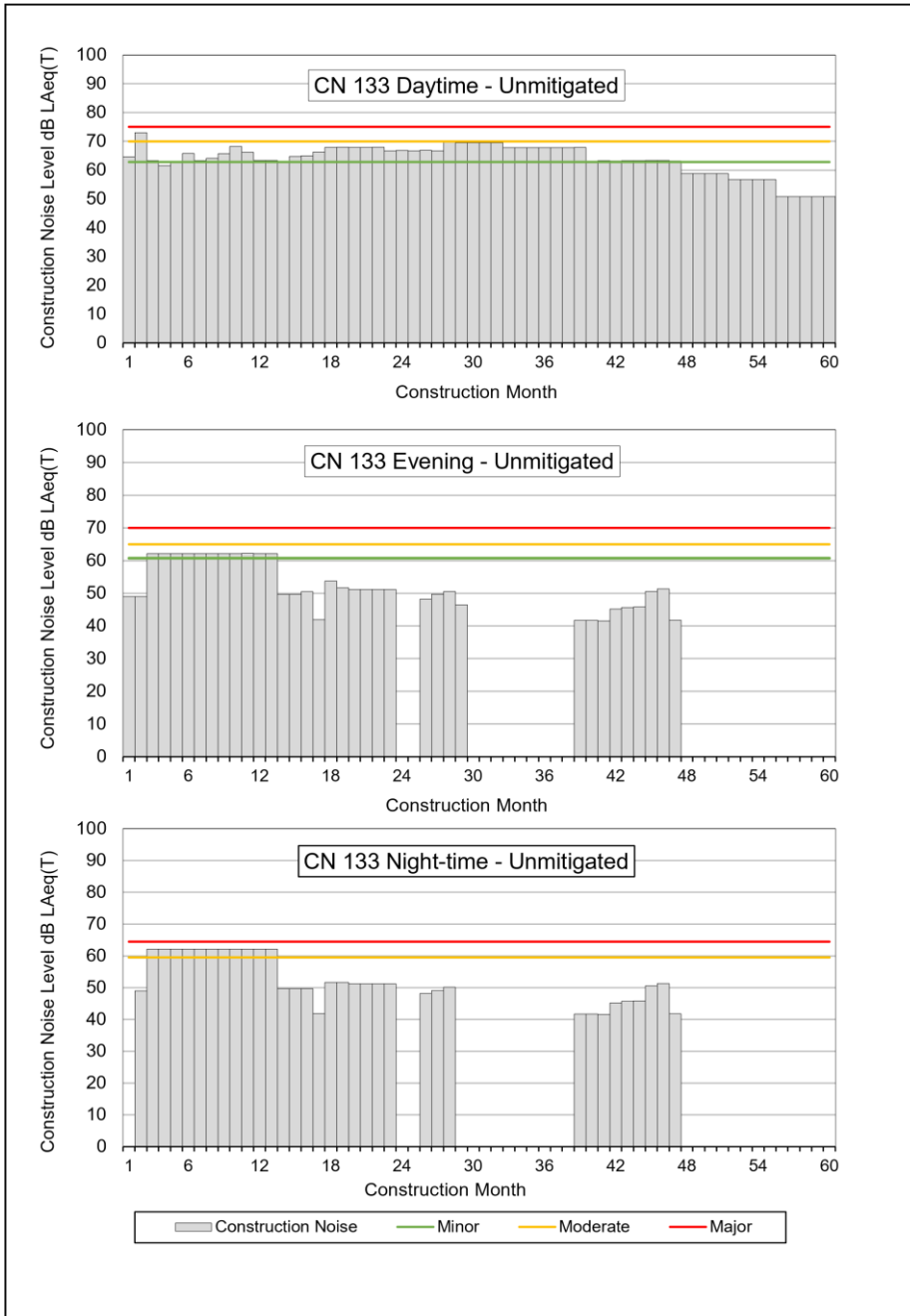
Graphical Representation of Unmitigated Construction Noise Levels at CN 132



Unmitigated Construction Noise Levels at CN 132

Predicted Daytime Construction Noise Levels												
Construction Month	1	2	3	4	5	6	7	8	9	10	11	12
dB LAeq(T)	55	54	58	52	52	54	51	52	52	53	55	51
Construction Month	13	14	15	16	17	18	19	20	21	22	23	24
dB LAeq(T)	52	44	49	53	53	48	49	48	47	49	47	48
Construction Month	25	26	27	28	29	30	31	32	33	34	35	36
dB LAeq(T)	47	49	49	50	44	45	42	46	42	47	42	45
Construction Month	37	38	39	40	41	42	43	44	45	46	47	48
dB LAeq(T)	42	42	48	45	50	47	50	50	50	50	48	30
Construction Month	49	50	51	52	53	54	55	56	57	58	59	60
dB LAeq(T)	36	0	0	0	0	0	0	0	0	0	0	0
Predicted Evening Construction Noise Levels												
Construction Month	1	2	3	4	5	6	7	8	9	10	11	12
dB LAeq(T)	49	48	58	58	59	58	58	58	58	58	59	58
Construction Month	13	14	15	16	17	18	19	20	21	22	23	24
dB LAeq(T)	58	49	49	50	39	48	46	45	45	45	45	0
Construction Month	25	26	27	28	29	30	31	32	33	34	35	36
dB LAeq(T)	0	40	44	44	40	0	0	0	0	0	0	0
Construction Month	37	38	39	40	41	42	43	44	45	46	47	48
dB LAeq(T)	0	0	38	38	38	40	41	41	44	44	40	0
Construction Month	49	50	51	52	53	54	55	56	57	58	59	60
dB LAeq(T)	0	0	0	0	0	0	0	0	0	0	0	0
Predicted Night-time Construction Noise Levels												
Construction Month	1	2	3	4	5	6	7	8	9	10	11	12
dB LAeq(T)	0	48	58	58	58	58	58	58	58	58	58	58
Construction Month	13	14	15	16	17	18	19	20	21	22	23	24
dB LAeq(T)	58	49	49	49	39	46	46	45	45	45	45	0
Construction Month	25	26	27	28	29	30	31	32	33	34	35	36
dB LAeq(T)	0	40	40	41	0	0	0	0	0	0	0	0
Construction Month	37	38	39	40	41	42	43	44	45	46	47	48
dB LAeq(T)	0	0	38	38	38	40	41	41	44	44	40	0
Construction Month	49	50	51	52	53	54	55	56	57	58	59	60
dB LAeq(T)	0	0	0	0	0	0	0	0	0	0	0	0

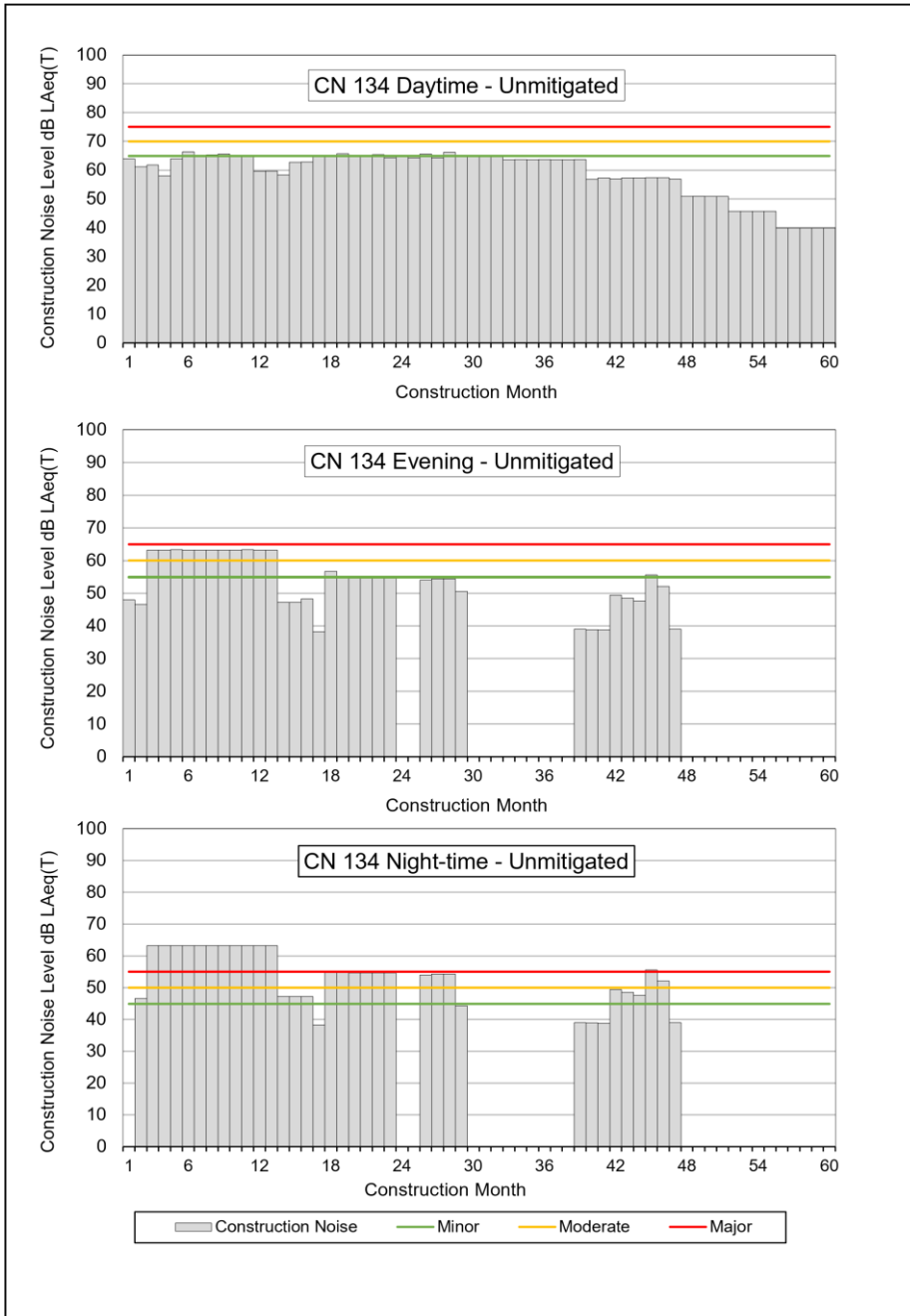
Graphical Representation of Unmitigated Construction Noise Levels at CN 133



Unmitigated Construction Noise Levels at CN 133

Predicted Daytime Construction Noise Levels												
Construction Month	1	2	3	4	5	6	7	8	9	10	11	12
dB LAeq(T)	65	73	63	62	63	66	63	64	66	68	66	63
Construction Month	13	14	15	16	17	18	19	20	21	22	23	24
dB LAeq(T)	63	63	65	65	66	68	68	68	68	68	67	67
Construction Month	25	26	27	28	29	30	31	32	33	34	35	36
dB LAeq(T)	67	67	67	70	70	70	70	70	68	68	68	68
Construction Month	37	38	39	40	41	42	43	44	45	46	47	48
dB LAeq(T)	68	68	68	63	63	63	63	63	63	63	63	59
Construction Month	49	50	51	52	53	54	55	56	57	58	59	60
dB LAeq(T)	59	59	59	57	57	57	57	51	51	51	51	51
Predicted Evening Construction Noise Levels												
Construction Month	1	2	3	4	5	6	7	8	9	10	11	12
dB LAeq(T)	49	49	62	62	62	62	62	62	62	62	62	62
Construction Month	13	14	15	16	17	18	19	20	21	22	23	24
dB LAeq(T)	62	50	50	51	42	54	52	51	51	51	51	0
Construction Month	25	26	27	28	29	30	31	32	33	34	35	36
dB LAeq(T)	0	48	50	51	47	0	0	0	0	0	0	0
Construction Month	37	38	39	40	41	42	43	44	45	46	47	48
dB LAeq(T)	0	0	42	42	42	45	46	46	51	51	42	0
Construction Month	49	50	51	52	53	54	55	56	57	58	59	60
dB LAeq(T)	0	0	0	0	0	0	0	0	0	0	0	0
Predicted Night-time Construction Noise Levels												
Construction Month	1	2	3	4	5	6	7	8	9	10	11	12
dB LAeq(T)	0	49	62	62	62	62	62	62	62	62	62	62
Construction Month	13	14	15	16	17	18	19	20	21	22	23	24
dB LAeq(T)	62	50	50	50	42	52	52	51	51	51	51	0
Construction Month	25	26	27	28	29	30	31	32	33	34	35	36
dB LAeq(T)	0	48	49	50	0	0	0	0	0	0	0	0
Construction Month	37	38	39	40	41	42	43	44	45	46	47	48
dB LAeq(T)	0	0	42	42	42	45	46	46	51	51	42	0
Construction Month	49	50	51	52	53	54	55	56	57	58	59	60
dB LAeq(T)	0	0	0	0	0	0	0	0	0	0	0	0

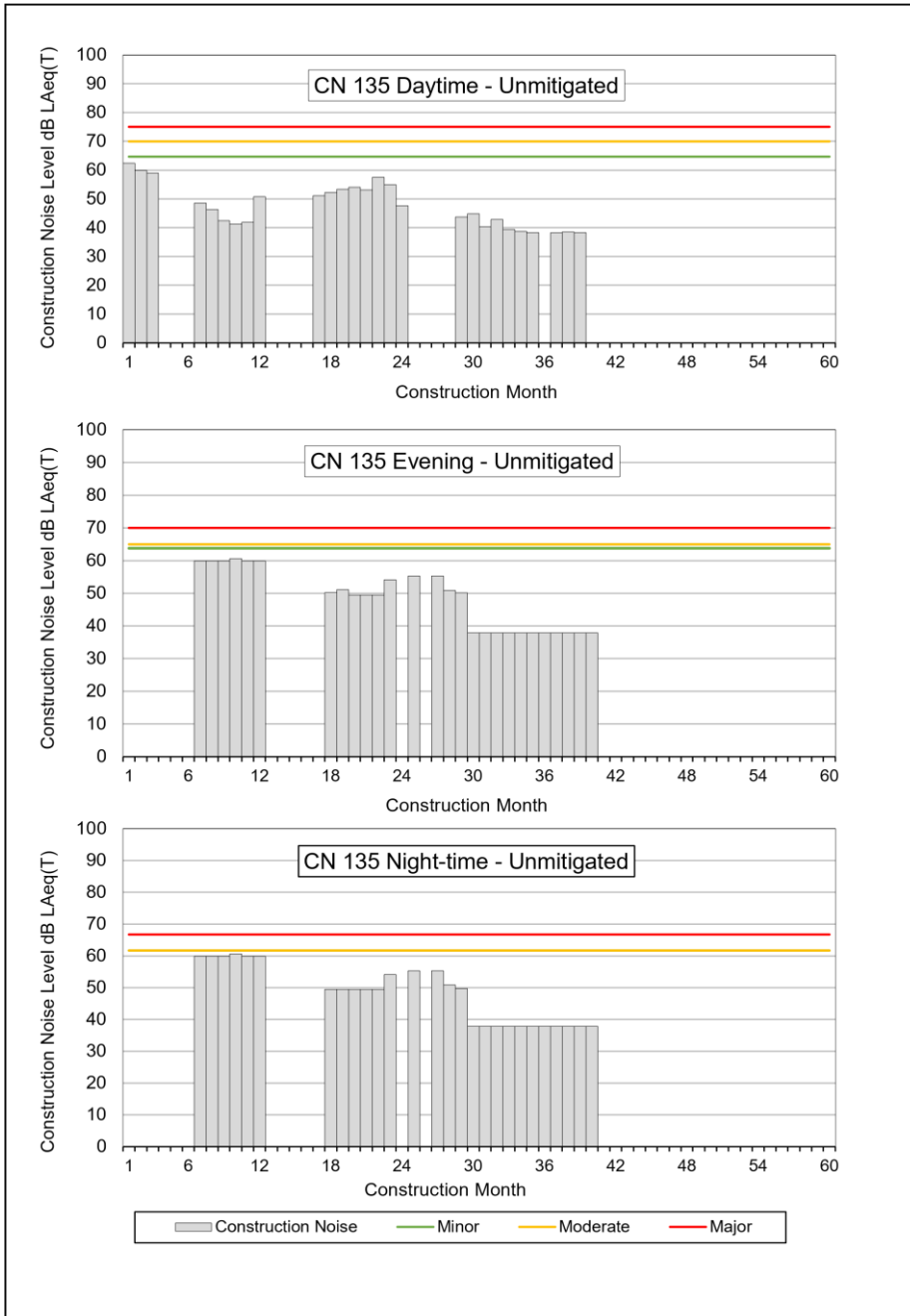
Graphical Representation of Unmitigated Construction Noise Levels at CN 134



Unmitigated Construction Noise Levels at CN 134

Predicted Daytime Construction Noise Levels												
Construction Month	1	2	3	4	5	6	7	8	9	10	11	12
dB LAeq(T)	64	61	62	58	64	66	65	65	66	65	65	60
Construction Month	13	14	15	16	17	18	19	20	21	22	23	24
dB LAeq(T)	60	58	63	63	65	65	66	65	65	65	64	65
Construction Month	25	26	27	28	29	30	31	32	33	34	35	36
dB LAeq(T)	64	66	64	66	65	65	65	65	64	64	64	64
Construction Month	37	38	39	40	41	42	43	44	45	46	47	48
dB LAeq(T)	64	64	64	57	57	57	57	57	57	57	57	51
Construction Month	49	50	51	52	53	54	55	56	57	58	59	60
dB LAeq(T)	51	51	51	46	46	46	46	40	40	40	40	40
Predicted Evening Construction Noise Levels												
Construction Month	1	2	3	4	5	6	7	8	9	10	11	12
dB LAeq(T)	48	47	63	63	63	63	63	63	63	63	63	63
Construction Month	13	14	15	16	17	18	19	20	21	22	23	24
dB LAeq(T)	63	47	47	48	38	57	55	55	55	55	55	0
Construction Month	25	26	27	28	29	30	31	32	33	34	35	36
dB LAeq(T)	0	54	55	55	51	0	0	0	0	0	0	0
Construction Month	37	38	39	40	41	42	43	44	45	46	47	48
dB LAeq(T)	0	0	39	39	39	49	49	48	56	52	39	0
Construction Month	49	50	51	52	53	54	55	56	57	58	59	60
dB LAeq(T)	0	0	0	0	0	0	0	0	0	0	0	0
Predicted Night-time Construction Noise Levels												
Construction Month	1	2	3	4	5	6	7	8	9	10	11	12
dB LAeq(T)	0	47	63	63	63	63	63	63	63	63	63	63
Construction Month	13	14	15	16	17	18	19	20	21	22	23	24
dB LAeq(T)	63	47	47	47	38	55	55	55	55	55	55	0
Construction Month	25	26	27	28	29	30	31	32	33	34	35	36
dB LAeq(T)	0	54	54	54	44	0	0	0	0	0	0	0
Construction Month	37	38	39	40	41	42	43	44	45	46	47	48
dB LAeq(T)	0	0	39	39	39	49	49	48	56	52	39	0
Construction Month	49	50	51	52	53	54	55	56	57	58	59	60
dB LAeq(T)	0	0	0	0	0	0	0	0	0	0	0	0

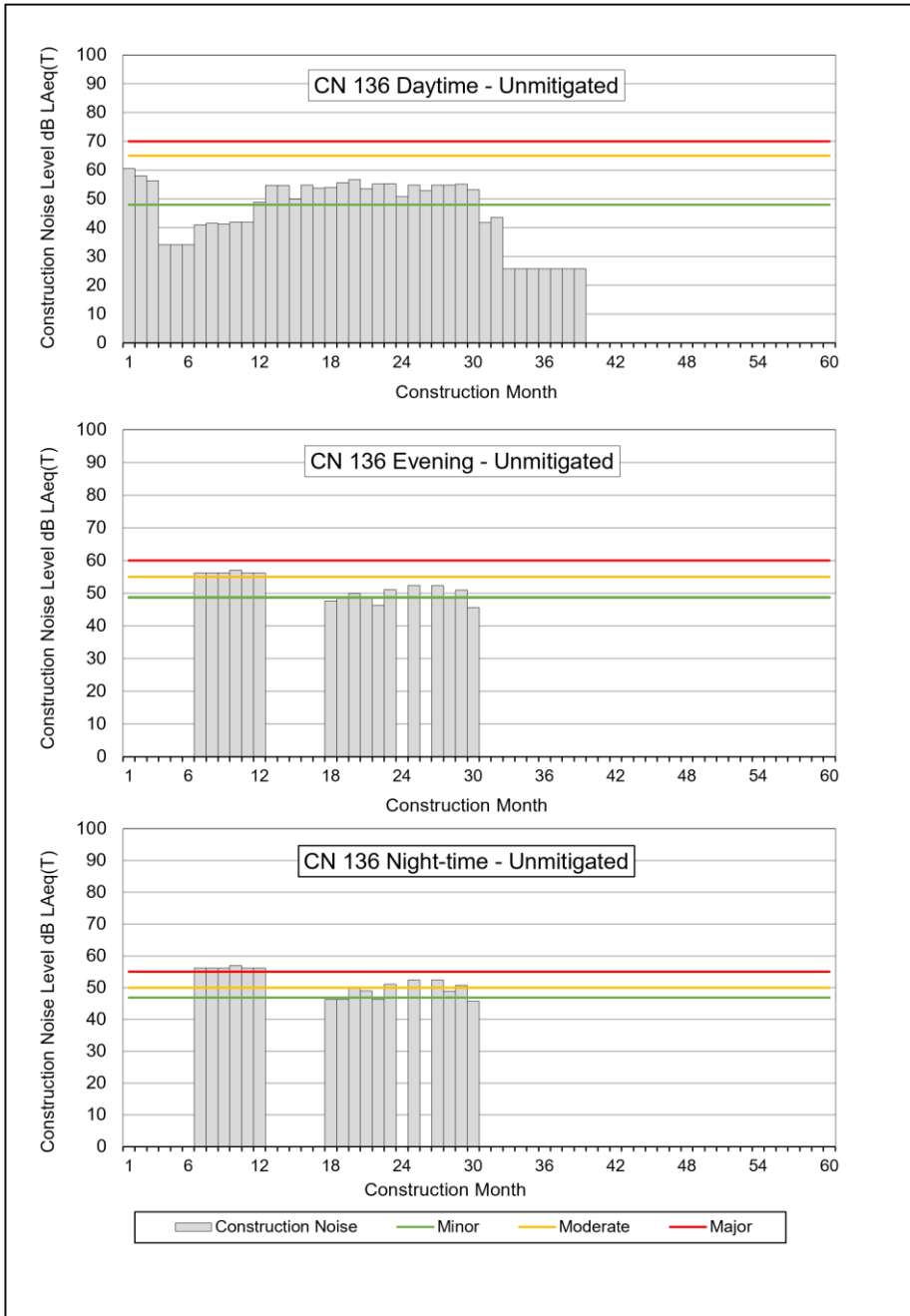
Graphical Representation of Unmitigated Construction Noise Levels at CN 135



Unmitigated Construction Noise Levels at CN 135

Predicted Daytime Construction Noise Levels												
Construction Month	1	2	3	4	5	6	7	8	9	10	11	12
dB LAeq(T)	62	60	59	0	0	0	49	46	42	41	42	51
Construction Month	13	14	15	16	17	18	19	20	21	22	23	24
dB LAeq(T)	0	0	0	0	51	52	53	54	53	58	55	48
Construction Month	25	26	27	28	29	30	31	32	33	34	35	36
dB LAeq(T)	0	0	0	0	44	45	40	43	39	39	38	0
Construction Month	37	38	39	40	41	42	43	44	45	46	47	48
dB LAeq(T)	38	39	38	0	0	0	0	0	0	0	0	0
Construction Month	49	50	51	52	53	54	55	56	57	58	59	60
dB LAeq(T)	0	0	0	0	0	0	0	0	0	0	0	0
Predicted Evening Construction Noise Levels												
Construction Month	1	2	3	4	5	6	7	8	9	10	11	12
dB LAeq(T)	0	0	0	0	0	0	60	60	60	61	60	60
Construction Month	13	14	15	16	17	18	19	20	21	22	23	24
dB LAeq(T)	0	0	0	0	0	50	51	50	50	50	54	0
Construction Month	25	26	27	28	29	30	31	32	33	34	35	36
dB LAeq(T)	55	0	55	51	50	38	38	38	38	38	38	38
Construction Month	37	38	39	40	41	42	43	44	45	46	47	48
dB LAeq(T)	38	38	38	38	0	0	0	0	0	0	0	0
Construction Month	49	50	51	52	53	54	55	56	57	58	59	60
dB LAeq(T)	0	0	0	0	0	0	0	0	0	0	0	0
Predicted Night-time Construction Noise Levels												
Construction Month	1	2	3	4	5	6	7	8	9	10	11	12
dB LAeq(T)	0	0	0	0	0	0	60	60	60	61	60	60
Construction Month	13	14	15	16	17	18	19	20	21	22	23	24
dB LAeq(T)	0	0	0	0	0	50	50	50	50	50	54	0
Construction Month	25	26	27	28	29	30	31	32	33	34	35	36
dB LAeq(T)	55	0	55	51	50	38	38	38	38	38	38	38
Construction Month	37	38	39	40	41	42	43	44	45	46	47	48
dB LAeq(T)	38	38	38	38	0	0	0	0	0	0	0	0
Construction Month	49	50	51	52	53	54	55	56	57	58	59	60
dB LAeq(T)	0	0	0	0	0	0	0	0	0	0	0	0

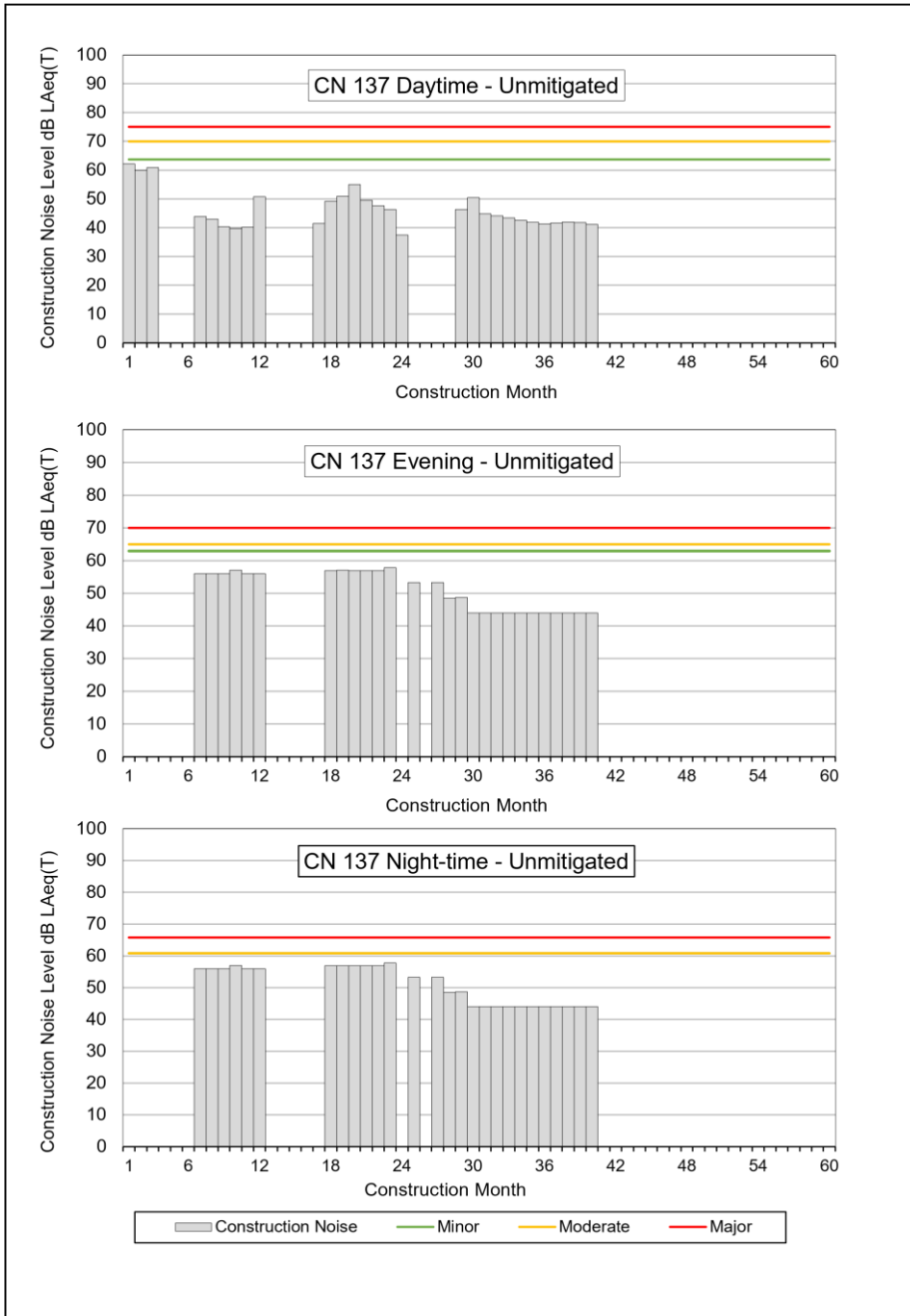
Graphical Representation of Unmitigated Construction Noise Levels at CN 136



Unmitigated Construction Noise Levels at CN 136

Predicted Daytime Construction Noise Levels												
Construction Month	1	2	3	4	5	6	7	8	9	10	11	12
dB LAeq(T)	61	58	56	34	34	34	41	42	41	42	42	49
Construction Month	13	14	15	16	17	18	19	20	21	22	23	24
dB LAeq(T)	55	55	50	55	54	54	56	57	54	55	55	51
Construction Month	25	26	27	28	29	30	31	32	33	34	35	36
dB LAeq(T)	55	53	55	55	55	53	42	44	26	26	26	26
Construction Month	37	38	39	40	41	42	43	44	45	46	47	48
dB LAeq(T)	26	26	26	0	0	0	0	0	0	0	0	0
Construction Month	49	50	51	52	53	54	55	56	57	58	59	60
dB LAeq(T)	0	0	0	0	0	0	0	0	0	0	0	0
Predicted Evening Construction Noise Levels												
Construction Month	1	2	3	4	5	6	7	8	9	10	11	12
dB LAeq(T)	0	0	0	0	0	0	56	56	56	57	56	56
Construction Month	13	14	15	16	17	18	19	20	21	22	23	24
dB LAeq(T)	0	0	0	0	0	48	49	50	49	46	51	0
Construction Month	25	26	27	28	29	30	31	32	33	34	35	36
dB LAeq(T)	52	0	52	49	51	46	0	0	0	0	0	0
Construction Month	37	38	39	40	41	42	43	44	45	46	47	48
dB LAeq(T)	0	0	0	0	0	0	0	0	0	0	0	0
Construction Month	49	50	51	52	53	54	55	56	57	58	59	60
dB LAeq(T)	0	0	0	0	0	0	0	0	0	0	0	0
Predicted Night-time Construction Noise Levels												
Construction Month	1	2	3	4	5	6	7	8	9	10	11	12
dB LAeq(T)	0	0	0	0	0	0	56	56	56	57	56	56
Construction Month	13	14	15	16	17	18	19	20	21	22	23	24
dB LAeq(T)	0	0	0	0	0	46	46	50	49	46	51	0
Construction Month	25	26	27	28	29	30	31	32	33	34	35	36
dB LAeq(T)	52	0	52	49	51	46	0	0	0	0	0	0
Construction Month	37	38	39	40	41	42	43	44	45	46	47	48
dB LAeq(T)	0	0	0	0	0	0	0	0	0	0	0	0
Construction Month	49	50	51	52	53	54	55	56	57	58	59	60
dB LAeq(T)	0	0	0	0	0	0	0	0	0	0	0	0

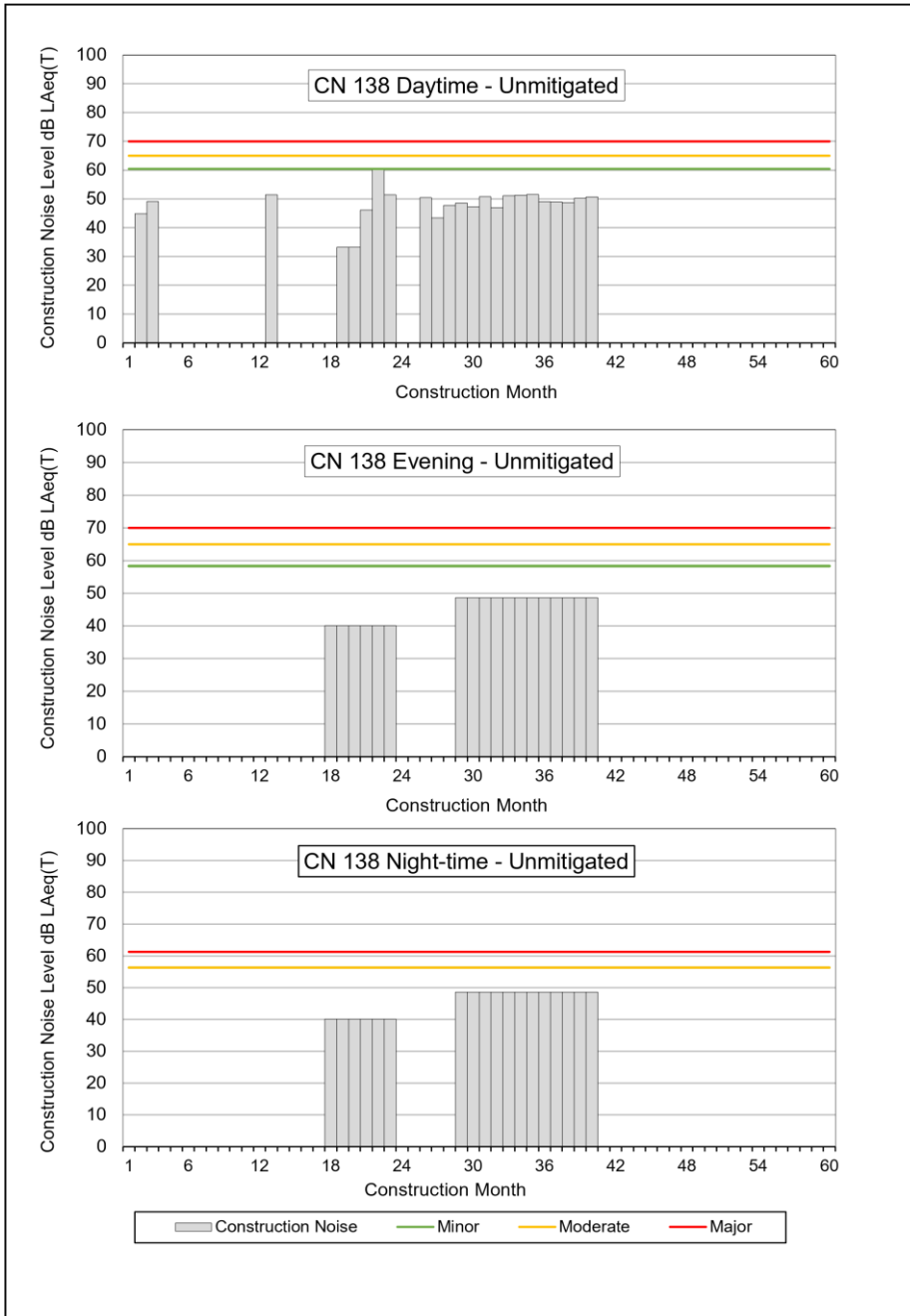
Graphical Representation of Unmitigated Construction Noise Levels at CN 137



Unmitigated Construction Noise Levels at CN 137

Predicted Daytime Construction Noise Levels												
Construction Month	1	2	3	4	5	6	7	8	9	10	11	12
dB LAeq(T)	62	60	61	0	0	0	44	43	40	40	40	51
Construction Month	13	14	15	16	17	18	19	20	21	22	23	24
dB LAeq(T)	0	0	0	0	41	49	51	55	50	48	46	38
Construction Month	25	26	27	28	29	30	31	32	33	34	35	36
dB LAeq(T)	0	0	0	0	46	50	45	44	43	43	42	41
Construction Month	37	38	39	40	41	42	43	44	45	46	47	48
dB LAeq(T)	42	42	42	41	0	0	0	0	0	0	0	0
Construction Month	49	50	51	52	53	54	55	56	57	58	59	60
dB LAeq(T)	0	0	0	0	0	0	0	0	0	0	0	0
Predicted Evening Construction Noise Levels												
Construction Month	1	2	3	4	5	6	7	8	9	10	11	12
dB LAeq(T)	0	0	0	0	0	0	56	56	56	57	56	56
Construction Month	13	14	15	16	17	18	19	20	21	22	23	24
dB LAeq(T)	0	0	0	0	0	57	57	57	57	57	58	0
Construction Month	25	26	27	28	29	30	31	32	33	34	35	36
dB LAeq(T)	53	0	53	49	49	44	44	44	44	44	44	44
Construction Month	37	38	39	40	41	42	43	44	45	46	47	48
dB LAeq(T)	44	44	44	44	0	0	0	0	0	0	0	0
Construction Month	49	50	51	52	53	54	55	56	57	58	59	60
dB LAeq(T)	0	0	0	0	0	0	0	0	0	0	0	0
Predicted Night-time Construction Noise Levels												
Construction Month	1	2	3	4	5	6	7	8	9	10	11	12
dB LAeq(T)	0	0	0	0	0	0	56	56	56	57	56	56
Construction Month	13	14	15	16	17	18	19	20	21	22	23	24
dB LAeq(T)	0	0	0	0	0	57	57	57	57	57	58	0
Construction Month	25	26	27	28	29	30	31	32	33	34	35	36
dB LAeq(T)	53	0	53	49	49	44	44	44	44	44	44	44
Construction Month	37	38	39	40	41	42	43	44	45	46	47	48
dB LAeq(T)	44	44	44	44	0	0	0	0	0	0	0	0
Construction Month	49	50	51	52	53	54	55	56	57	58	59	60
dB LAeq(T)	0	0	0	0	0	0	0	0	0	0	0	0

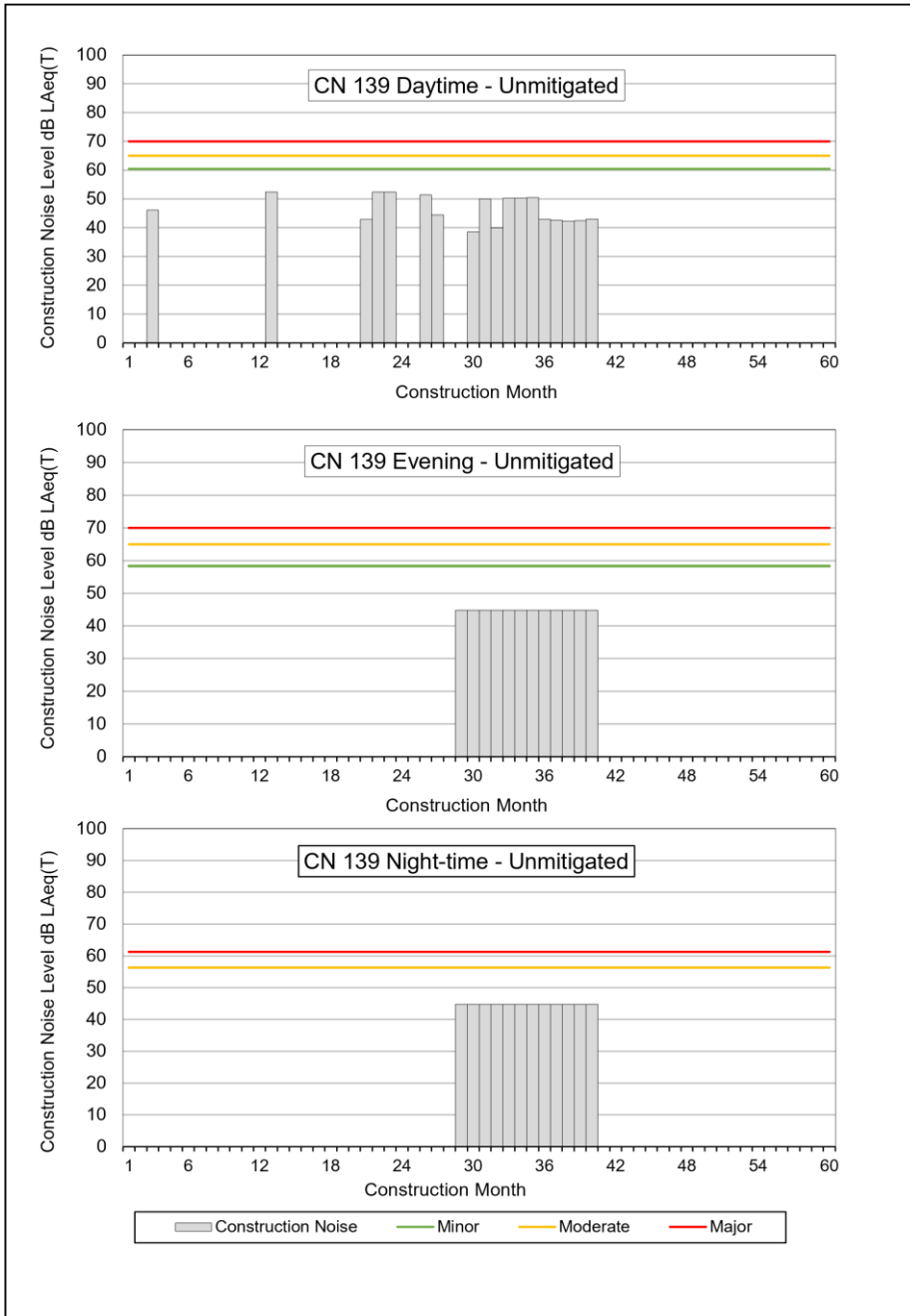
Graphical Representation of Unmitigated Construction Noise Levels at CN 138



Unmitigated Construction Noise Levels at CN 138

Predicted Daytime Construction Noise Levels												
Construction Month	1	2	3	4	5	6	7	8	9	10	11	12
dB LAeq(T)	0	45	49	0	0	0	0	0	0	0	0	0
Construction Month	13	14	15	16	17	18	19	20	21	22	23	24
dB LAeq(T)	51	0	0	0	0	0	33	33	46	60	51	0
Construction Month	25	26	27	28	29	30	31	32	33	34	35	36
dB LAeq(T)	0	50	43	48	49	47	51	47	51	51	52	49
Construction Month	37	38	39	40	41	42	43	44	45	46	47	48
dB LAeq(T)	49	49	50	51	0	0	0	0	0	0	0	0
Construction Month	49	50	51	52	53	54	55	56	57	58	59	60
dB LAeq(T)	0	0	0	0	0	0	0	0	0	0	0	0
Predicted Evening Construction Noise Levels												
Construction Month	1	2	3	4	5	6	7	8	9	10	11	12
dB LAeq(T)	0	0	0	0	0	0	0	0	0	0	0	0
Construction Month	13	14	15	16	17	18	19	20	21	22	23	24
dB LAeq(T)	0	0	0	0	0	40	40	40	40	40	40	0
Construction Month	25	26	27	28	29	30	31	32	33	34	35	36
dB LAeq(T)	0	0	0	0	49	49	49	49	49	49	49	49
Construction Month	37	38	39	40	41	42	43	44	45	46	47	48
dB LAeq(T)	49	49	49	49	0	0	0	0	0	0	0	0
Construction Month	49	50	51	52	53	54	55	56	57	58	59	60
dB LAeq(T)	0	0	0	0	0	0	0	0	0	0	0	0
Predicted Night-time Construction Noise Levels												
Construction Month	1	2	3	4	5	6	7	8	9	10	11	12
dB LAeq(T)	0	0	0	0	0	0	0	0	0	0	0	0
Construction Month	13	14	15	16	17	18	19	20	21	22	23	24
dB LAeq(T)	0	0	0	0	0	40	40	40	40	40	40	0
Construction Month	25	26	27	28	29	30	31	32	33	34	35	36
dB LAeq(T)	0	0	0	0	49	49	49	49	49	49	49	49
Construction Month	37	38	39	40	41	42	43	44	45	46	47	48
dB LAeq(T)	49	49	49	49	0	0	0	0	0	0	0	0
Construction Month	49	50	51	52	53	54	55	56	57	58	59	60
dB LAeq(T)	0	0	0	0	0	0	0	0	0	0	0	0

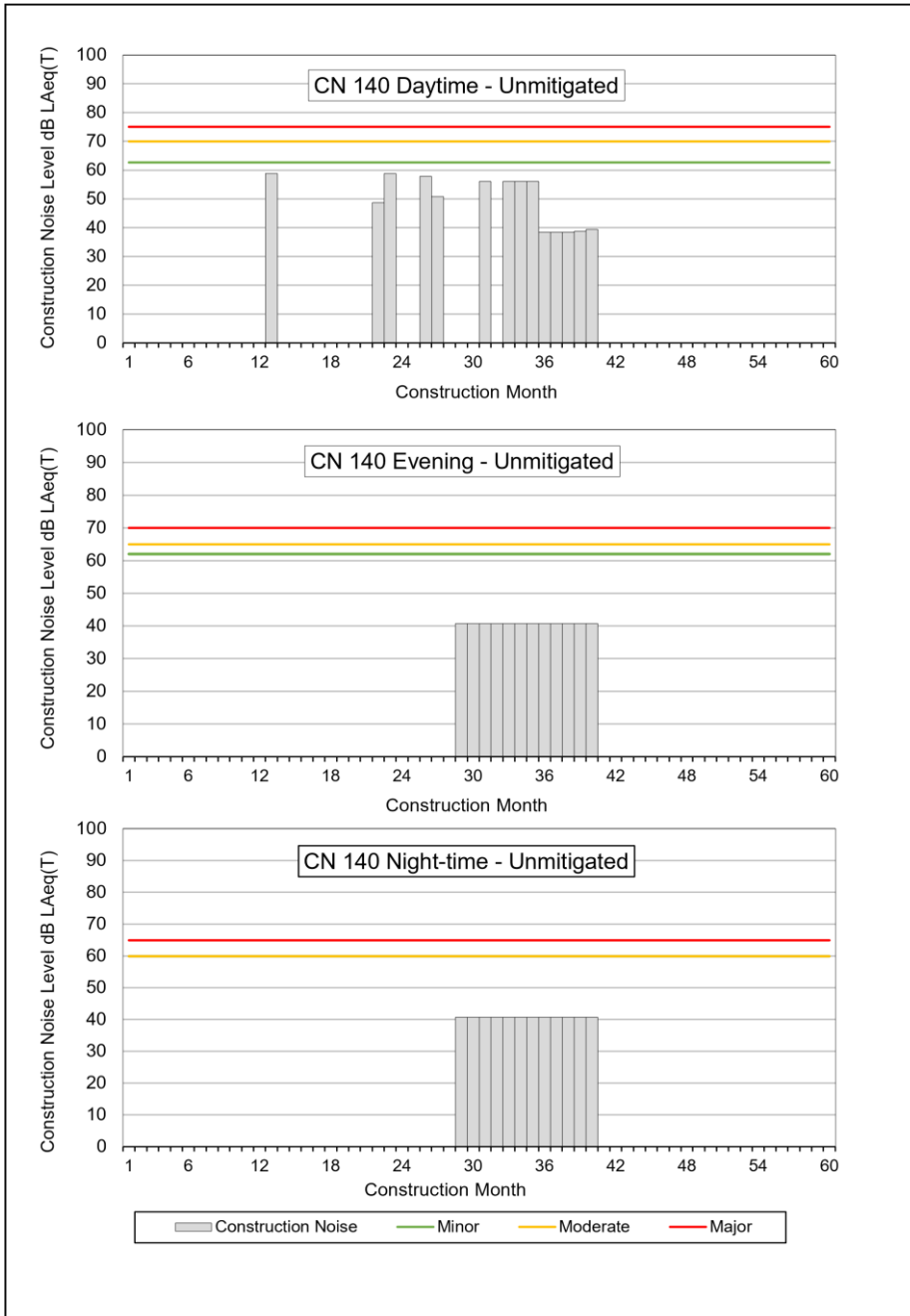
Graphical Representation of Unmitigated Construction Noise Levels at CN 139



Unmitigated Construction Noise Levels at CN 139

Predicted Daytime Construction Noise Levels												
Construction Month	1	2	3	4	5	6	7	8	9	10	11	12
dB LAeq(T)	0	0	46	0	0	0	0	0	0	0	0	0
Construction Month	13	14	15	16	17	18	19	20	21	22	23	24
dB LAeq(T)	52	0	0	0	0	0	0	0	43	52	52	0
Construction Month	25	26	27	28	29	30	31	32	33	34	35	36
dB LAeq(T)	0	51	44	0	0	39	50	40	50	50	50	43
Construction Month	37	38	39	40	41	42	43	44	45	46	47	48
dB LAeq(T)	43	42	42	43	0	0	0	0	0	0	0	0
Construction Month	49	50	51	52	53	54	55	56	57	58	59	60
dB LAeq(T)	0	0	0	0	0	0	0	0	0	0	0	0
Predicted Evening Construction Noise Levels												
Construction Month	1	2	3	4	5	6	7	8	9	10	11	12
dB LAeq(T)	0	0	0	0	0	0	0	0	0	0	0	0
Construction Month	13	14	15	16	17	18	19	20	21	22	23	24
dB LAeq(T)	0	0	0	0	0	0	0	0	0	0	0	0
Construction Month	25	26	27	28	29	30	31	32	33	34	35	36
dB LAeq(T)	0	0	0	0	45	45	45	45	45	45	45	45
Construction Month	37	38	39	40	41	42	43	44	45	46	47	48
dB LAeq(T)	45	45	45	45	0	0	0	0	0	0	0	0
Construction Month	49	50	51	52	53	54	55	56	57	58	59	60
dB LAeq(T)	0	0	0	0	0	0	0	0	0	0	0	0
Predicted Night-time Construction Noise Levels												
Construction Month	1	2	3	4	5	6	7	8	9	10	11	12
dB LAeq(T)	0	0	0	0	0	0	0	0	0	0	0	0
Construction Month	13	14	15	16	17	18	19	20	21	22	23	24
dB LAeq(T)	0	0	0	0	0	0	0	0	0	0	0	0
Construction Month	25	26	27	28	29	30	31	32	33	34	35	36
dB LAeq(T)	0	0	0	0	45	45	45	45	45	45	45	45
Construction Month	37	38	39	40	41	42	43	44	45	46	47	48
dB LAeq(T)	45	45	45	45	0	0	0	0	0	0	0	0
Construction Month	49	50	51	52	53	54	55	56	57	58	59	60
dB LAeq(T)	0	0	0	0	0	0	0	0	0	0	0	0

Graphical Representation of Unmitigated Construction Noise Levels at CN 140



Unmitigated Construction Noise Levels at CN 140

Predicted Daytime Construction Noise Levels												
Construction Month	1	2	3	4	5	6	7	8	9	10	11	12
dB LAeq(T)	0	0	0	0	0	0	0	0	0	0	0	0
Construction Month	13	14	15	16	17	18	19	20	21	22	23	24
dB LAeq(T)	59	0	0	0	0	0	0	0	0	49	59	0
Construction Month	25	26	27	28	29	30	31	32	33	34	35	36
dB LAeq(T)	0	58	51	0	0	0	56	0	56	56	56	38
Construction Month	37	38	39	40	41	42	43	44	45	46	47	48
dB LAeq(T)	38	38	39	39	0	0	0	0	0	0	0	0
Construction Month	49	50	51	52	53	54	55	56	57	58	59	60
dB LAeq(T)	0	0	0	0	0	0	0	0	0	0	0	0
Predicted Evening Construction Noise Levels												
Construction Month	1	2	3	4	5	6	7	8	9	10	11	12
dB LAeq(T)	0	0	0	0	0	0	0	0	0	0	0	0
Construction Month	13	14	15	16	17	18	19	20	21	22	23	24
dB LAeq(T)	0	0	0	0	0	0	0	0	0	0	0	0
Construction Month	25	26	27	28	29	30	31	32	33	34	35	36
dB LAeq(T)	0	0	0	0	41	41	41	41	41	41	41	41
Construction Month	37	38	39	40	41	42	43	44	45	46	47	48
dB LAeq(T)	41	41	41	41	0	0	0	0	0	0	0	0
Construction Month	49	50	51	52	53	54	55	56	57	58	59	60
dB LAeq(T)	0	0	0	0	0	0	0	0	0	0	0	0
Predicted Night-time Construction Noise Levels												
Construction Month	1	2	3	4	5	6	7	8	9	10	11	12
dB LAeq(T)	0	0	0	0	0	0	0	0	0	0	0	0
Construction Month	13	14	15	16	17	18	19	20	21	22	23	24
dB LAeq(T)	0	0	0	0	0	0	0	0	0	0	0	0
Construction Month	25	26	27	28	29	30	31	32	33	34	35	36
dB LAeq(T)	0	0	0	0	41	41	41	41	41	41	41	41
Construction Month	37	38	39	40	41	42	43	44	45	46	47	48
dB LAeq(T)	41	41	41	41	0	0	0	0	0	0	0	0
Construction Month	49	50	51	52	53	54	55	56	57	58	59	60
dB LAeq(T)	0	0	0	0	0	0	0	0	0	0	0	0

If you need help accessing this or any other National Highways information, please call **0300 123 5000** and we will help you.

© Crown copyright 2023.

You may re-use this information (not including logos) free of charge in any format or medium, under the terms of the Open Government Licence. To view this licence:

visit www.nationalarchives.gov.uk/doc/open-government-licence/

write to the **Information Policy Team, The National Archives, Kew, London TW9 4DU**, or email psi@nationalarchives.gsi.gov.uk.

Mapping (where present): © Crown copyright and database rights 2023 OS 100030649. You are permitted to use this data solely to enable you to respond to, or interact with, the organisation that provided you with the data. You are not permitted to copy, sub-licence, distribute or sell any of this data to third parties in any form.

If you have any enquiries about this publication email info@nationalhighways.co.uk or call **0300 123 5000***.

*Calls to 03 numbers cost no more than a national rate call to an 01 or 02 number and must count towards any inclusive minutes in the same way as 01 and 02 calls.

These rules apply to calls from any type of line including mobile, BT, other fixed line or payphone. Calls may be recorded or monitored.

Printed on paper from well-managed forests and other controlled sources when issued directly by National Highways.

Registered office Bridge House, 1 Walnut Tree Close, Guildford GU1 4LZ

National Highways Company Limited registered in England and Wales number 09346363